

SUMMARY OF DEED OF MUTUAL COVENANT

公契的摘要

A. Summary of the provisions of the deed of mutual covenant that deal with the common parts of the Phase

“**Common Areas and Facilities**” means collectively the Development Common Areas and Facilities, the Residential Common Areas and Facilities, the Carpark Common Areas and Facilities and all those parts and such of the facilities of the Development designated as common areas and facilities in any Sub-Deed(s).

“**Common EV Facilities**” means all such facilities installed or to be installed on the Basement Floor for the purpose of or in relation to the charging of electric motor vehicles or electric motor cycles licensed under the Road Traffic Ordinance (Chapter 374 of the Laws of Hong Kong Special Administrative Region) parking at the Accessible Parking Spaces, Visitors’ Parking Spaces, Residential Car Parking Spaces and Residential Motor Cycle Parking Spaces and such facilities shall include but not limited to such wires, cables, ducts, trunking, base box, socket outlet, locks, covers, protective devices and such other electrical or other installations or otherwise for or in relation to such purpose;

“**Development Common Areas and Facilities**” means and includes:-

(a) such parts of the Development which are intended for common use and benefit of the Development including but not limited to the Landscaped Works, the passages, entrances, walkways, landings, boundary fence walls, the solid walls, lobbies, landscaped areas, driveways, pavements, ramps, planters, refuse storage & material recovery chamber, transformer rooms, main switch room, switch rooms, emergency generator rooms, guard rooms, office and lavatories for watchmen and management staff, caretaker’s office (if any), caretaker’s quarter (if any), office for Owners’ Committee (if any) / Owners’ Corporation office (when formed), F.S. control centre, fan rooms, cable duct room, master water meter room, main telecommunication broadcasting equipment room, water meter cabinets, shuttle lift lobbies, lifts, hose reels, electrical meter rooms, fire service installations, pipe ducts, fuel tank room, sprinkler water pump rooms, street fire hydrant pump room, F.S. pump rooms and emergency vehicular access and such of the drains, channels, water mains, sewers,

fresh and salt water storage tanks, fresh and salt water intakes and mains, gas valve room, extra low voltage rooms, extra low voltage ducts, plant rooms, staircases, common green roofs (for maintenance access only), communal television and radio aerial systems for reception of television and radio broadcast, telecommunications and broadcasting distribution networks, cable television system (if any), wires, cables and other facilities whether ducted or otherwise which are or at any time may be in under or over or passing through the Lot through which fresh or salt water, sewage, gas, telephone, electricity and other services are supplied to the Development, trees, shrubs and other plants and vegetation, lamp posts and other lighting facilities, fire prevention and fighting equipment and apparatus, security systems and apparatus, ventilation system and any other mechanical systems, devices or facilities installed or provided in the Development intended for common use and benefit of the Development which are (insofar as they are capable of being identified and shown on plans) for the purposes of identification only shown coloured Green and shown with Dark Green Dotted Line on the plans certified by the Authorized Person and annexed to the deed of mutual covenant (“**DMC**”);

- (b) the Greenery Areas (in so far as they do not form part of the Residential Common Areas and Facilities);
- (c) the Slope Structures;
- (d) such other areas, apparatus, devices, systems and facilities of and in the Lot and the Development designated as Development Common Areas and Facilities in accordance with the DMC and any Sub-Deed(s); and
- (e) to the extent not specifically provided in paragraphs (a), (b), (c) and (d) above, such other parts of the Lot and the Development :-
- (i) any parts of the Development covered by paragraph (a) of the definition of “**common parts**” set out in section 2 of the Building Management Ordinance (Cap.344); and/or
 - (ii) any parts specified in Schedule 1 to the Building Management Ordinance (Cap.344) and included under paragraph (b) of the definition of “**common parts**” set

out in section 2 of the Building Management Ordinance (Cap.344);

but EXCLUDING :-

- (i) the Residential Common Areas and Facilities and the Carpark Common Areas and Facilities; and
- (ii) such areas within the Development the exclusive right and privilege to hold, use, occupy and enjoy which belongs to any particular Owner and such facilities within the Development serving only any particular Owner.

“**Greenery Areas**” means the greenery areas which shall not be used for any purpose other than those permitted under the Conditions without the prior consent of the Building Authority and are for the purposes of identification only shown coloured Light Green on the plans certified by the Authorized Person and annexed to the DMC;

“**Landscaped Works**” mean the landscaping works provided or to be provided within the Lot pursuant to Special Condition No.(15)(b) of the Conditions, which form part of the Development Common Areas and Facilities and the Residential Common Areas and Facilities;

“**Residential Common Areas and Facilities**” means and includes:-

- (a) those parts of the Residential Accommodation in the Development intended for the common use and benefit of the Owners, occupiers and tenants of the Residential Accommodation and the bona fide guests, visitors or invitees thereof, includes but not limited to the Recreational Areas and Facilities, the Loading and Unloading Spaces, the Visitors’ Parking Spaces, the Bicycle Parking Spaces, the Accessible Parking Spaces, the Landscaped Works, the Non-Building Area 1, the Non-Building Area 2, the vertical acoustic fins, the sound absorption materials, the noise reducers, flat roofs (other than those forming part of an Unit), roofs (other than those forming part of an Unit), canopies, lift machine rooms, fan rooms, water meter cabinets, pipe ducts, common green roofs (for maintenance access only) , electrical meter rooms, inaccessible flat roof, and such of the passages, common corridors and lift lobbies, entrances, landings, entrance

lobbies, landscaped areas, driveways, air conditioning platforms, areas for gondola, structural walls, stairways, potable and flushing water pump rooms, F.S. sprinkler pump rooms, sub-main switch rooms, sub-main telecommunication broadcasting equipment rooms, telecommunication ducts, refuse storage and material recovery rooms, F.S. and sprinkler inlets, extra low voltage rooms, extra low voltage ducts, and such of the lifts, lift shafts, firemen’s lifts, water tanks, aerials, meters, lighting, drains, channels, sewers, salt and fresh water intakes and mains, wires, cables, air conditioning and ventilation system and other facilities whether ducted or otherwise through which fresh or salt water, sewage, gas, electricity and other services are supplied to the Residential Accommodation, pumps, tanks, sanitary fittings, electrical installations, fittings, equipment and apparatus, trees, shrubs and other plants and vegetation, lamp posts and other lighting facilities, fire prevention and fighting equipment and apparatus, security systems and apparatus, ventilation system and any other mechanical systems, emergency vehicular access and such of the drains, channels and such other areas and any other systems, devices or facilities which are at or provided or installed in the Development intended for the common use and benefit of the Owners and residents or tenants of the Residential Accommodation and their bona fide guests, visitors or invitees and such other areas within the Lot and such other systems, devices and facilities within the Development intended for common use and benefit of the Residential Accommodation in accordance with this Deed which are (insofar as they are capable of being shown on plans) for the purposes of identification only shown coloured Brown and shown with Orange Dotted Line, Dark Indigo Dotted Line and Pink Solid Line on the plans certified by Authorized Person and annexed to the DMC;

- (b) the Greenery Areas (in so far as they form part of the Residential Common Areas and Facilities);
- (c) the external walls and architectural features (if any) of the Residential Accommodation; and

(d) such other areas, apparatus, devices, systems and facilities of and in the Lot and the Development within the Residential Accommodation designated as Residential Common Areas and Facilities in accordance with the DMC and any Sub-Deed(s);

but EXCLUDING :-

- (i) the Development Common Areas and Facilities and the Carpark Common Areas and Facilities; and
- (ii) such areas within the Development in respect of which the exclusive right and privilege to hold, use, occupy and enjoy the same belongs to any particular Owner and such facilities within the Development serving only any particular Owner.

“Carpark Common Areas and Facilities” means and include:-

- (a) those parts of the Development including but not limited to the Common EV Facilities, driveways, passages, ramps, EV charging rooms, fan room and such other areas and facilities which are intended for the common use and benefit of all the Accessible Parking Spaces, Visitors’ Parking Spaces, Residential Car Parking Spaces and Residential Motor Cycle Parking Spaces (insofar as they are capable of being shown on plans) for the purposes of identification only shown coloured Yellow on the Basement and Ground Floor Plans certified by the Authorized Person and annexed to the DMC; and
- (b) such other area, apparatus, devices, systems and facilities of and in the Lot and the Development designated as Carpark Common Areas and Facilities in accordance with the DMC;

but EXCLUDING :-

- (i) the Development Common Areas and Facilities and the Residential Common Areas and Facilities; and
- (ii) such areas within the Development the exclusive right and privilege to hold, use, occupy and enjoy which belongs to any particular Owner and such facilities within the Development serving only any particular Owner.

B. The number of undivided shares assigned to each residential property in the Phase

Tower 8

Undivided Share for each flat	Flat									
	A1	A2	A3	A5	A6	B1	B2	B3	B5	
Floor										
G/F	-	979	881	916	-	-	-	-	-	
1/F	-	898	807	848	-	-	-	-	-	
2/F	814	866	807	808	607	501	1386	819	590	
3/F, 5/F - 12/F, 15/F&16/F	815	866	807	808	607	501	1382	819	590	
17/F - 19/F	811	866	807	808	607	501	1382	819	590	
20/F	2071	-	-	805	607	-	1470	819	590	
21/F	2128	-	-	805	632	-	1533	875	590	

Tower 9

Undivided Share for each flat	Flat									
	A1	A2	A3	A5	B1	B2	B3	B5	B6	
Floor										
G/F	1596	1211	-	887	823	836	694	-	867	
1/F	1476	1122	-	858	756	769	647	-	840	
2/F	1476	1089	984	808	756	769	615	803	793	
3/F, 5/F - 12/F, 15/F&16/F	1476	1089	980	808	756	769	615	803	793	
17/F - 19/F	1476	1089	980	808	756	769	615	803	793	
20/F	1955	-	975	808	764	769	615	803	793	
21/F	2067	-	1035	859	831	828	638	831	793	

Tower 10

Undivided Share for each flat	Flat									
	A1	A2	A3	A5	B1	B2	B3	B5	B6	
Floor										
G/F	1571	1163	1059	846	926	-	-	-	665	
1/F	1478	1091	979	808	925	-	-	-	705	
2/F	1478	1091	979	808	876	783	591	803	594	
3/F, 5/F - 12/F, 15/F&16/F	1478	1091	979	808	874	785	590	804	594	
17/F - 19/F	1478	1091	979	808	871	781	590	804	591	
20/F	2004	-	977	808	826	781	590	804	591	
21/F	2116	-	1058	866	876	819	620	854	591	

Note: There are no 4/F, 13/F and 14/F in Tower 8, 9, 10 and 11.

SUMMARY OF DEED OF MUTUAL COVENANT

公契的摘要

Tower 11

Undivided Share for each flat Floor	Flat									
	A1	A2	A3	A5	B1	B2	B3	B5	B6	
G/F	1551	-	-	-	933	845	651	-	-	
1/F	1507	-	-	-	873	783	626	-	-	
2/F	1466	1088	1415	907	873	783	591	799	587	
3/F, 5/F - 12/F, 15/F&16/F	1466	1088	1391	907	873	783	591	799	587	
17/F - 19/F	1466	1088	1391	907	870	783	591	799	587	
20/F	1991	-	1389	907	825	783	591	799	587	
21/F	2100	-	1481	972	878	825	623	846	587	

Note: There are no 4/F, 13/F and 14/F in Tower 8, 9, 10 and 11.

C. The terms of years for which the manager of the Phase is appointed

Royal Elite Service Company Limited will be appointed the Manager of the Phase initially for a term of not exceeding 2 years commencing on the date of the DMC and to be continued thereafter until terminated in accordance with the DMC.

D. The basis on which the management expenses are shared among the owners of the residential properties in the Phase

Each Owner of a Residential Unit shall contribute towards the management expenses (which shall be based on the budget prepared by the Manager) of the Phase in such manner, amount and proportion as provided in the DMC by reference to the Undivided Shares allocated to his Residential Unit and the principles provided in the DMC.

E. The basis on which the management fee deposit is fixed

The amount of management fee deposit shall be a sum equal to 3/12th of the first year's budgeted Management Expenses payable in respect of a Unit.

F. Summary of the provisions of the deed of mutual covenant that deal with the area (if any) retained by the owner for that owner's own use

Not applicable.

Note:

For full details, please refer to the draft DMC. Full script of the draft DMC is available for free inspection upon request at the sales office during opening hours and copies of the draft DMC can be obtained upon paying necessary photocopying charges.

A. 處理期數的公用部份的公契條文的摘要

「**公用地方與設施**」合指「發展項目公用地方與設施」、「住宅公用地方與設施」、「停車場公用地方與設施」，以及在任何「分契」中被指定為公用地方與設施的「發展項目」內所有部份與設施。

「**公共電動車設施**」指為了或就停泊於「暢通易達停車位」、「訪客停車位」、「住宅停車位」及「住宅電單車停車位」的根據《道路交通條例》(香港特別行政區法例第374章)持牌的電動車或電動電單車充電用途而在地庫層安裝或將安裝的所有設施，而該等設施包括但不限於為了或就該用途而設的電線、電纜、管道、幹槽、基底盒、插座、鎖、蓋、保護裝置及其他電力或其他裝置；

「**發展項目公用地方與設施**」指及包括：-

- (a) 「發展項目」中擬供「發展項目」共同使用和享用的部份，包括但不限於環境美化工程、通道、入口、行人道、梯台、邊界圍牆、實牆、大堂、園景區、車道、行人路、斜道、花槽、垃圾儲存及物料回收房、變壓房、總電掣房、電掣房、緊急發電機機房、警衛室、供保安員和管理處員工使用的辦事處和廁所、管理員辦事處(如有)、管理員宿舍(如有)、業主委員會(如有)辦事處/業主立案法團(若已成立)辦事處、消防控制中心、風機房、電纜管道室、總水錶房、總電訊及廣播器材室、水錶櫃、穿梭升降機大堂、升降機、消防喉轆、電錶房、消防裝置、管道槽、燃料箱房、灑水器水泵房、街道消防栓泵房、消防泵房和緊急車輛通道，以及現時或在任何時候可能在「該地段」之內、之下或之上或穿越「該地段」為「發展項目」提供食水或鹹水、排污、氣體、電話、電力及其他服務的排水渠、渠道、總水管、污水渠、食水及鹹水儲水箱、食水及鹹水進水口及總水管、氣閥房、特低壓房、特低壓管道、機房、樓梯、公用綠化天台(僅作為保養通道)、接收電視及電台廣播的公用電視及電台天線系統、電訊及廣播分導網絡、有線電視系統(如有)、電線、電纜及其他設施(不論裝有線槽與否)；樹木、灌木和其他植物及植被、燈柱及其他照明設施、防火及救火設備及器具、保安系統及器具、通風系統以及「發展項目」之內安裝或提供給「發展項目」擬作共用及享用的任何其他機械系統、裝置或設施，上述各項(如果可以在圖則上予以識別和顯示)於大廈公契(「**公契**」)所夾附經認可人士核實的圖則以綠色及深青色虛線顯示，僅作識別之用；

(b) 「綠化地帶」(只要是不構成「住宅公用地方與設施」的一部份)；

(c) 「斜坡構築物」；

(d) 按照「公契」及任何「分契」指定為「發展項目公用地方與設施」的屬於及位於「該地段」及「發展項目」的其他地方、器具、裝置、系統及設施；及

(e) 在以上(a)、(b)、(c)及(d)段沒有明確規定的情況下，包括「該地段」及「發展項目」以下其他部份：

(i) 《建築物管理條例》(第344章)第2條所列「**公用部份**」定義(a)段所涵蓋的「發展項目」之任何部份；及/或

(ii) 《建築物管理條例》(第344章)附表1指明的並包括在《建築物管理條例》(第344章)第2條所列「**公用部份**」定義(b)段之下的任何部份；

但不包括：

(i) 「住宅公用地方與設施」及「停車場公用地方與設施」；及

(ii) 「發展項目」之內供任何個別「業主」享有獨家權利及特權持有、使用、佔用及享用的地方，以及「發展項目」之內僅服務任何個別「業主」的設施。

「**綠化地帶**」指未經建築事務監督事先同意不得用作「批地條款」准許用途以外任何其他用途的綠化地帶，並且於「公契」所夾附經認可人士核實的圖則以淺綠色顯示，僅作識別之用；

「**園景美化工程**」指按照「批地條款」特別條款第(15)(b)條在「該地段」內提供或將提供的園景美化工程，該等工程構成「發展項目公用地方與設施」及「住宅公用地方與設施」的一部份；

「**住宅公用地方與設施**」指及包括：-

- (a) 「發展項目」的「住宅樓宇」之中擬供「住宅樓宇」的「業主」、佔用人、租客及其真誠實客、訪客或被邀者共用及共享的部份，包括但不限於「康樂地方與設施」、「上落貨停車位」、「訪客停車位」、「單車停車位」、「暢通易達停車位」、「環境美化工程」、「非建築用地1」、「非建築用地2」、垂直隔聲簷、吸音物料、減音器、平台(構成「單位」之一部份的除外)、天台(構成「單位」之一部份的除外)、簷篷、升降機機房、風機房、水錶櫃、管道槽、公用綠化天台(僅作為保養通道)、電錶房、不可到

達的平台，以及「住宅樓宇」的通道、公用走廊及電梯大堂、入口、梯台、入口大堂、園景區、車道、冷氣平台、供吊船使用之地方、結構牆、樓梯、食水及鹹水泵房、消防灑水器泵房、副總電掣房、副總電訊及廣播器材室、電訊管道、垃圾儲存及物料回收房、消防及消防灑水器入水掣、特低壓房、特低壓管道，以及為「住宅樓宇」提供食水或鹹水、排污、氣體、電力及其他服務的升降機、升降機槽、消防員升降機、水箱、天線、儀錶、照明、排水渠、渠道、污水渠、鹹水及食水進水口及總水管、電線、電纜、冷氣和通風系統及其他設施(不論裝有線槽與否)；泵、水箱、衛生裝置、電力裝置、附件、設備及器具、樹木、灌木和其他植物及植被、燈柱及其他照明設施、防火及救火設備及器具、保安系統及器具、通風系統及任何其他機械系統、緊急車輛通道，以及現時位於「發展項目」或在「發展項目」內提供或安裝擬供「住宅樓宇」的「業主」及住客或租客及其真誠實客、訪客或被邀者共用及共享的排水渠、渠道、其他地方及任何其他系統、裝置或設施，以及按照「本公契」擬供「住宅樓宇」共用及共享的「該地段」內其他地方和「發展項目」內其他系統、裝置及設施，上述各項(如果可以在圖則上顯示)於「公契」所夾附經認可人士核實的圖則以棕色及以橙色虛線、深藍藍色虛線及粉紅色實線顯示，僅作識別之用；

(b) 「綠化地帶」(只要是構成「住宅公用地方與設施」的一部份)；

(c) 「住宅樓宇」的外牆及建築裝飾(如有)；及

(d) 按照「公契」及任何「分契」指定為「住宅公用地方與設施」的屬於及位於「該地段」及「發展項目」的「住宅樓宇」內其他地方、器具、裝置、系統及設施；

但不包括：

(i) 「發展項目公用地方與設施」及「停車場公用地方與設施」；及

(ii) 「發展項目」之內供任何個別「業主」享有獨家權利及特權持有、使用、佔用及享用的地方，以及「發展項目」之內僅服務任何個別「業主」的設施。

「**停車場公用地方與設施**」指及包括：-

(a) 「發展項目」中的各部份，包括但不限於「公共電動車設施」、車道、通道、斜道、電動車充電室、風機房、以及擬供所有「暢通易達停車位」、「訪客停車位」、「住宅停車位」及「住宅電單車停車位」共用及共享的其他地方與設施，上述各項(如果可以在圖則上顯示)於「公契」所夾附經認可人士核實的「地庫及地下平面圖」以黃色顯示，僅作識別之用；及

(b) 按照「公契」及指定為「停車場公用地方與設施」的屬於及位於「該地段」及「發展項目」的其他地方、器具、裝置、系統及設施；

但不包括：

(i) 「發展項目公用地方與設施」及「住宅公用地方與設施」；及

(ii) 「發展項目」之內供任何個別「業主」享有獨家權利及特權持有、使用、佔用及享用的地方，以及「發展項目」之內僅服務任何個別「業主」的設施。

SUMMARY OF DEED OF MUTUAL COVENANT

公契的摘要

B. 分配予期數中的每個住宅物業的不分割份數的數目

第8座

樓層	單位 每單位 不分割份數	單位								
		A1	A2	A3	A5	A6	B1	B2	B3	B5
地下	-	979	881	916	-	-	-	-	-	-
1樓	-	898	807	848	-	-	-	-	-	-
2樓	814	866	807	808	607	501	1386	819	590	
3樓、5樓至12樓、 15樓及16樓	815	866	807	808	607	501	1382	819	590	
17樓至19樓	811	866	807	808	607	501	1382	819	590	
20樓	2071	-	-	805	607	-	1470	819	590	
21樓	2128	-	-	805	632	-	1533	875	590	

第9座

樓層	單位 每單位 不分割份數	單位								
		A1	A2	A3	A5	B1	B2	B3	B5	B6
地下	1596	1211	-	887	823	836	694	-	867	
1樓	1476	1122	-	858	756	769	647	-	840	
2樓	1476	1089	984	808	756	769	615	803	793	
3樓、5樓至12樓、 15樓及16樓	1476	1089	980	808	756	769	615	803	793	
17樓至19樓	1476	1089	980	808	756	769	615	803	793	
20樓	1955	-	975	808	764	769	615	803	793	
21樓	2067	-	1035	859	831	828	638	831	793	

第10座

樓層	單位 每單位 不分割份數	單位								
		A1	A2	A3	A5	B1	B2	B3	B5	B6
地下	1571	1163	1059	846	926	-	-	-	665	
1樓	1478	1091	979	808	925	-	-	-	705	
2樓	1478	1091	979	808	876	783	591	803	594	
3樓、5樓至12樓、 15樓及16樓	1478	1091	979	808	874	785	590	804	594	
17樓至19樓	1478	1091	979	808	871	781	590	804	591	
20樓	2004	-	977	808	826	781	590	804	591	
21樓	2116	-	1058	866	876	819	620	854	591	

第11座

樓層	單位 每單位 不分割份數	單位								
		A1	A2	A3	A5	B1	B2	B3	B5	B6
地下	1551	-	-	-	933	845	651	-	-	
1樓	1507	-	-	-	873	783	626	-	-	
2樓	1466	1088	1415	907	873	783	591	799	587	
3樓、5樓至12樓、 15樓及16樓	1466	1088	1391	907	873	783	591	799	587	
17樓至19樓	1466	1088	1391	907	870	783	591	799	587	
20樓	1991	-	1389	907	825	783	591	799	587	
21樓	2100	-	1481	972	878	825	623	846	587	

備註：第8、9、10及11座不設4樓、13樓及14樓。

C. 有關期數的管理人的委任年期

帝譽服務有限公司獲委任為「期數」的「管理人」，其最初任期為由公契的日期起計不多於兩年，其後續任至根據「公契」條款終止為止。

D. 管理開支按甚麼基準在期數中的住宅物業的擁有人之間分擔

每名「住宅物業」的「業主」應根據分配予其「住宅物業」的「不分割份數」，按照「公契」規定的準則，以「公契」規定的方式、金額和比例分擔「期數」的管理開支（根據「管理人」所編製的預算案所計算）。

E. 計算管理費按金的基準

管理費按金相當於「單位」應付第一年預算「管理開支」之十二份之三。

F. 處理擁有人在期數中保留作自用的範圍(如有的話)的公契條文的摘要

不適用。

備註：
詳情請參考公契擬稿。公契擬稿全份文本已備於售樓處，在開放時間可供免費查閱，並可在支付必要的影印費用後獲取副本。

SUMMARY OF LAND GRANT

批地文件的摘要

1. The Phase is situated on Tai Po Town Lot No.225 (the “Lot”).
2. The Lot was granted under an Agreement and Conditions of Sale dated 31 March 2015 deposited in the Land Registry as New Grant No. 22096 (the “Land Grant”) for a term of 50 years commencing on 31st March 2015.

3. User

Special Condition No. (7) of the Land Grant stipulates that:-

“(7) The Lot or any part thereof or any building or part of any building erected or to be erected thereon shall not be used for any purpose other than for private residential purposes.”

4. Building Covenant

Special Condition No. (6) of the Land Grant stipulates that:-

“(6) The Purchaser shall develop the Lot by the erection thereon of a building or buildings complying in all respects with these Conditions and all Ordinances, bye-laws and regulations relating to building, sanitation and planning which are or may at any time be in force in Hong Kong, such building or buildings to be completed and made fit for occupation on or before the 30th day of September 2020.”

5. Indemnity by Purchaser

General Condition No. 5(c) of the Land Grant stipulates that:-

“5. (c) The Purchaser hereby indemnifies and shall keep indemnified the Government against all actions, proceedings, liabilities, demands, costs, expenses, losses (whether financial or otherwise) and claims whatsoever and howsoever arising from any breach of these Conditions or any damage or soil and groundwater contamination caused to adjacent or adjoining land or to the Lot where such damage or soil and groundwater contamination has, in the opinion of the Director of Lands (hereinafter referred to as “the Director”, and whose opinion shall be final and binding upon the Purchaser), arisen out of

any use of the Lot, or any development or redevelopment of the Lot or part thereof or out of any activities carried out on the Lot or out of any other works carried out thereon by the Purchaser whether or not such use, development or redevelopment, activities or works are in compliance with these Conditions or in breach thereof.”

6. Maintenance

General Condition No.7 of the Land Grant stipulates that:-

“7. (a) The Purchaser shall throughout the tenancy having built or rebuilt (which word refers to redevelopment as contemplated in sub-clause (b) of this General Condition) in accordance with these Conditions:

- (i) maintain all buildings in accordance with the approved design and disposition and any approved building plans without variation or modification thereto; and
- (ii) maintain all buildings erected or which may hereafter be erected in accordance with these Conditions or any subsequent contractual variation of them, in good and substantial repair and condition and in such repair and condition deliver up the same at the expiration or sooner determination of the tenancy.

(b) In the event of the demolition at any time during the tenancy of any building then standing on the Lot or any part thereof, the Purchaser shall replace the same either by sound and substantial building or buildings of the same type and of no less gross floor area or by building or buildings of such type and value as shall be approved by the Director. In the event of demolition as aforesaid, the Purchaser shall within one calendar month of such demolition apply to the Director for consent to carry out building works for the redevelopment of the Lot and upon receiving such consent shall within three calendar months thereof commence the necessary works of redevelopment and shall complete the same to the satisfaction of and within such time limit as is laid down by the Director.”

7. The Green Areas and the Structures

Special Condition No. (2) of the Land Grant stipulates that:-

“(2) (a) The Purchaser shall:

- (i) within 18 calendar months from the date of this Agreement (or such other extended period or periods as may be approved by the Director), at his own expense, in such manner with such materials and to such standards, levels, alignment and design as the Director shall approve and in all respects to the satisfaction of the Director:

(I) lay and form those portions of future public roads shown coloured green on the plan annexed hereto (hereinafter referred to as “the Green Area”); and

(II) provide and construct such bridges, tunnels, over-passes, under-passes, culverts, viaducts, flyovers, pavements, roads or such other structures as the Director in his sole discretion may require (hereinafter collectively referred to as “the Structures”)

so that building, vehicular and pedestrian traffic may be carried on the Green Area;

- (ii) within 18 calendar months from the date of this Agreement or such other extended period or periods as may be approved by the Director, at his own expense and to the satisfaction of the Director, surface, kerb and channel the Green Area and provide the same with such gullies, sewers, drains, fire hydrants with pipes connected to water mains, street lights, traffic signs, street furniture and road markings as the Director may require; and

(iii) maintain at his own expense the Green Area together with the Structures and all structures, surfaces, gullies,

sewers, drains, fire hydrants, services, street lights, traffic signs, street furniture, road markings and plant constructed, installed and provided thereon or therein to the satisfaction of the Director until such time as possession of the Green Area has been delivered in accordance with Special Condition No. (3) hereof.

(b) In the event of the non-fulfilment of the Purchaser’s obligations under sub-clause (a) of this Special Condition within the prescribed period stated therein, the Government may carry out the necessary works at the cost of the Purchaser who shall pay to the Government on demand a sum equal to the cost thereof, such sum to be determined by the Director whose determination shall be final and shall be binding upon the Purchaser.

(c) The Government shall have no liability in respect of any loss, damage, nuisance or disturbance whatsoever caused to or suffered by the Purchaser or any other person whether arising out of or incidental to the fulfilment of the Purchaser’s obligations under sub-clause (a) of this Special Condition or the exercise of the rights by the Government under sub-clause (b) of this Special Condition or otherwise, and no claim whatsoever shall be made against the Government by the Purchaser in respect of any such loss, damage, nuisance or disturbance.”

Special Condition No. (3) of the Land Grant stipulates that:-

“(3) For the purpose only of carrying out the necessary works specified in Special Condition No. (2) hereof, the Purchaser shall on the date of this Agreement be granted possession of the Green Area. The Green Area shall be re-delivered to the Government on demand and in any event shall be deemed to have been re-delivered to the Government by the Purchaser on the date of a letter from the Director indicating that these Conditions have been complied with to his satisfaction. The Purchaser shall at all reasonable times while he is in possession of the Green Area allow free access over and along the Green Area for all Government and

SUMMARY OF LAND GRANT

批地文件的摘要

public vehicular and pedestrian traffic and shall ensure that such access shall not be interfered with or obstructed by the carrying out of the works whether under Special Condition No. (2) hereof or otherwise.”

Special Condition No. (4) of the Land Grant stipulates that:-

“(4) The Purchaser shall not without the prior written consent of the Director use the Green Area for the purpose of storage or for the erection of any temporary structure or for any purposes other than the carrying out of the works specified in Special Condition No. (2) hereof.”

Special Condition No. (5) of the Land Grant stipulates that:-

“(5) (a) The Purchaser shall at all reasonable times while he is in the possession of the Green Area:

- (i) permit the Government, the Director and his officers, contractors and agents and any persons authorized by the Director, the right of ingress, egress and regress to, from and through the Lot and the Green Area for the purpose of inspecting, checking and supervising any works to be carried out in compliance with Special Condition No. (2)(a) hereof and the carrying out, inspecting, checking and supervising of the works under Special Condition No. (2)(b) hereof and any other works which the Director may consider necessary in the Green Area;
- (ii) permit the Government and the relevant public utility companies authorized by the Government the right of ingress, egress and regress to, from and through the Lot and the Green Area as the Government or the relevant public utility companies may require for the purpose of any works to be carried out in, upon or under the Green Area or any adjoining land including but not limited to the laying and subsequent maintenance of all pipes, wire, conduits, cable-ducts and other conducting media and ancillary equipment necessary for the provision of telephone, electricity, gas

(if any) and other services intended to serve the Lot or any adjoining or neighbouring land or premises, and the Purchaser shall co-operate fully with the Government and also with the relevant public utility companies duly authorized by the Government on all matters relating to any of the aforesaid works to be carried out within the Green Area; and

(iii) permit the officers of the Water Authority and such other persons as may be authorized by them the right of ingress, egress and regress to, from and through the Lot and the Green Area as the officers of the Water Authority or such authorized persons may require for the purpose of carrying out any works in relation to the operation, maintenance, repairing, replacement and alteration of any other waterworks installations within the Green Area.

(b) The Government, the Director and his officers, contractors and agents and any persons or public utility companies duly authorized under sub-clause (a) of this Special Condition shall have no liability in respect of any loss, damage, nuisance or disturbance whatsoever caused to or suffered by the Purchaser or any person arising out of or incidental to the exercise of the rights by the Government, the Director and his officers, contractors and agents and any persons or public utility companies duly authorized under sub-clause (a) of this Special Condition.”

8. Noise impact assessment

Special Condition No. (8) of the Land Grant stipulates that:-

“(8) (a) The Purchaser shall within six calendar months from the date of this Agreement (or such other extended period as may be approved by the Director) at his own expense and in all respects to the satisfaction of the Director submit or cause to be submitted to the Director for his written approval a noise impact assessment (hereinafter referred to as “the NIA”) on the development of

the Lot containing, among others, such information as the Director may require including but not limited to all adverse noise impacts on the development of the Lot and proposals for appropriate noise mitigation measures (hereinafter referred to as “**Noise Mitigation Measures**”).

(b) The Purchaser shall at his own expense and within such time limits as shall be stipulated by the Director carry out and implement the Noise Mitigation Measures as proposed in the NIA and approved by the Director (hereinafter referred to as “**the Approved Noise Mitigation Measures**”) in all respects to the satisfaction of the Director.

(c) No building works (other than ground investigation and site formation works) shall be commenced on the Lot or any part thereof until the NIA shall have been approved in writing by the Director.

(d) For the purpose of these Conditions, “ground investigation” and “site formation works” shall be as defined in the Buildings Ordinance, any regulations made thereunder and any amending legislation.

(e) The Government and its officers shall be under no responsibility, obligation or liability whatsoever to the Purchaser for any cost, damage or loss caused to or suffered by the Purchaser whether arising out of or incidental to the fulfilment of the Purchaser’s obligations under this Special Condition or otherwise and no claim whatsoever shall be made against the Government or its officers by the Purchaser in respect of such cost, damage or loss.”

9. Noise barrier

Special Condition No. (9) of the Land Grant stipulates that:-

“(9) In the event that the Approved Noise Mitigation Measures comprise the erection or construction of noise barrier or noise barriers on the Lot with projection extending beyond the boundary of the Lot and over and above any portion of the adjoining Government land (hereinafter referred to as “**the Noise Barrier**”), the following conditions shall apply:

(a) the Purchaser shall at his own expense design, erect and construct the Noise Barrier in accordance with the plans approved by the Building Authority and in all respects in compliance with the Buildings Ordinance, any regulations made thereunder and any amending legislation;

(b) no foundation or support for the Noise Barrier may be erected on, upon or underneath any Government land adjoining the Lot;

(c) no alteration, addition, replacement or attachment whatsoever shall be made or affixed to or upon the Noise Barrier or any part or parts thereof except with the prior written approval of the Director;

(d) the Purchaser shall at all times and at his own expense uphold, maintain and repair the Noise Barrier or (where approved by the Director) any replacement thereof in good and substantial repair and condition in all respects to the satisfaction of the Director and if temporary traffic closure or diversion shall be required for carrying out any works under this sub-clause (d), written agreement of the Commissioner of Transport on the temporary traffic arrangement shall have been obtained before commencement of any works;

(e) the Noise Barrier shall not be used for any purpose other than noise barrier and the Purchaser shall not use or suffer or allow to be used the Noise Barrier or any part or parts thereof for advertising or for the display of any signs, notices or posters whatsoever except with the prior written consent of the Director;

(f) subject to the prior written approval of the Director, the Purchaser, his contractors, workmen or any other persons authorized by the Purchaser shall be permitted to enter into the Government land adjoining the Lot with or without tools, equipment, plant, machinery or motor vehicles for the purposes of carrying out any erection, construction, inspection, repair, maintenance, cleaning, renewing and replacement of the part or parts of the Noise Barrier projecting over the Government land in accordance with this Special Condition;

- (g) the Government shall have no responsibility or liability for any loss, damage, nuisance or disturbance whatsoever caused to or suffered by the Purchaser or any other person whether arising out of or incidental to their entry or carrying out of the works referred to in sub-clause (f) of this Special Condition and no claim whatsoever shall be made against the Government by the Purchaser in respect of any such loss, damage, nuisance or disturbance;
- (h) the Purchaser shall at all times take such precautions as may be necessary to prevent any damage or injury being caused to any Government land adjoining the Lot and the Noise Barrier or to any persons or vehicles entering or using any Government land adjoining the Lot and the Noise Barrier as a result of the erection, construction, repair, maintenance, alteration, use, demolition or removal of the Noise Barrier;
- (i) the Director shall, at any time and at his absolute discretion, have the right to serve upon the Purchaser a written notice requiring the Purchaser to demolish and remove the part or parts of the Noise Barrier that project over the Government land without any replacement within six calendar months from the date of the written notice and upon receipt of such written notice, the Purchaser shall at his own expense demolish and remove the aforesaid part or parts of the Noise Barrier within such period as stipulated in such written notice and in all respects to the satisfaction of the Director;
- (j) in the event of the non-fulfillment of any of the Purchaser's obligations under this Special Condition, the Director may carry out the necessary works and the Purchaser shall pay to the Director on demand the cost of such works, such sum to be determined by the Director whose determination shall be final and shall be binding upon the Purchaser;
- (k) the Purchaser shall at all times permit the Director, his officers, contractors, his or their workmen and any persons authorized by the Director with or without tools, equipment, plant, machinery or motor

vehicles, the right of free and unrestricted ingress, egress and regress to, from and through the Lot or any part thereof and any building or buildings erected or to be erected thereon for the purpose of inspecting, checking, and supervising any works to be carried out in accordance with sub-clauses (a), (d) and (i) of this Special Condition and carrying out any works in accordance with sub-clause (j) of this Special Condition or any other works which the Director may consider necessary;

- (l) neither the Government, nor the Director shall have any liability in respect of any loss, damage, nuisance or disturbance whatsoever caused to or suffered by the Purchaser or any other person whether arising out of or incidental to the fulfillment of the Purchaser's obligations under this Special Condition, the exercise by the Director of the right of entry under sub-clause (k) of this Special Condition or the carrying out of any works under sub-clause (j) of this Special Condition and the Purchaser shall not be entitled to any claim whatsoever against the Government or the Director or his authorized officers nor any compensation whatsoever in respect of such loss, damage, nuisance or disturbance; and
- (m) the Purchaser shall at all times indemnify and keep indemnified the Government, the Director, its officers and workmen from and against all liabilities, claims, costs, demands, actions or other proceedings whatsoever arising whether directly or indirectly out of or in connection with the erection, construction, presence, repair, maintenance, alteration, use, demolition or removal of the Noise Barrier or in connection with the works under sub-clause (j) of this Special Condition."

10. Development conditions

Special Condition No. (10) of the Land Grant stipulates that:-

"(10) Subject to these Conditions, upon development or redevelopment (which term refers solely to redevelopment contemplated in General Condition No. 7 hereof) of the Lot or any part thereof:

- (a) any building or buildings erected or to be erected on the Lot shall in all respects comply with the Buildings Ordinance, any regulations made thereunder and any amending legislation;
- (b) no building or buildings may be erected on the Lot or any part thereof or upon any area or areas outside the Lot specified in these Conditions, nor may any development or use of the Lot or any part thereof, or of any area or areas outside the Lot specified in these Conditions take place, which does not in all respects comply with the requirements of the Town Planning Ordinance, any regulations made thereunder and any amending legislation;
- (c) the total gross floor area of any building or buildings erected or to be erected on the Lot shall not be less than 50,196 square metres and shall not exceed 83,660 square metres;
- (d) no part of any building or other structure erected or to be erected on the Lot together with any addition or fitting (if any) to such building or structure may in the aggregate exceed a height of 65 metres above the Hong Kong Principal Datum, or such other height limit as the Director at his sole discretion may, subject to the payment by the Purchaser of any premium and administrative fee as shall be determined by the Director, approve, provided that:

- (i) machine rooms, air-conditioning units, water tanks, stairhoods and similar roof-top structures may be erected or placed on the roof of the building so as to exceed the above height limit on condition that the design, size and disposition of the said roof-top structures are to the satisfaction of the Director; and
- (ii) the Director at his sole discretion may in calculating the height of a building or structure exclude any structure or floor space referred to in Special Condition No. (42) (b)(i)(II) hereof;
- (e) (i) except with the prior written approval of the Director, any building or group of buildings erected or to be erected on the Lot shall not have any projected facade length of 60 metres or more; and
- (ii) for the purposes of sub-clause (e)(i) of this Special Condition:
 - (I) the decision of the Director as to what constitutes a building shall be final and binding on the Purchaser;
 - (II) any two or more buildings shall be treated as a group of buildings if the shortest horizontal distance between any two buildings erected or to be erected on the Lot is less than 15 metres;
 - (III) the decision of the Director as to what constitutes the projected facade length of a building or a group of buildings erected or to be erected on the Lot shall be final and binding on the Purchaser; and
 - (IV) in calculating the projected facade length referred to in sub-clause (e)(i) of this Special Condition, gap between any two buildings shall be taken into account and the Director's decision as to the calculation shall be final and binding on the Purchaser; and

SUMMARY OF LAND GRANT

批地文件的摘要

- (f) the design and disposition of any building or buildings erected or to be erected on the Lot shall be subject to the approval in writing of the Director and no building works (other than ground investigation and site formation works) shall be commenced on the Lot until such approval shall have been obtained.”

11. Non-building areas

Special Condition No. (11) of the Land Grant stipulates that:-

- “(11) (a) Except with the prior written consent of the Director, no building or structure or support for any building or structure shall be erected or constructed on, over, or above the ground level of the area shown coloured pink hatched black on the plan annexed hereto (hereinafter referred to as “**the Pink Hatched Black Area**”) except boundary walls or fences or both not exceeding 3 metres in height, and the decision of the Director as to what constitutes the ground level of the Pink Hatched Black Area shall be final and binding on the Purchaser.
- (b) Except with the prior written consent of the Director, no building or structure or support for any building or structure shall be erected or constructed within the area shown coloured pink stippled red on the plan annexed hereto (hereinafter referred to as “**the Pink Stippled Red Area**”) except underground utility service.
- (c) The Purchaser shall on or before the 30th day of September 2020, at his own expense, in such manner with such materials and to such standards, levels, alignment and design as the Director shall approve and in all respects to the satisfaction of the Director form the Pink Stippled Red Area.”

12. Recreational facilities

Special Condition No. (13) of the Land Grant stipulates that:-

- “(13) (a) The Purchaser may erect, construct and provide within the Lot such recreational facilities and facilities ancillary thereto (hereinafter referred to as “**the Facilities**”)

as may be approved in writing by the Director. The type, size, design, height and disposition of the Facilities shall also be subject to the prior written approval of the Director.

- (b) For the purpose of calculating the total gross floor area stipulated in Special Condition No. (10)(c) hereof, subject to Special Condition No. (42)(d) hereof, any part of the Facilities provided within the Lot in accordance with sub-clause (a) of this Special Condition which are for the common use and benefit of the residents of the residential block or blocks erected or to be erected on the Lot and their bona fide visitors shall not be taken into account. The remaining part of the Facilities which, in the opinion of the Director, are not for such use shall be taken into account for such calculation.
- (c) In the event that any part of the Facilities is exempted from the gross floor area calculation pursuant to sub-clause (b) of this Special Condition (hereinafter referred to as “**the Exempted Facilities**”):
- (i) the Exempted Facilities shall be designated as and form part of the Common Areas referred to in Special Condition No. (21)(a)(v) hereof;
- (ii) the Purchaser shall at his own expense maintain the Exempted Facilities in good and substantial repair and condition and shall operate the Exempted Facilities to the satisfaction of the Director; and
- (iii) the Exempted Facilities shall only be used by the residents of the residential block or blocks erected or to be erected on the Lot and their bona fide visitors and by no other person or persons.”

13. Preservation of trees

Special Condition No.(14) of the Land Grant stipulates that:-

- “(14) No tree growing on the Lot or adjacent thereto shall be removed or interfered with without the prior written consent of the Director who may, in granting consent, impose such conditions as

to transplanting, compensatory landscaping or replanting as he may deem appropriate.”

14. Landscape master plan

Special Condition No.(15) of the Land Grant stipulates that:-

- “(15) (a) The Purchaser shall at his own expense submit to the Director for his approval a landscape master plan indicating the location, disposition and layout of the landscaping works to be provided within the Lot in compliance with the requirements stipulated in sub-clause (b) of this Special Condition. No site formation works shall be commenced on the Lot or any part thereof until the landscape master plan has been approved in writing by the Director and consent, if required, has been granted in respect of the proposals for the preservation of trees under Special Condition No. (14) hereof.
- (b) (i) The landscape master plan shall be at a scale of 1:500 or larger and shall contain information on the landscaping proposals including a survey and treatment of existing trees, site layout and formation levels, conceptual form of building development, illustrative layout of hard and soft landscaping areas and such other information as the Director may require.
- (ii) Not less than 30% of the area of the Lot shall be planted with trees, shrubs or other plants.
- (iii) Not less than 50% of the 30% referred to in sub-clause (b)(ii) of this Special Condition (hereinafter referred to as “**the Greenery Area**”) shall be provided at such location or level as may be determined by the Director at his sole discretion so that the Greenery Area shall be visible to pedestrians or accessible by any person or persons entering the Lot.
- (iv) The decision of the Director on which landscaping works proposed by the Purchaser constitutes the said 30% referred to in sub-clause (b)(ii) of this

Special Condition shall be final and binding on the Purchaser.

- (v) The Director at his sole discretion may accept other non-planting features proposed by the Purchaser as an alternative to planting trees, shrubs or other plants.
- (c) The Purchaser shall at his own expense landscape the Lot in accordance with the approved landscape master plan in all respects to the satisfaction of the Director and no amendment, variation, alteration, modification or substitution of the approved landscape master plan shall be made without the prior written consent of the Director.
- (d) The Purchaser shall thereafter at his own expense keep and maintain the landscaped works in a safe, clean, neat, tidy and healthy condition all to the satisfaction of the Director.
- (e) The area or areas landscaped in accordance with this Special Condition shall be designated as and form part of the Common Areas referred to in Special Condition No. (21)(a)(v) hereof.”

15. Residential parking spaces

Special Condition No. (24) of the Land Grant stipulates that:-

- “(24) (a) (i) Spaces shall be provided within the Lot to the satisfaction of the Director for the parking of motor vehicles licensed under the Road Traffic Ordinance, any regulations made thereunder and any amending legislation, and belonging to the residents of the building or buildings erected or to be erected on the Lot and their bona fide guests, visitors or invitees (hereinafter referred to as “**the Residential Parking Spaces**”) at the following rates:
- (l) where a block or blocks of residential units (other than a detached, semi-detached or terraced house or houses which is or are intended for use as a single

family residence or residences) is or are provided within the Lot, a rate to be calculated by reference to the respective size of the residential units erected or to be erected on the Lot as set out in the table below unless the Director consents to a rate or to a number different from those set out in the table below:

Size of each residential unit	Number of the Residential Parking Spaces to be provided
Less than 40 square metres	One space for every 15 residential units or part thereof
Not less than 40 square metres but less than 70 square metres	One space for every 8.6 residential units or part thereof
Not less than 70 square metres but less than 100 square metres	One space for every 2.9 residential units or part thereof
Not less than 100 square metres but less than 130 square metres	One space for every 1.1 residential units or part thereof
Not less than 130 square metres but less than 160 square metres	One space for every 0.8 residential unit or part thereof
Not less than 160 square metres	One space for every 0.6 residential unit or part thereof

(II) where detached, semi-detached or terraced house or houses which is or are intended for use as a single family residence or residences is or are provided within the Lot, at the following rates:

(A) one space for each such house where its gross floor area is less than 160 square metres,

(B) 1.5 spaces for each such house where its gross floor area is not less than 160 square metres but less than 220 square metres, provided that if the number of spaces

to be provided under this sub-clause (a)(i)(II)(B) is a decimal number, the same shall be rounded up to the next whole number; and

(C) two spaces for each such house where its gross floor area is not less than 220 square metres.

For the purposes of this sub-clause (a) (i), the decision of the Director as to what constitutes a detached, semi-detached or terraced house and whether such house constitutes or is intended for use as a single family residence shall be final and binding on the Purchaser.

(ii) For the purpose of sub-clause (a)(i) (I) of this Special Condition, the total number of the Residential Parking Spaces to be provided under sub-clause (a)(i)(I) of this Special Condition shall be the aggregate of the respective number of the Residential Parking Spaces calculated by reference to the respective size of each residential unit set out in the table of sub-clause (a)(i) (I) of this Special Condition and for the purpose of these Conditions, the term "size of each residential unit" in terms of gross floor area shall mean the sum of (I) and (II) below:

(I) the gross floor area in respect of a residential unit exclusively used and enjoyed by the resident of that unit, which shall be measured from the exterior of the enclosing walls or parapet of such unit except where such enclosing walls separate two adjoining units in which case the measurement shall be taken from the middle of those walls, and shall include the internal partitions and columns within such unit, but, for the avoidance of doubt, shall exclude all floor area within such unit which is not taken into account for the calculation of gross floor area stipulated in Special Condition No. (10)(c) hereof; and

(II) the pro-rata gross floor area of the Residential Common Area (as hereinafter defined) in respect of a residential unit and in so calculating, the total gross floor area of residential common area, which is for common use and benefit of the residents of the building or buildings erected or to be erected on the Lot, outside the enclosing walls of the residential units but, for the avoidance of doubt, excluding all floor area which is not taken into account for the calculation of gross floor area stipulated in Special Condition No. (10)(c) hereof (which residential common area is hereinafter referred to as "**the Residential Common Area**") shall be apportioned to a residential unit by the following formula:

$$\frac{\text{The total gross floor area of the Residential Common Area}}{\text{The total gross floor area of all residential units as calculated under sub-clause (a)(ii)(I) of this Special Condition}} \times \frac{\text{The gross floor area in respect of a residential unit as calculated under sub-clause (a)(ii)(I) of this Special Condition}}{\text{The total gross floor area of all residential units as calculated under sub-clause (a)(ii)(I) of this Special Condition}}$$

(iii) Additional spaces shall be provided within the Lot to the satisfaction of the Director for the parking of motor vehicles licensed under the Road Traffic Ordinance, any regulations made thereunder and any amending legislation, and belonging to the bona fide guests, visitors or invitees of the residents of the building or buildings erected or to be erected on the Lot at a rate of 5 spaces for every block of residential units containing more than 75 residential units erected or to be erected on the Lot or at such other rates as may be approved by the Director, provided that a minimum of two spaces for every block of residential units erected or to be erected on the Lot shall be provided.

For the purpose of this sub-clause (a) (iii), neither detached, semi-detached nor terraced house which is intended for use as a single family residence shall be regarded as a block of residential units. The decision of the Director as to what constitutes a detached, semi-detached or terraced house and whether such house constitutes or is intended for use as a single family residence shall be final and binding on the Purchaser.

(iv) The spaces provided under sub-clauses (a)(i)(I) (as may be varied under Special Condition No. (27) hereof), (a)(I)(II) and (a)(iii) (as may be varied under Special Condition No. (27) hereof) of this Special Condition shall not be used for any purpose other than those respectively stipulated therein and in particular the said spaces shall not be used for the storage, display or exhibiting of motor vehicles for sale or otherwise or for the provision of car cleaning and beauty services.

(b) (i) Out of the spaces provided under sub-clauses (a)(i)(I) (as may be varied under Special Condition No. (27) hereof) and (a)(iii) (as may be varied under Special Condition No. (27) hereof) of this Special Condition, the Purchaser shall reserve and designate such number of spaces for the parking of motor vehicles by disabled persons as defined in the Road Traffic Ordinance, any regulations made thereunder and any amending legislation (which spaces to be so reserved and designated are hereinafter referred to as "**the Parking Spaces for the Disabled Persons**") as the Building Authority may require and approve provided that a minimum of one space shall be so reserved and designated out of the spaces provided under sub-clause (a)(iii) of this Special Condition and that the Purchaser shall not reserve or designate all of the spaces provided under sub-clause (a)(iii) (as may be varied under Special Condition No. (27) hereof)

SUMMARY OF LAND GRANT

批地文件的摘要

of this Special Condition to become the Parking Spaces for the Disabled Persons.

- (ii) The Parking Spaces for the Disabled Persons shall not be used for any purpose other than for the parking of motor vehicles by disabled persons as defined in the Road Traffic Ordinance, any regulations made thereunder and any amending legislation, and belonging to the residents of the building or buildings erected or to be erected on the Lot and their bona fide guests, visitors or invitees and in particular the said spaces shall not be used for the storage, display or exhibiting of motor vehicles for sale or otherwise or for the provision of car cleaning and beauty services.
- (c) (i) Spaces shall be provided within the Lot to the satisfaction of the Director for the parking of motor cycles licensed under the Road Traffic Ordinance, any regulations made thereunder and any amending legislation, and belonging to the residents of the building or buildings erected or to be erected on the Lot and their bona fide guests, visitors or invitees (hereinafter referred to as “the Motor Cycle Parking Spaces”) at a rate of one space for every 100 residential units or part thereof in the building or buildings erected or to be erected on the Lot or at such other rates as may be approved by the Director. If the number of spaces to be provided under this sub-clause (c)(i) is a decimal number, the same shall be rounded up to the next whole number. For the purpose of this sub-clause (c)(i), a detached, semi-detached or terraced house which is intended for use as a single family residence shall not be regarded as a residential unit. The decision of the Director as to what constitutes a detached, semi-detached or terraced house and whether such house constitutes or is intended for use as a single family residence shall be final and binding on the Purchaser.

- (ii) The Motor Cycle Parking Spaces shall not be used for any purpose other than for the purpose set out in sub-clause (c)(i) of this Special Condition and in particular the said spaces shall not be used for the storage, display or exhibiting of motor vehicles for sale or otherwise or for the provision of car cleaning and beauty services.

- (d) (i) Except for the Parking Spaces for the Disabled Persons, each of the spaces provided under sub-clauses (a)(i) (I) (as may be varied under Special Condition No. (27) hereof), (a)(i)(II) and (a)(iii) (as may be varied under Special Condition No. (27) hereof) of this Special Condition shall measure 2.5 metres in width and 5.0 metres in length with a minimum headroom of 2.4 metres.

- (ii) The dimension of each of the Parking Spaces for the Disabled Persons shall be as the Building Authority may require and approve.

- (iii) Each of the Motor Cycle Parking Spaces shall measure 1.0 metre in width and 2.4 metres in length with a minimum headroom of 2.4 metres or such other minimum headroom as may be approved by the Director.”

16. Loading and unloading requirements

Special Condition No. (25) of the Land Grant stipulates that:-

“(25)(a) Spaces shall be provided within the Lot to the satisfaction of the Director for the loading and unloading of goods vehicles at a rate of one space for every 800 residential units or part thereof in the building or buildings erected or to be erected on the Lot or at such other rates as may be approved by the Director subject to a minimum of one loading and unloading space for each block of residential units erected or to be erected on the Lot, such loading and unloading space to be located adjacent to or within each block of residential units. For the purpose of this sub-clause (a), a detached, semi-detached or terraced

house which is intended for use as a single family residence shall not be regarded as a block of residential units or a residential unit. The decision of the Director as to what constitutes a detached, semi-detached or terraced house and whether such house constitutes or is intended for use as a single family residence shall be final and binding on the Purchaser.

- (b) Each of the spaces provided under sub-clause (a) of this Special Condition shall measure 3.5 metres in width and 11.0 metres in length with a minimum headroom of 4.7 metres. Such spaces shall not be used for any purpose other than for the loading and unloading of goods vehicles in connection with the building or buildings erected or to be erected on the Lot.”

17. Bicycle parking spaces

Special Condition No. (26) of the Land Grant stipulates that:-

“(26) Spaces shall be provided within the Lot to the satisfaction of the Director for the parking of bicycles belonging to the residents of the building or buildings erected or to be erected on the Lot and their bona fide guests, visitors or invitees at a rate of one space for every 10 residential units or part thereof with the size of each residential unit in terms of gross floor area being less than 70 square metres or at such other rate as may be approved by the Director. For the purpose of this Special Condition, a detached, semi-detached or terraced house which is intended for use as a single family residence shall not be regarded as a residential unit. The decision of the Director as to what constitutes a detached, semi-detached or terraced house and whether such house constitutes or is intended for use as a single family residence shall be final and binding on the Purchaser.

18. Restriction an alienation of Residential Parking Spaces and Motor Cycle Parking Spaces

Special Condition No. (29)(a) of the Land Grant stipulates that:-

“(29)(a) Notwithstanding that these Conditions shall have been observed and complied with to the satisfaction of the Director, the

Residential Parking Spaces and the Motor Cycle Parking Spaces shall not be:

- (i) assigned except
 - (I) together with undivided shares in the Lot giving the right of exclusive use and possession of a residential unit or units in the building or buildings erected or to be erected on the Lot; or
 - (II) to a person who is already the owner of undivided shares in the Lot with the right of exclusive use and possession of a residential unit or units in the building or buildings erected or to be erected on the Lot; or
- (ii) underlet except to residents of the residential units in the building or buildings erected or to be erected on the Lot.

Provided that in any event not more than three in number of the total of the Residential Parking Spaces and the Motor Cycle Parking Spaces shall be assigned to the owner or underlet to the resident of any one residential unit in the building or buildings erected or to be erected on the Lot.”

19. Cutting away

Special Condition No. (34) of the Land Grant stipulates that:-

“(34)(a) Where there is or has been any cutting away, removal or setting back of any land, or any building-up or filling-in or any slope treatment works of any kind whatsoever, whether with or without the prior written consent of the Director, either within the Lot or on any Government land, which is or was done for the purpose of or in connection with the formation, levelling or development of the Lot or any part thereof or any other works required to be done by the Purchaser under these Conditions, or for any other purpose, the Purchaser shall at his own expense carry out and construct such slope treatment works, retaining walls or other support, protection,

drainage or ancillary or other works as shall or may then or at any time thereafter be necessary to protect and support such land within the Lot and also any adjacent or adjoining Government or leased land and to obviate and prevent any falling away, landslip or subsidence occurring thereafter. The Purchaser shall at all times during the term hereby agreed to be granted maintain at his own expense the said land, slope treatment works, retaining walls or other support, protection, drainage or ancillary or other works in good and substantial repair and condition to the satisfaction of the Director.

- (b) Nothing in sub-clause (a) of this Special Condition shall prejudice the Government's rights under these Conditions, in particular Special Condition No. (33) hereof.
- (c) In the event that as a result of or arising out of any formation, levelling, development or other works done by the Purchaser or owing to any other reason, any falling away, landslip or subsidence occurs at any time, whether in or from any land, within the Lot or from any adjacent or adjoining Government or leased land, the Purchaser shall at his own expense reinstate and make good the same to the satisfaction of the Director and shall indemnify the Government, its agents and contractors from and against all costs, charges, damages, demands and claims whatsoever which shall or may be made, suffered or incurred through or by reason of such falling away, landslip or subsidence.
- (d) In addition to any other rights or remedies herein provided for breach of any of these Conditions, the Director shall be entitled by notice in writing to call upon the Purchaser to carry out, construct and maintain the said land, slope treatment works, retaining walls, or other support, protection, and drainage or ancillary or other works or to reinstate and make good any falling away, landslip or subsidence, and if the Purchaser shall neglect or fail to comply with the notice to the satisfaction of the Director within the period specified therein, the Director may forthwith execute and carry out any necessary works and the Purchaser shall on demand repay to the

Government the cost thereof, together with any administrative or professional fees and charges.”

20. No rock crushing

Special Condition No. (35) of the Land Grant stipulates that:

“(35)No rock crushing plant shall be permitted on the Lot without the prior written approval of the Director.”

21. Construction of drains and channels and connecting drains and sewers

Special Condition No. (38) of the Land Grant stipulates that:-

“(38)(a) The Purchaser shall construct and maintain at his own expense and to the satisfaction of the Director such drains and channels, whether within the boundaries of the Lot or on Government land, as the Director may consider necessary to intercept and convey into the nearest stream-course, catchpit, channel or Government storm-water drain all storm-water or rain-water falling or flowing on to the Lot, and the Purchaser shall be solely liable for and shall indemnify the Government and its officers from and against all actions, claims and demands arising out of any damage or nuisance caused by such storm-water or rain-water.

- (b) The works of connecting any drains and sewers from the Lot to the Government storm-water drains and sewers, when laid and commissioned, may be carried out by the Director who shall not be liable to the Purchaser for any loss or damage thereby occasioned and the Purchaser shall pay to the Government on demand the cost of such connection works. Alternatively, the said connection works may be carried out by the Purchaser at his own expense to the satisfaction of the Director and in such case any section of the said connection works which is constructed within Government land shall be maintained by the Purchaser at his own cost and upon demand be handed over by the Purchaser to the Government for future

maintenance thereof at the expense of the Government and the Purchaser shall pay to the Government on demand the cost of the technical audit in respect of the said connection works. The Director may, upon failure of the Purchaser to maintain any section of the said connection works which is constructed within Government land, carry out such maintenance works as he considers necessary and the Purchaser shall pay to the Government on demand the cost of such works.”

22. Sewerage impact assessment

Special Condition No. (39) of the Land Grant stipulates that:

“(39)(a) The Purchaser shall within six calendar months from the date of this Agreement (or such other extended period or periods as may be approved by the Director) at his own expense and in all respects to the satisfaction of the Director of Environmental Protection submit or cause to be submitted to the Director of Environmental Protection for his approval in writing a sewerage impact assessment (hereinafter referred to as “SIA”) containing, among others, such information and particulars as the Director of Environmental Protection may require including but not limited to all adverse sewerage impact as may arise from the development of the Lot, and recommendations for mitigation measures, improvement works and other measures and works.

- (b) The Purchaser shall at his own expense and within such time limit as may be stipulated by the Director of Environmental Protection implement the recommendations in the approved SIA in all respects to the satisfaction of the Director of Environmental Protection.
- (c) The technical aspects of the SIA shall be undertaken by a member of the Hong Kong Institution of Engineers with civil engineering as the specialist discipline or a chartered civil engineer.
- (d) No building works (other than ground investigation and site formation works)

shall be commenced on the Lot or any part thereof until the SIA shall have been approved in writing by the Director of Environmental Protection.

- (e) For the avoidance of doubt and without prejudice to the generality of General Conditions Nos. 5(a) and 5(b) hereof, the Purchaser hereby expressly acknowledges and agrees that he shall have the sole responsibility at his own expense to implement the recommendations in the approved SIA in all respects to the satisfaction of the Director of Environmental Protection. The Government and its officers shall be under no responsibility, obligation or liability whatsoever to the Purchaser for any cost, damage or loss caused to or suffered by the Purchaser whether arising out of or incidental to the fulfillment of the Purchaser's obligations under this Special Condition or otherwise and no claim whatsoever shall be made against the Government or its officers by the Purchaser in respect of such cost, damage or loss.”

23. Ground settlement

Special Condition No. (40) of the Land Grant stipulates that:

“(40)(a) The Purchaser hereby acknowledges that the Lot has been formed from reclamation over seabed, and that as a result, some future change in the levels of the Lot is inevitable, whether as a result of consolidation of underlying and filling materials or otherwise.

- (b) The Purchaser undertakes that prior to any development or redevelopment of the Lot, he shall at his own expense undertake a detailed geotechnical study of the ground conditions of the Lot to provide for any future changes in the levels of the Lot which may occur, whether as a result of ground settlement including residual settlement. The Purchaser shall take due account of the findings of the study in the design of all infrastructure works, buildings, structures, services, utility connections, internal roads, bridges, footbridges and pavements or any other works (hereinafter collectively

SUMMARY OF LAND GRANT

批地文件的摘要

referred to as “the Required Works”) and shall carry out all his obligations under these Conditions in such a way as to ensure that the Required Works shall not adversely affect or be affected by any settlement or change in the levels of the Lot which may occur in the future and which would have been reasonably foreseeable.

- (c) The Purchaser hereby acknowledges and accepts that all additional costs, charges, fees and expenses whatsoever, whether in respect of geotechnical studies or the Required Works to protect against or remedy future changes to the levels of the Lot shall be his sole responsibility and that the Government shall be under no liability to the Purchaser, his successors or assigns in respect of such costs, charges, fees and expenses.
- (d) The Purchaser for and on behalf of himself, his successors and assigns hereby expressly waives any and all claims he might have against the Government as a result of or arising out of the reclamation works, and on his behalf and on behalf of his successors and assigns hereby releases the Government from any liability which might arise in the future relating to or arising from the reclamation of the Lot, or any ground or residual settlement or change in the levels of the Lot, and hereby on his behalf and on behalf of his successors and assigns, covenants that he or they will not take any proceedings, or make any demand or claim against the Government in connection with the reclamation works or as a result of any ground or residual settlement or change in the levels of the Lot which may occur in the future, howsoever arising, and whether or not any such settlement or change in level was reasonable foreseeable. All assignments of the Lot or any part thereof shall be subject to, inter alia, this sub-clause (d).”

24. No grave or columbarium permitted

Special Condition No. (43) of the Land Grant stipulates that:

“(43)No grave or columbarium shall be erected or made on the Lot, nor shall any human remains or animal remains whether in earthenware jars, cinerary urns or otherwise be interred therein or deposited thereon.”

Notes:

1. The plan annexed to the Land Grant is reproduced under the “Information on Public Facilities and Public Open Spaces” section.
2. For full details, please refer to the Land Grant. Full script of the Land Grant is available for free inspection upon request at the sales office during opening hours and copies of the Land Grant can be obtained upon paying necessary photocopying charges.

1. 「期數」位於大埔市地段第225號(「**該地段**」)。

2. 「該地段」乃根據2015年3月31日訂立並在土地註冊處註冊為《新批地文件》第22096號之《賣地協議及條件》(「**批地文件**」)批出，批出年期為由2015年3月31日起計50年。

3. 用途

「批地文件」特別條款第(7)條訂明：

『(7) 「該地段」或其任何部份或現已或將會建於「該地段」的任何建築物或任何建築物部份，除用作私人住宅外，不可用作任何其他用途。』

4. 建築契諾

「批地文件」特別條款第(6)條訂明：

『(6) 「買方」須發展「該地段」，全面遵照此等「條款」和於任何時間在香港生效的所有有關建築、衛生及規劃「條例」、附例和規例，在該地段上建造一座或多座建築物，並於2020年9月30日或之前竣工且可以入伙。』

5. 「買方」賠償

「批地文件」一般條款第5(c)條訂明：

『5. (c) 倘因「買方」違反此等「條款」又或毗連或毗鄰土地或「該地段」受損或出現泥土及地下水污染，而地政總署署長(以下簡稱「署長」)(其意見將為終局，並對「買方」具有約束力)此為有關損害或泥土及地下水污染乃因「買方」使用「該地段」或該「該地段」的任何發展項目或重建項目或其任何部份又或「買方」在「該地段」進行任何活動或執行任何工程所致，則不論「買方」使用「該地段」、發展或重建、進行活動或執行工程是否遵從或違反此等「條款」，「買方」現承諾就任何由此招致或產生的訴訟、法律程序、責任、申索、費用、開支、損失(不論屬經濟或其他性質)及索償向「政府」作出彌償並確保其被彌償。』

6. 維修

「批地文件」一般條款第7條訂明：

『7. (a) 「買方」須在整個批租期內遵照此等「條款」進行建造或重建工程(本詞指本一般條款(b)款所述的重建工程)：

(i) 依照經批准的設計及規劃和任何核准建築圖則(不得作任何更改或修改)維修所有建築物；及

(ii) 維修現已或此後將會按照此等「條款」或日後任何合法修訂條文建造的所有建築物，使其保持修葺良好堅固及狀況良好，並且在批租期屆滿或提前終止時以同等的維修狀態交還此等建築物。

(b) 如在批租期內任何時間拆卸建於「該地段」或其任何部份的現有建築物，「買方」必須另建良好堅固的一座或多座同類型建築物而總樓面面積不小於現有建築物或有關類型和價值經「署長」批准的一座或多座建築物作替代。倘如上述拆卸建築物，「買方」須在拆卸後一個曆月內向「署長」申請同意在「該地段」進行重建工程。「買方」接獲同意書後，必須在三個月內展開必要的重建工程，並在「署長」指定的期限內以「署長」滿意的方式完成重建。』

7. 綠色範圍及構築物

「批地文件」特別條款第(2)條訂明：

『(2) (a) 「買方」須：

(i) 於本協議的日期起18個月(或「署長」批准的其他延長期間)內，自費按「署長」批准的方式、材料、標準、水平高度、定線及設計，在全面令「署長」滿意下：

(I) 於本文所夾附圖則以綠色顯示的部份鋪設及構建未來公眾道路(以下簡稱「**綠色範圍**」)；及

(II) 提供及建造橋樑、隧道、上跨路、下通道、暗渠、高架道路、天橋、行人路、道路或「署長」全權酌情要求的其他構築物(以下統稱「**構築物**」)，

使建築物可興建於「綠色範圍」及讓車輛和行人往來「綠色範圍」；

(ii) 於本協議的日期起18個月或「署長」批准的其他延長期間內，自費在「綠色範圍」鋪路面、鋪路緣及開水道，並提供「署長」可能要求的集水溝、污水渠、排水渠、消防龍頭連同接駁至總水管的喉管、街燈、交通標

誌、街道設施及道路標記，以令「署長」滿意；及

(iii) 自費保養「綠色範圍」連同「構築物」，以及在該範圍建造、安裝及提供的所有構築物、路面、集水渠、污水渠、排水渠、消防龍頭、服務設施、街燈、交通標誌、街道設施、道路標記及植物，以令「署長」滿意，直至按照本文特別條款第(3)條交還「綠色範圍」的管有權為止。

(b) 如「買方」未能在本特別條款(a)款規定的期間內履行其在該款的責任，「政府」可進行必要的工程，費用一概由「買方」負責，「買方」須應要求向「政府」支付相等於該費用的金額，付款金額由「署長」決定，其決定將為終局，並對「買方」有約束力。

(c) 「政府」概毋須就「買方」履行其在本特別條款(a)款的義務或「政府」行使本特別條款(b)款的權利或其他原因所引起或附帶引起對「買方」或任何其他人士造成或令其蒙受的任何損失、損害、滋擾或騷擾承擔責任，而且「買方」不得就任何該等損失、損害、滋擾或騷擾向「政府」提出索償。』

「批地文件」特別條款第(3)條訂明：

『(3) 僅為進行本文特別條款第(2)條指明的必要工程，「買方」須於本協議的日期獲授予「綠色範圍」的管有權。「綠色範圍」須於「政府」要求時交還給「政府」，而在任何情況下，「綠色範圍」須於「署長」發信表示此等「條款」已在其滿意下獲得遵守的日期當作已交還給「政府」。「買方」須於管有「綠色範圍」的所有合理時候，准許所有「政府」及公共車輛及行人免費前往及經過「綠色範圍」，並確保該通行權不會受到根據本文特別條款第(2)條或其他條款進行的工程干擾或阻礙。』

「批地文件」特別條款第(4)條訂明：

『(4) 除非事前獲「署長」書面同意，否則「買方」不可將「綠色範圍」用作儲物或搭建任何臨時構築物，或用作進行本文特別條款第(2)條指明的工程外的任何其他用途。』

「批地文件」特別條款第(5)條訂明：

『(5) (a) 「買方」須於管有「綠色範圍」的所有合理時候：

(i) 准許「政府」、「署長」及其人員、承辦商及代理和獲其授權的任何人等有權通行、進出、往返及行經「該地

段」及「綠色範圍」，以便視察、檢查及監督遵照本文特別條款第(2)(a)條規定進行的任何工程，以及進行、視察、檢查及監督本文特別條款第(2)(b)條規定的工程及「署長」認為於「綠色範圍」必要的任何其他工程；

(ii) 在「政府」或獲其授權的相關公用事業公司要求時，准許其有權通行、進出、往返及行經「該地段」及「綠色範圍」，以便在「綠色範圍」或任何毗連土地之內、之上或之下進行任何工程，包括但不限於鋪設及其後保養所有喉管、電線、管道、電纜槽及擬為「該地段」或任何毗連或毗鄰土地或場所提供電話、電力、煤氣(如有)及其他服務設施所需的其他傳導媒介及附帶設備。「買方」須就以上在「綠色範圍」內進行的任何工程所有相關事宜，與「政府」及獲其妥為授權的相關公用事業公司充分合作；及

(iii) 在水務監督的人員及彼等授權的其他人等要求時，准許其有權通行、進出、往返及行經「該地段」及「綠色範圍」，以便在「綠色範圍」內進行任何有關任何其他水務裝置的運作、保養、維修、更換及改動工程。

(b) 「政府」、「署長」及其人員、承辦商及代理和根據本特別條款(a)款獲妥為授權的任何人等或公用事業公司概毋須就彼等任何一方行使其權利所引起或附帶引起對「買方」或任何人士造成或令其蒙受的任何損失、損害、滋擾或騷擾承擔責任。』

8. 噪音影響評估

「批地文件」特別條款第(8)條訂明：

『(8) (a) 「買方」須於本協議的日期起六個月(或「署長」批准的其他延長期間)內，就「該地段」的開發事宜自費向「署長」提交或安排向其提交一份全面令「署長」滿意的噪音影響評估(以下簡稱「**噪音影響評估**」)以取得書面批准。該評估除了其他事項外，須載有「署長」可能要求的資料，包括但不限於開發「該地段」一切不利的噪音影響及實施適當舒緩噪音措施(以下簡稱「**舒緩噪音措施**」)的建議。

(b) 「買方」須於「署長」指定的期限內自費進行和實施「噪音影響評估」中的建議及「署長」批准的「**舒緩噪音措施**」(以下簡稱「**經批准的舒緩噪音措施**」)，全面令「署長」滿意。

SUMMARY OF LAND GRANT

批地文件的摘要

- (c) 在「署長」未書面批准「噪音影響評估」之前，不得在「該地段」或其任何部份展開建造工程(土地勘察及地盤平整工程除外)。
- (d) 就此等「條款」而言，「土地勘察」及「地盤平整工程」須按《建築物條例》、其任何附屬規例及任何相關修訂法例界定。
- (e) 「政府」及其人員概毋須就「買方」履行本特別條款的責任或其他原因所引起或附帶引起對「買方」造成或令其蒙受的任何費用、損害或損失承擔任何責任或義務，而且「買方」不得就任何該等費用、損害或損失向「政府」或其人員提出索償。』

9. 隔音屏障

「批地文件」特別條款第(9)條訂明：

『(9) 如「經批准的舒緩噪音措施」包括在「該地段」上搭建或建造伸延至「該地段」邊界範圍外及在毗連「政府」土地任何部份之上及上方的隔音屏障(以下簡稱「**隔音屏障**」)，須適用下列條件：

- (a) 「買方」須按建築事務監督批准的圖則自費設計、搭建及建造「隔音屏障」，並在各方面符合《建築物條例》、其任何附屬規例及任何相關修訂法例；
- (b) 不得在「該地段」毗連的任何「政府」土地之內、之上或之下搭建「噪音屏障」的地基或支撐物；
- (c) 除非事前獲「署長」書面批准，否則不得在「隔音屏障」或其任何部份固定或作出任何更改、增建、更換或連接；
- (d) 「買方」須於所有時候自費維護、保養及維修「隔音屏障」或(如果「署長」批准)其任何替代品，使其保持修葺良好堅固及狀況良好，全面令「署長」滿意。如果按本(d)款進行任何工程時需要臨時封閉交通或改道，則必須取得運輸署署長對臨時交通安排的書面同意後，才能展開任何工程；
- (e) 「隔音屏障」不可用作隔音屏障外的任何用途。除非事前獲「署長」書面同意，否則「買方」不得使用或容許他人使用「隔音屏障」或其任何部份張貼廣告或展示任何標誌、通告或海報；
- (f) 在事前獲「署長」書面批准下，「買方」、其承辦商、工人或「買方」授權的任何其他人等獲准進入「該地段」毗連的「政府」土地，

不論攜帶工具、設備、機器、機械或駕車與否，以便按本特別條款進行任何搭建、建造、視察、維修、保養、清潔、翻新及更換伸出「政府」土地的「隔音屏障」之部份；

- (g) 「政府」概毋須就「買方」或任何其他人士因進入或進行本特別條款(f)款所載的工程所引起或附帶引起對「買方」或任何其他人士造成或令其蒙受的任何損失、損害、滋擾或騷擾承擔責任，而且「買方」不得就任何該等損失、損害、滋擾或干擾向「政府」提出索償；
- (h) 「買方」須於所有時候採取必要的預防措施，防止因搭建、建造、維修、保養、更改、使用、拆除或移走「隔音屏障」對「該地段」毗連的「政府」土地和「隔音屏障」或進入或使用「該地段」毗連的「政府」土地和「隔音屏障」的任何人等或車輛造成任何損害或損傷；
- (i) 「署長」可全權酌情於任何時候向「買方」發出書面通知，要求「買方」收到該書面通知後於該通知的日期起六個月內拆除及移走伸出「政府」土地的「隔音屏障」部份而不設任何替代品，「買方」須在上述書面通知指定的期間內自費拆除及移走上述「隔音屏障」部份，全面令「署長」滿意；
- (j) 如「買方」沒有履行其在本特別條款的任何責任，「署長」可進行必要的工程，「買方」須應要求向「署長」支付相等於該費用的金額，付款金額由「署長」決定，其決定將為終局，並對「買方」有約束力；
- (k) 「買方」須於所有時候准許「署長」及其人員、承辦商、彼等的工人及其授權的任何人員等有權隨時，不論攜帶工具、設備、機器或駕車與否，可不受限制地通行、進出、往返及行經「該地段」或其任何部份及現已或將會建於「該地段」的任何一座或多座建築物，以便視察、檢查及監管按本特別條款(a)、(d)及(i)款進行的任何工程和按本特別條款(j)款進行的任何工程或「署長」認為必要的任何其他工程；
- (l) 「政府」或「署長」概毋須就「買方」履行其在本特別條款的義務、「署長」行使本特別條款(k)款的進入權或按本特別條款(j)款進行的任何工程所引起或附帶引起對「買方」或任何其他人士造成或令其蒙受的任何損失、損害、滋擾或騷擾承擔責任，而且「買方」不得就任何該等損失、損害、滋擾或騷擾向「政府」、「署長」或其授權的人員提出索償；及

- (m) 「買方」須於所有時候就「隔音屏障」的搭建、建造、存在、維修、保養、更改、使用、拆除或移走或進行本特別條款(j)款規定的工程直接或間接產生或有關的一切責任、索償、費用、要求、訴訟或其他法律程序，向「政府」、「署長」、其人員及工人作出彌償並確保其被彌償。』

10. 發展條件

「批地文件」特別條款第(10)條訂明：

『(10) 受限於此等「條款」的規定，「該地段」或其任何部份進行任何發展或重建工程(本詞僅指一般條款第7條所述的重建工程)時：

- (a) 現已或將會建於「該地段」的任何一座或多座建築物須全面遵守《建築物條例》、其任何附屬規例及任何相關修訂法例；
- (b) 不得在「該地段」或其任何部份或此等「條款」指明位於「該地段」之外的任何範圍興建任何一座或多座無全面遵守《城市規劃條例》、其任何附屬規例及任何相關修訂法例的建築物，也不得在「該地段」或其任何部份或此等「條款」指明位於「該地段」之外的任何範圍進行無全面遵守《城市規劃條例》、其任何附屬規例及任何相關修訂法例的發展或使用；
- (c) 現已或將會建於「該地段」的任何一座或多座建築物的總樓面面積不得少於50,196平方米及不得多於83,660平方米；
- (d) 現已或將會建於「該地段」的任何建築物或其他構築物的任何部份連同該建築物或構築物的任何增建物或裝置(如有)合共不得超過香港主水平基準面之上65米高度，或在「買方」支付「署長」決定的任何地價及行政費後全權酌情批准的其他高度限制，但是：
 - (i) 在建築物天台搭建或放置的機房、空調機、水箱、梯屋及類似的屋頂構築物可超過上述高度限制，惟該屋頂構築物的設計、大小和規劃須令「署長」滿意；及
 - (ii) 「署長」在計算建築物或構築物的高度時，可全權酌情豁免本文特別條款第(42)(b)(i)(II)條所載的任何構築物或樓面空間；
- (e) (i) 除非事前獲「署長」書面批准，否則現已或將會建於「該地段」的任何一座建

築物或建築物群的任何伸延正面外牆長度不得超過60米或以上；及

(ii) 就本特別條款(e)(i)款而言：

- (I) 「署長」就何謂建築物作出的決定將為終局，並對「買方」有約束力；
- (II) 若現已或將會建於「該地段」的任何二座建築物之間的最短水平距離少於15米，任何二座或以上建築物須視為建築物群；
- (III) 「署長」就何謂現已或將會建於「該地段」的任何一座建築物或建築物群的伸延正面外牆長度作出的決定將為終局，並對「買方」有約束力；及
- (IV) 在計算本特別條款(e)(i)款所指的伸延正面外牆長度時，須考慮任何二座建築物之間的差距，「署長」對其計算作出的決定將為終局，並對「買方」有約束力；及

- (f) 現已或將會建於「該地段」的任何一座或多座建築物的設計及規劃須取得「署長」書面批准；未取得該批准前，不得展開任何建造工程(土地勘察及地盤平整工程除外)。

11. 非建築用地

「批地文件」特別條款第(11)條訂明：

- 『(11)(a) 除非事前獲「署長」書面同意，否則不得於本文所夾附圖則以粉紅色間黑線顯示範圍(以下簡稱「**粉紅色間黑線範圍**」)地面之內、之上或上方興建或建設任何建築物或構築物或任何建築物或構築物的支撐物，但不超過3米高的圍牆或圍欄或兩者除外，而「署長」就何謂「粉紅色間黑線範圍」的地面作出的決定將為終局，並對「買方」有約束力。
- (b) 除非事前獲「署長」書面同意，否則不得於本文所夾附圖則以粉紅色加紅點顯示範圍(以下簡稱「**粉紅色加紅點範圍**」)內興建或建設任何建築物或構築物或任何建築物或構築物的支撐物，但地底公用事業設施除外。
- (c) 「買方」須於2020年9月30日或之前，自費按「署長」批准的方式、材料、標準、水平高度、定線及設計構建「粉紅色加紅點範圍」，全面令「署長」滿意。』

12. 康樂設施

「批地文件」特別條款第(13)條訂明：

[(13)(a) 「買方」可在「該地段」興建、建造及提供經「署長」書面批准的康樂設施和該處的附屬設施(以下簡稱「設施」)。「設施」的類型、大小、設計、高度和規劃事前必須提交「署長」申請書面批准。

(b) 計算本文特別條款第(10)(c)條指定的總樓面面積時，受限於本文特別條款第(42)(d)條之規定，根據本特別條款(a)款在「該地段」興建的「設施」的任何部份如乃供現已或將會建於「該地段」的一座或多座住宅大廈住客和其真誠訪客共同使用與享用，一律不會計算在內，而「署長」認為並非作此用途的其餘「設施」則會計算在內。

(c) 倘「設施」任何部份可豁免計入本特別條款(b)款所訂的總樓面面積(以下簡稱「豁免設施」)：

(i) 「豁免設施」將劃為本文特別條款第(21)(a)(v)條所訂的「公用地方」一部份；

(ii) 「買方」須自費維修「豁免設施」，使其保持修葺良好堅固及狀況良好，同時妥善運作該處，以令「署長」滿意；及

(iii) 「豁免設施」只可供現已或將會建於「該地段」的一座或多座住宅大廈住客和其真誠訪客使用，其他人士或人等不可使用。』

13. 保護樹木

「批地文件」特別條款第(14)條訂明：

[(14)除非事前獲「署長」書面同意(「署長」給予同意時可附加其視為恰當的移植、補償園景工程或再植條件)，不可移走或干預任何現於「該地段」或毗連土地生長的樹木。』

14. 園景設計總圖

「批地文件」特別條款第(15)條訂明：

[(15)(a) 「買方」須自費向「署長」提交園景設計總圖，表明擬遵照本特別條款(b)款規定在「該地段」提供園景工程的位置、規劃及布局以取得批准。任何土地平整工程不得在「該地段」或其任何部份展開，直至園景設計總

圖已獲「署長」書面批准，而關於本文特別條款第(14)條所訂保護樹木的建議亦獲「署長」同意(如需要者)。

(b) (i) 園景設計總圖比例須為1：500或更大，並須載有園景設計建議的資料，包括現有樹木普查及處理方案、地盤布局圖及平整面標高、建築發展概念模式、園景建築工程區及花卉樹木種植工程區圖解布局及「署長」可能要求的其他資料。

(ii) 「該地段」須有不少於30%面積種植樹木、灌叢或其他植物。

(iii) 本特別條款(b)(ii)款所載的30%面積中，須有不少於50%(以下簡稱「綠化範圍」)設於「署長」全權酌情決定的位置或樓層，以確保「綠化範圍」在行人視線之內或可供進入「該地段」的任何人士或人等通行。

(iv) 「署長」就「買方」所建議園景工程是否如本特別條款(b)(ii)款所載佔「該地段」30%面積所作的決定將為終局，並對「買方」有約束力。

(v) 「署長」可全權酌情接納「買方」建議取代種植樹木、灌叢或其他植物的其他非種植綠化特色。

(c) 「買方」須按照經批准的園景設計總圖，自費在「該地段」進行園景工程，全面令「署長」滿意，如非事前獲「署長」書面同意，不得對經批准的園景設計總圖作任何修改、更改、改動、改變或取代。

(d) 其後，「買方」須自費保養和維修園景工程，以維持其安全、清潔、整齊、整潔及健康狀態，全面令「署長」滿意。

(e) 根據本特別條款進行園景工程的範圍須被指定為並且組成本文特別條款第(21)(a)(v)條所載的「公用地方」的一部份。』

15. 住宅停車位

「批地文件」特別條款第(24)條訂明：

[(24)(a) (i) 「該地段」內須提供「署長」滿意的車位，以供停泊根據《道路交通條例》、其任何附屬規例及任何相關修訂法例持牌而屬於現已或將會建於「該地段」的一座或多座建築物的住客及其真誠賓客、訪客或被邀者的車輛(以下簡稱「住宅停車位」)，配置比率如下：

(i) 如「該地段」範圍內建有一座或多座住宅單位大廈(擬供單一家庭作住所的一座或多座獨立屋、半獨立屋或排屋除外)，須根據下表所列現已或將會建於「該地段」各住宅單位的大小計算，除非「署長」同意有別於下表所列的其他配置比率則屬例外：

每個住宅單位的大小	擬提供住宅停車位數額
少於40平方米	每15個住宅單位或不足此數1個車位
不少於40平方米但少於70平方米	每8.6個住宅單位或不足此數1個車位
不少於70平方米但少於100平方米	每2.9個住宅單位或不足此數1個車位
不少於100平方米但少於130平方米	每1.1個住宅單位或不足此數1個車位
不少於130平方米但少於160平方米	每0.8個住宅單位或不足此數1個車位
不少於160平方米	每0.6個住宅單位或不足此數1個車位

(ii) 而「該地段」範圍內現已或擬供單一家庭作住所的一座或多座獨立屋、半獨立屋或排屋，配置比率如下：

(A) 每座總樓面面積為少於160平方米的房屋配置1個車位；

(B) 每座總樓面面積為不少於160平方米但少於220平方米的房屋配置1.5個車位。如須根據本(a)(i)(ii)(B)款配置的車位數目為小數位數，則上調至下一個整數；及

(C) 每座總樓面面積為不少於220平方米的房屋配置2個車位。

就本(a)(i)款而言，「署長」就何謂獨立屋、半獨立屋或排屋和每座此等房屋是否擬供單一家庭作住所作出的決定將為終局，並對「買方」有約束力。

(ii) 就本特別條款(a)(i)(i)款而言，根據本特別條款(a)(i)(i)款提供的住宅停車位總數須為根據本特別條款(a)(i)(i)款中列表所載每個住宅單位的大小分別計

算的住宅停車位的分別數額之總和。就此等「條款」而言，關於總樓面面積的「每個住宅單位的大小」一詞指以下(i)與(ii)之和：

(i) 每個由其住客專屬享用的住宅單位之總樓面面積，由該單位圍牆或矮牆外側開始量度，除非圍牆是分隔兩個毗連單位則例外(於該情況下須由該牆中央點開始量度)，並要一併量度單位內的內部間隔牆及支柱，但為免存疑，不包括該單位內沒有列入計算本文特別條款第(10)(c)條訂明的總樓面面積的所有樓面面積；及

(ii) 個別住宅單位按比例分攤的「住宅公用地方」(按下文定義)總樓面面積，即計算每個住宅單位圍牆以外供現已或將會建於「該地段」的一座或多座建築物的住客公用與共享的住宅公用地方之總樓面面積，但為免存疑，不包括沒有列入計算本文特別條款第(10)(c)條訂明的總樓面面積的所有樓面面積(住宅公用地方以下簡稱「住宅公用地方」)，然後依照下列程式按比例分攤予每個住宅單位：

$$\text{住宅公用地方} \times \frac{\text{依照本特別條款(a)(ii)(i)款計算有關住宅單位之總樓面面積}}{\text{依照本特別條款(a)(ii)(i)款計算所有住宅單位之總樓面面積}}$$

(iii) 「該地段」內須按照現已或將會建於「該地段」每座設有超過75個住宅單位的住宅單位大廈配置5個車位的比例或「署長」批准的其他比例額外設置「署長」滿意的車位，以供停泊根據《道路交通條例》、其任何附屬規例及任何相關修訂法例持牌而屬於現已或將會建於「該地段」的一座或多座建築物住客之真誠賓客、訪客或被邀者的車輛，但現已或將會建於「該地段」的每座住宅單位大廈最少須配置2個車位。就本特別條款(a)(iii)款而言，擬供單一家庭作住所的獨立屋、半獨立屋或排屋不可視為一座住宅單位大廈。「署長」就何謂獨立屋、半獨立屋或排屋和此等房屋是否擬供單一家庭作住所作出的決定將為終局，並對「買方」有約束力。

SUMMARY OF LAND GRANT

批地文件的摘要

- (iv) 根據本特別條款(a)(i)(I)款提供的車位(可根據本文特別條款第(27)條規定更改)、(a)(i)(II)及(a)(iii)款提供的車位(可根據本文特別條款第(27)條規定更改)除用作本特別條款分別訂明的用途外,不可用作任何其他用途,尤其不可用作存放、展示或展覽汽車作出售或其他用途或提供洗車和汽車美容服務。
- (b) (i) 「買方」須遵照建築事務監督的規定和批准,在根據本特別條款(a)(i)(I)設置的車位(可根據本文特別條款第(27)條規定更改)及(a)(iii)款設置的車位(可根據本文特別條款第(27)條規定更改)中,預留及劃出部份車位供《道路交通條例》、其任何附屬規例和任何相關修訂法例界定釋義的傷殘人士停泊車輛(此等預留及劃出的車位簡稱「**傷殘人士停車位**」)。根據本特別條款(a)(iii)款設置的車位最少須預留及劃出一(1)個「傷殘人士停車位」,惟「買方」不得將所有根據本特別條款(a)(iii)款設置的車位(可根據本文特別條款第(27)條規定更改)預留或劃為「傷殘人士停車位」。
- (ii) 「傷殘人士停車位」除供《道路交通條例》、其任何附屬規例和任何相關修訂法例界定釋義的傷殘人士停泊屬於現已或將會建於「該地段」的一座或多座建築物之住客及其真誠賓客、訪客或被邀者的車輛外,不可用作任何其他用途,尤其不可用作存放、展示或展覽汽車作出售或其他用途或提供洗車和汽車美容服務。
- (c) (i) 「該地段」內須按照現已或將會建於「該地段」每100個住宅單位或不足此數配置一個車位的比例或「署長」批准的其他比例設置「署長」滿意的車位,以供停泊根據《道路交通條例》、其任何附屬規例和任何相關修訂法例持牌而屬於現已或將會建於「該地段」的一座或多座建築物之住客及其真誠賓客、訪客或被邀者的電單車(以下簡稱「**電單車停車位**」)。倘須根據本(c)(i)款配置的車位數目為小數位數,則上調至下一個整數。就本(c)(i)款而言,擬供單一家庭作住所的獨立屋、半獨立屋或排屋不可視為一個住宅單位。「署長」就何謂獨立屋、半獨立屋或排屋和此等房屋是否擬供單一家庭作住所作出的決定將為終局,並對「買方」有約束力。
- (ii) 「電單車停車位」除用作本特別條款(c)(i)款訂明的用途外,不可用作任何其他用途,尤其不可用作存放、展示或展覽汽車作出售或其他用途或提供洗車和汽車美容服務。
- (d) (i) 除「傷殘人士停車位」外,每個根據本特別條款(a)(i)(I)款提供的車位(可根據本文特別條款第(27)條規定更改)、(a)(i)(II)及(a)(iii)款提供的車位(可根據本文特別條款第(27)條規定更改)必須為2.5米闊及5.0米長,最低淨空高度為2.4米。
- (ii) 每個「傷殘人士停車位」的尺寸必須由建築事務監督要求及批准。
- (iii) 每個「電單車停車位」必須為1.0米闊及2.4米長,最低淨空高度為2.4米或「署長」批准的其他最低淨空高度。』

16. 上落貨規定

「批地文件」特別條款第(25)條訂明：

『(25)(a) 「該地段」須設有「署長」滿意的車位供貨車裝卸貨物,比例為現已或將會建於「該地段」的一座或多座建築物每800個住宅單位或不足此數配置一個車位或採用「署長」批准的其他比例,惟現已或將會建於「該地段」每座住宅單位大廈最少須設置一個上落貨車位,此等上落貨車位須設於每座住宅單位大廈範圍內或毗連該處。就本(a)款而言,擬供單一家庭作住所的獨立屋、半獨立屋或排屋不可視為一座住宅單位大廈或一個住宅單位。「署長」就何謂獨立屋、半獨立屋或排屋和此等房屋是否擬供單一家庭作住所作出的決定將為終局,並對「買方」有約束力。

(b) 每個根據本特別條款(a)款提供的車位必須為3.5米闊及11.0米長,最低淨空高度為4.7米。此等車位除供與現已或將會建於「該地段」的一座或多座建築物相關的貨車上落貨外,不可用作任何其他用途。』

17. 單車停車位

「批地文件」特別條款第(26)條訂明：

『(26)「該地段」須設有「署長」滿意的車位,以供停泊屬於現已或將會建於「該地段」的一座或多座建築物的住客及其真誠賓客、訪客或被邀者的單車,比例為每10個總樓面面積少於70平方

米的住宅單位或不足此數配置一個車位,或採用「署長」批准的其他比例。就本特別條款而言,擬供單一家庭作住所的獨立屋、半獨立屋或排屋不可視為一個住宅單位。「署長」就何謂獨立屋、半獨立屋或排屋和此等房屋是否擬供單一家庭作住所作出的決定將為終局,並對「買方」有約束力。

18. 讓與「住宅停車位」及「電單車停車位」的限制規定

「批地文件」特別條款第(29)(a)條訂明：

『(29)(a) 儘管此等「條款」已按「署長」滿意的方式被全面履行和遵守,「住宅停車位」及「電單車停車位」不得：

(i) 轉讓,除非：

(I) 連同賦予專屬權使用與管有現已或將會建於「該地段」的一座或多座建築物之一個或多個住宅單位的不分割份數一併轉讓;或

(II) 承讓人現時已擁有具專屬權使用與管有現已或將會建於「該地段」的一座或多座建築物之一個或多個住宅單位的不分割份數;或

(ii) 分租(租予現已或將會建於「該地段」的一座或多座建築物內之住宅單位的住客除外)。

於任何情況下,不可轉讓多過總共三個「住宅停車位」及「電單車停車位」予現已或將會建於「該地段」的一座或多座建築物內之任何一個住宅單位的業主或分租予任何一個住宅單位的住客。』

19. 削土

「批地文件」特別條款第(34)條訂明：

『(34)(a) 如「該地段」或任何「政府」官地現時或以往曾經配合或因應「該地段」或其任何部份的開拓、平整或發展事宜而進行削土、移土或土地後移工程,或任何建造或填土工程,或任何性質的斜坡處理工程,或此等「條款」規定「買方」執行的任何其他工程,又或基於其他用途的工程,不論事前是否獲「署長」書面同意,「買方」亦須在當時或其後任何時間,按需要自費進行及建造斜坡處理工程、護土牆或其他支撐物、防護結構、排水或輔助工程或其他工程,以保護和支撐「該地段」內的土地及任何毗

連或毗鄰「政府」官地或已批租土地,同時避免及防止其後發生任何滑土、山泥傾瀉或地陷。「買方」須於本文協定的整個批租年期內的所有時候自費維修上述土地、斜坡處理工程、護土牆或其他支撐物、防護結構、排水或輔助工程或其他工程,使其保持修葺良好堅固及狀況良好,令「署長」滿意。

(b) 本特別條款(a)款之規定概不妨礙此等「條款」賦予「政府」的權利,其中特別以本文特別條款第(33)條為要。

(c) 如因「買方」進行的任何開拓、平整、發展事宜或其他工程或基於任何其他事故導致或引致「該地段」範圍內任何土地或任何毗連或毗鄰「政府」官地或批租土地在任何時間發生滑土、山泥傾瀉或地陷,「買方」須自費還原和修復該處,以令「署長」滿意,並向「政府」、其代理及承辦商作出所有因滑土、山泥傾瀉或地陷引起、招致或蒙受的所有費用、收費、損害、索求及索償的賠償。

(d) 「署長」除享有本文訂明可就違反任何此等「條款」追討之任何其他權利或補償權外,另有權向「買方」發出書面通知,要求「買方」進行、建造和維修上述的土地、斜坡處理工程、護土牆或其他支撐物、防護結構、排水或輔助工程或其他工程,又或還原並修葺任何滑土、山泥傾瀉或地陷範圍。如「買方」疏忽或不執行通知內訂明期間以「署長」滿意的方式完成通知的指示,「署長」可即時執行及進行必要的工程,「買方」必須在接獲通知時向「政府」償還有關的費用,以及任何行政或專業收費與費用。』

20. 不得壓碎岩石

「批地文件」特別條款第(35)條訂明：

『(35)如非事前獲「署長」書面批准,不准在「該地段」使用碎石機。』

21. 建造排水渠及渠道和接駁排水渠及污水管

「批地文件」特別條款第(38)條訂明：

『(38)(a) 「買方」須按「署長」視為需要,自費以「署長」滿意的方式在「該地段」邊界範圍內或「政府」官地上建造和維修排水渠及渠道,以截流及引流所有落下或流進「該地段」的暴雨污水或雨水至最鄰近的河溪、集水井、渠

道或「政府」雨水渠。倘此等暴雨污水或雨水造成任何損害或騷擾，以致引起任何訴訟、索償及索求，「買方」必須承擔全責並向「政府」及其人員賠償。

- (b) 接駁「該地段」任何排水渠及污水管至已鋪設和啟用之「政府」雨水渠及污水管的工程可由「署長」負責執行。「署長」毋須就由此引起的任何損失或損害向「買方」承擔責任，而「買方」接獲「政府」通知時須向「政府」支付此等接駁工程的費用。此外，「買方」亦可自費以「署長」滿意的方式執行上述接駁工程。於該情況下，位於「政府」官地範圍內的上述接駁工程部份將由「買方」自費維修，如「政府」發出通知，「買方」須將此等工程部份移交「政府」，日後由「政府」自費維修，「買方」並須在「政府」通知時向「政府」繳付上述接駁工程的技術審核費用。如「買方」不維修建於「政府」官地上的上述接駁工程任何部份，「署長」可執行其視為必要的維修工程，「買方」須在「政府」通知時支付有關工程的費用。』

22. 排污影響評估

「批地文件」特別條款第(39)條訂明：

- 『(39)(a) 「買方」須於本協議的日期起六個月(或「署長」批准的其他延長期間)內，就「該地段」的開發事宜自費向環境保護署署長提交或安排向其提交一份全面令環境保護署署長滿意的排污影響評估(以下簡稱「**排污影響評估**」)以取得書面批准。該「排污影響評估」須載有環境保護署署長可能要求的資料及詳情，包括但不限於開發「該地段」可能產生的一切不利的排污影響及實施舒緩措施、改善工程及其他措施及工程的建議。
- (b) 「買方」須於環境保護署署長指定的期限內自費實施經批准的「排污影響評估」中的建議，全面令環境保護署署長滿意。
- (c) 「排污影響評估」的技術層面，須由香港工程師學會具備土木工程專業的會員或特許土木工程師進行。
- (d) 在環境保護署署長未書面批准「排污影響評估」之前，不得在「該地段」或其任何部份展開建造工程(土地勘察及地盤平整工程除外)。
- (e) 為免存疑和在不損害本文特別條款第5(a)和5(b)條的一般性的原則下，「買方」現明確確認及同意其須獨自自費實施經批准的「排

污影響評估」中的建議，全面令環境保護署署長滿意。「政府」及其人員概毋須就「買方」履行本特別條款的義務或其他原因所引起或附帶引起對「買方」造成或令其蒙受的任何費用、損害或損失承擔任何責任或義務，而且「買方」不得就任何該等費用、損害或損失向「政府」及其人員提出索償。』

23. 土地沉降

「批地文件」特別條款第(40)條訂明：

- 『(40)(a) 「買方」現確認「該地段」是在海床填海的土地形成，因此「該地段」的水平日後難免會因基底及埋填物料固結或其他原因而出現變化；
- (b) 「買方」承諾於「該地段」開始任何發展或重建之前自費就「該地段」的土地狀況進行詳細土力工程研究，藉以為「該地段」日後可能出現的地面水平變化作好準備，不論是否因土地沉降(包括剩餘沉降)導致。「買方」在設計所有基建工程、建築物、構築物、服務設施、公用服務接駁路線、內部道路、橋樑、行人天橋及行人路或任何其他工程(以下統稱「**所須工程**」)時，須充分考慮研究結果，並履行其在此等「條款」下的一切義務，以確保日後不會因為「該地段」發生可合理預見的沉降或地面水平變化而對「所須工程」有不利影響。
- (c) 「買方」現確認及接受其須獨力承擔所有額外成本、收費、費用及開支，不論是否就土力工程研究或「該地段」日後地面水平變化的防範或補救「所須工程」所招致。「政府」概毋須就此等成本、收費、費用及開支向「買方」、其繼承人或受讓人承擔責任。
- (d) 「買方」現代表其本身、其繼承人及受讓人明確表示放棄向「政府」提出任何及所有因填海工程導致或引起的索償，以及代表其本身、其繼承人及受讓人解除「政府」日後因「該地段」填海、任何土地沉降、剩餘沉降或「該地段」地面水平變化招致或引起的責任。再者，「買方」現代表其本身、其繼承人及受讓人承諾不會就填海工程或日後任何土地沉降、剩餘沉降或「該地段」地面水平變化向「政府」採取任何法律程序或提出任何索求或索償，不論如何引起，亦不論此等沉降或地面水平變化是否可合理地預見。「該地段」或其任何部份的一切轉讓均受包括本(d)款在內的規定限制。』

24. 禁止建造墳墓或骨灰龕

「批地文件」特別條款第(43)條訂明：

『(43)「該地段」不可搭建或建造任何墳墓或骨灰龕，亦不可安葬或放置任何人類或動物遺體，不論屬陶泥金塔、骨灰盅或其他。』

註：

1. 附於「批地文件」的圖則於「公共設施及公共休憩用地的資料」部分內複製。
2. 詳情請參考「批地文件」。「批地文件」全份文本已備於售樓處，在開放時間可供免費查閱，並可在支付必要的影印費用後獲取副本。

INFORMATION ON PUBLIC FACILITIES AND PUBLIC OPEN SPACES

公共設施及公眾休憩用地的資料

A. Facilities that are required under the land grant to be constructed and provided for the Government, or for public use

1. Description
The Green Area and the Structures as referred to in Special Condition No. (2) of the Land Grant.
2. The general public has the right to use the facilities in accordance with the Land Grant.

B. Facilities that are required under the land grant to be managed, operated or maintained for public use at the expense of the owners of the residential properties in the Phase

1. Description
The Green Area and the Structures as referred to in Special Condition No. (2) of the Land Grant.
2. The general public has the right to use the facilities in accordance with the Land Grant.
3. The facilities are required to be managed, operated or maintained at the expense of the owners of the residential properties in the Phase.
4. The owners of the residential properties in the Phase are required to meet a proportion of the expense of managing, operating or maintaining the facilities through the management expenses apportioned to the residential properties concerned.

C. Open space that is required under the land grant to be managed, operated or maintained for public use at the expense of the owners of the residential properties in the Phase

Not applicable.

D. Any part of the land (on which the Phase is situated) that is dedicated to the public for the purposes of regulation 22(1) of the Building (Planning) Regulations (Cap.123 sub. leg. F)

Not applicable.

E. A plan that shows the location of those facilities and open spaces, and those parts of the land

Please see the plan in the end of this section.

F. Provisions of the land grant that concern those facilities and open spaces, and those parts of the land

Special Condition No. (2) of the Land Grant stipulates that:-

“(2) (a) The Purchaser shall:

- (i) within 18 calendar months from the date of this Agreement (or such other extended period or periods as may be approved by the Director), at his own expense, in such manner with such materials and to such standards, levels, alignment and design as the Director shall approve and in all respects to the satisfaction of the Director:
 - (I) lay and form those portions of future public roads shown coloured green on the plan annexed hereto (hereinafter referred to as “**the Green Area**”); and
 - (II) provide and construct such bridges, tunnels, over-passes, under-passes, culverts, viaducts, flyovers, pavements, roads or such other structures as the Director in his sole discretion may require (hereinafter collectively referred to as “**the Structures**”)

so that building, vehicular and pedestrian traffic may be carried on the Green Area;

- (ii) within 18 calendar months from the date of this Agreement or such other extended period or periods as may be approved by the Director, at his own expense and to the satisfaction of the Director, surface, kerb and channel the Green Area and provide the same with such gullies, sewers, drains, fire hydrants with pipes connected to

water mains, street lights, traffic signs, street furniture and road markings as the Director may require; and

- (iii) maintain at his own expense the Green Area together with the Structures and all structures, surfaces, gullies, sewers, drains, fire hydrants, services, street lights, traffic signs, street furniture, road markings and plant constructed, installed and provided thereon or therein to the satisfaction of the Director until such time as possession of the Green Area has been delivered in accordance with Special Condition No. (3) hereof.

- (b) In the event of the non-fulfilment of the Purchaser’s obligations under sub-clause (a) of this Special Condition within the prescribed period stated therein, the Government may carry out the necessary works at the cost of the Purchaser who shall pay to the Government on demand a sum equal to the cost thereof, such sum to be determined by the Director whose determination shall be final and shall be binding upon the Purchaser.

- (c) The Government shall have no liability in respect of any loss, damage, nuisance or disturbance whatsoever caused to or suffered by the Purchaser or any other person whether arising out of or incidental to the fulfilment of the Purchaser’s obligations under sub-clause (a) of this Special Condition or the exercise of the rights by the Government under sub-clause (b) of this Special Condition or otherwise, and no claim whatsoever shall be made against the Government by the Purchaser in respect of any such loss, damage, nuisance or disturbance.”

Special Condition No. (3) of the Land Grant stipulates that:-

- “(3) For the purpose only of carrying out the necessary works specified in Special Condition No. (2) hereof, the Purchaser shall on the date of this Agreement be granted possession of the Green Area. The Green Area shall be re-delivered to the Government on demand and in any event shall be deemed to have been

re-delivered to the Government by the Purchaser on the date of a letter from the Director indicating that these Conditions have been complied with to his satisfaction. The Purchaser shall at all reasonable times while he is in possession of the Green Area allow free access over and along the Green Area for all Government and public vehicular and pedestrian traffic and shall ensure that such access shall not be interfered with or obstructed by the carrying out of the works whether under Special Condition No. (2) hereof or otherwise.”

Special Condition No. (4) of the Land Grant stipulates that:-

- “(4) The Purchaser shall not without the prior written consent of the Director use the Green Area for the purpose of storage or for the erection of any temporary structure or for any purposes other than the carrying out of the works specified in Special Condition No. (2) hereof.”

Special Condition No. (5) of the Land Grant stipulates that:-

- “(5) (a) The Purchaser shall at all reasonable times while he is in the possession of the Green Area:

- (i) permit the Government, the Director and his officers, contractors and agents and any persons authorized by the Director, the right of ingress, egress and regress to, from and through the Lot and the Green Area for the purpose of inspecting, checking and supervising any works to be carried out in compliance with Special Condition No. (2)(a) hereof and the carrying out, inspecting, checking and supervising of the works under Special Condition No. (2)(b) hereof and any other works which the Director may consider necessary in the Green Area;

- (ii) permit the Government and the relevant public utility companies authorized by the Government the right of ingress, egress and regress to, from and through the Lot and the Green Area as the Government or the relevant public utility companies may require for the purpose of any works to be carried out in, upon or under

the Green Area or any adjoining land including but not limited to the laying and subsequent maintenance of all pipes, wire, conduits, cable-ducts and other conducting media and ancillary equipment necessary for the provision of telephone, electricity, gas (if any) and other services intended to serve the Lot or any adjoining or neighbouring land or premises, and the Purchaser shall co-operate fully with the Government and also with the relevant public utility companies duly authorized by the Government on all matters relating to any of the aforesaid works to be carried out within the Green Area; and

(iii) permit the officers of the Water Authority and such other persons as may be authorized by them the right of ingress, egress and regress to, from and through the Lot and the Green Area as the officers of the Water Authority or such authorized persons may require for the purpose of carrying out any works in relation to the operation, maintenance, repairing, replacement and alteration of any other waterworks installations within the Green Area.

(b) The Government, the Director and his officers, contractors and agents and any persons or public utility companies duly authorized under sub-clause (a) of this Special Condition shall have no liability in respect of any loss, damage, nuisance or disturbance whatsoever caused to or suffered by the Purchaser or any person arising out of or incidental to the exercise of the rights by the Government, the Director and his officers, contractors and agents and any persons or public utility companies duly authorized under sub-clause (a) of this Special Condition.”

G. Provisions of every deed of mutual covenant in respect of the specified residential property that concern those facilities and open spaces, and those parts of the land

In the DMC the following expressions shall have the following meanings except where the context otherwise permits or requires :-

Definitions

“**Green Area**” means the “Green Area” as defined and referred to in Special Condition No.(2)(a)(i)(I) of the Conditions and shown coloured Green on the plan annexed to the Conditions;

“**Green Area Structures**” mean the bridges, tunnels, over-passes, under-passes, culverts, viaducts, flyovers, pavements, roads or such other structures as the Director of Lands in his sole discretion may require referred to and defined as “the Structures” under Special Condition No.(2)(a)(i)(II) of the Conditions;

Clause 15 of the DMC stipulates that:-

“The Manager shall prepare the annual budget for the ensuing year in consultation with the Owners’ Committee (if already formed) except the first budget which shall cover the period from the date of this Deed until the following 31st day of December. Subject to the provisions of this Deed, the annual budget shall be in two parts :-

(a) The first part shall cover all expenditure which in the opinion of the Manager (whose decision shall be conclusive save for manifest error) is to be expended for the benefit of all Owners or required for the proper management of the Green Area and the Green Area Structures (until possession of which is re-delivered to the Government), the Development and the Development Common Areas and Facilities therein including but without prejudice to the generality of the foregoing :-

(xvi) the cost of maintaining the Green Area and the Green Area Structures under this Deed and/or pursuant to the Conditions in good repair and condition and to the satisfaction of the Director of Lands until the Green Area and the Green Area Structures have been re-delivered to the Government; and

Clause 37 of the DMC stipulates that:-

“The management of the Lot and the Development shall be undertaken by the Manager for an initial period of not exceeding two (2) years and shall continue until terminated as provided under Clause 10 of this Deed and each Owner hereby irrevocably APPOINTS the Manager as agent for all Owners in respect of any matter concerning the Common Areas and Facilities duly authorised in accordance with the provisions of this Deed and to enforce and carry into effect all provisions of this Deed subject to the Building Management Ordinance (Cap.344). In addition to the other powers expressly provided in this Deed, the Manager shall have authority to do all such acts and things as may be necessary or expedient for or in connection with the Lot and the Development and the management thereof including in particular but without in any way limiting the generality of the foregoing:-

(ac) To have the sole right to represent all the Owners in all matters and dealings with the Government or any statutory body or any utility or other competent authority or any other person whomsoever in any way touching or concerning the Lot and the Development as a whole or the Common Areas and Facilities or the Green Area and the Green Area Structures (until possession of which is re-delivered to the Government) with power to bind all Owners as to any policy adopted or decision reached or action taken in relation to any such dealings;

(az) To repair, maintain and upkeep the Green Area together with the Green Area Structures (until possession of which is re-delivered to the Government) and all structures, surfaces, gullies, sewers, drains, fire hydrants, services, street lights, traffic signs, street furniture, road markings and plants constructed, installed and provided thereon or therein in good repair and condition and to the satisfaction of the Director of Lands before the Green Area has been re-delivered to the Government;

(bf) To manage and maintain for and on behalf of the Owners the land, areas, structures, facilities or drains or channels whether within or outside (if required by the Government) the Lot, the construction of which is the liability and/or responsibility of the First Owner and, for the purpose of this sub-clause, such management and maintenance shall include the Green Area and the Green Area Structures up to the time at which possession thereof is re-delivered to the Government in accordance with the terms of the Conditions;

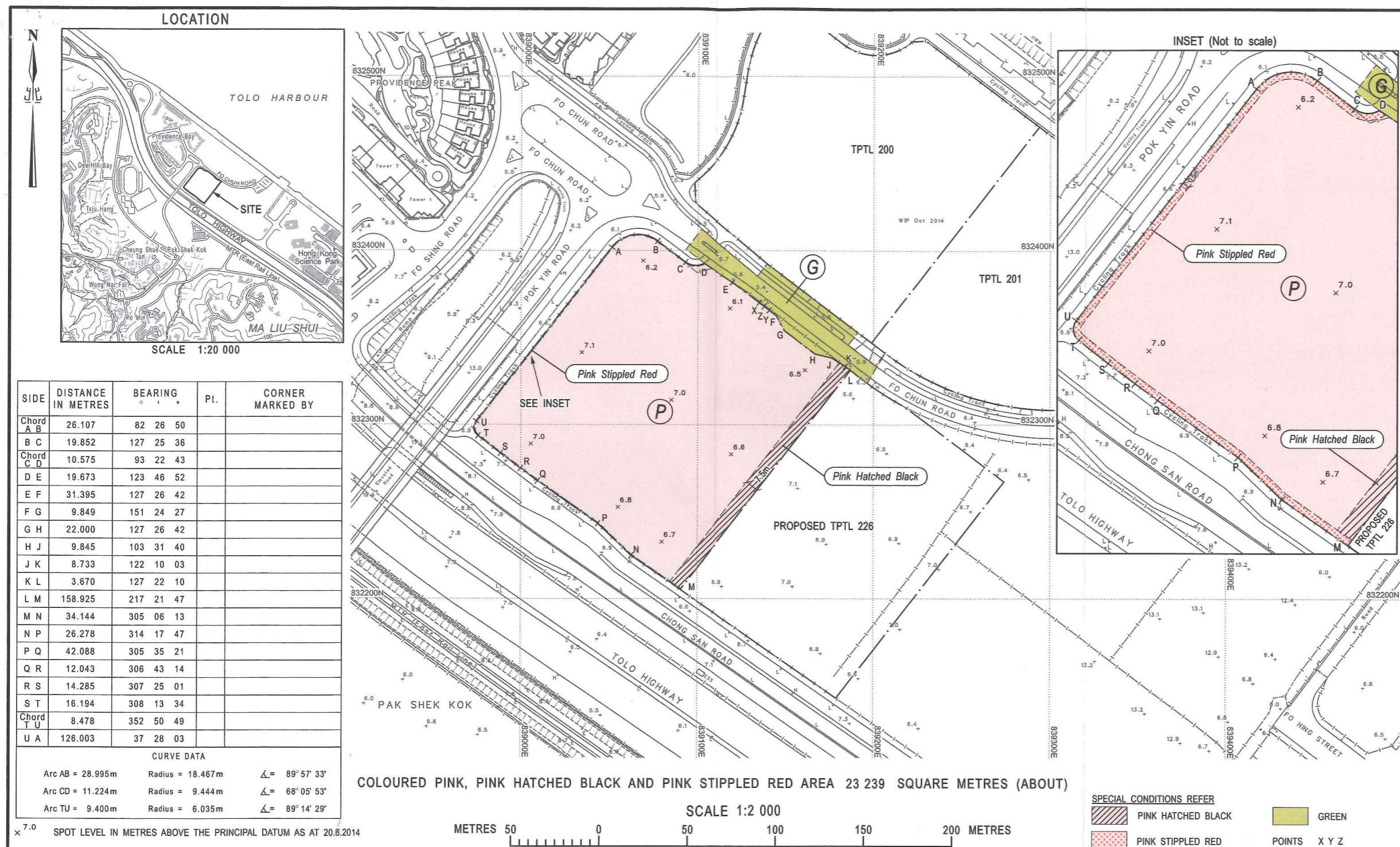
Clause 36 of the Third Schedule to the DMC stipulates that:-

“The Owners shall at their own expenses in the proportion of the number of Undivided Shares (excluding the Undivided Shares allocated to the Common Areas and Facilities) allotted to their respective Units maintain the Green Area and the Green Area Structures (until possession of which is re-delivered to the Government) and to carry out such works thereon and thereto to the satisfaction of the Director of Lands and in observance and compliance with Special Condition Nos.(3) and (4) and any other provisions of the Conditions.”

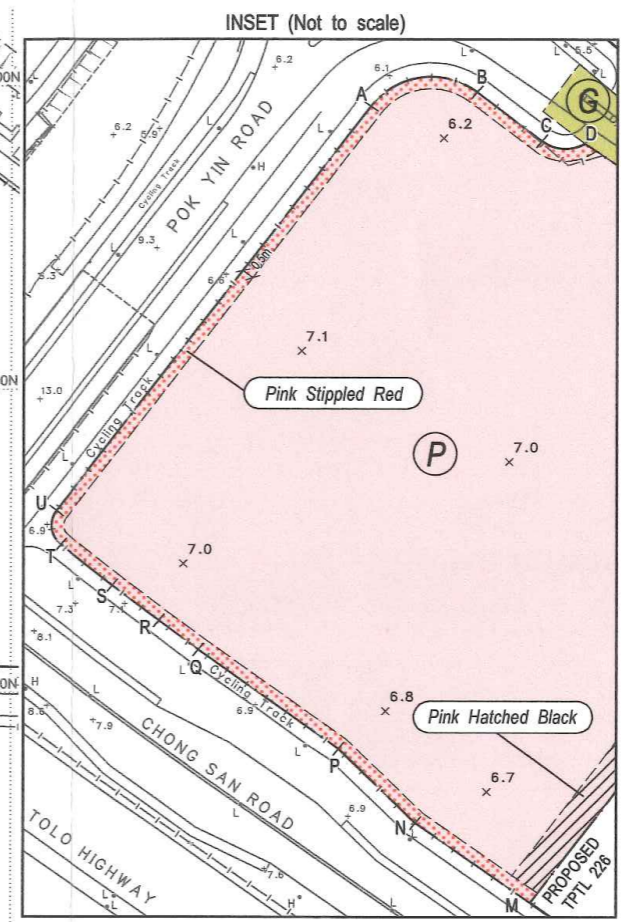
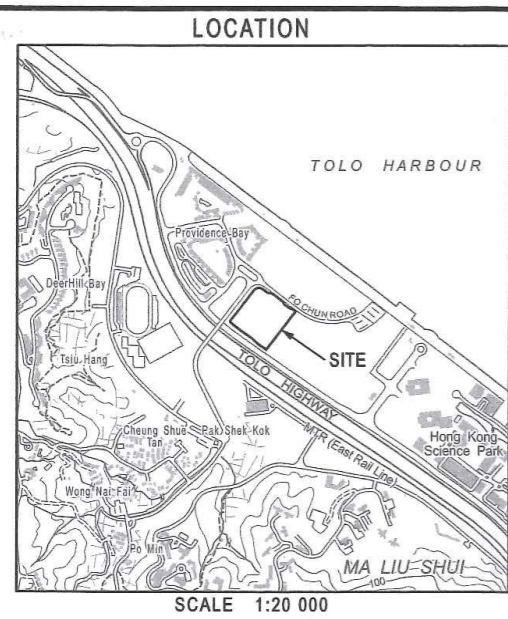
INFORMATION ON PUBLIC FACILITIES AND PUBLIC OPEN SPACES

公共設施及公眾休憩用地的資料

The plan annexed to the Land Grant



- Legend**
- Pink Hatched Black
 - Pink Stippled Red
 - Green



SIDE	DISTANCE IN METRES	BEARING	Pt.	CORNER MARKED BY
Chord A B	26.107	82 26 50		
B C	19.852	127 25 36		
Chord C D	10.575	93 22 43		
D E	19.673	123 46 52		
E F	31.395	127 26 42		
F G	9.849	151 24 27		
G H	22.000	127 26 42		
H J	9.845	103 31 40		
J K	8.733	122 10 03		
K L	3.670	127 22 10		
L M	158.925	217 21 47		
M N	34.144	305 06 13		
N P	26.278	314 17 47		
P Q	42.088	305 35 21		
Q R	12.043	306 43 14		
R S	14.285	307 25 01		
S T	16.194	308 13 34		
Chord T U	8.478	352 50 49		
U A	126.003	37 28 03		

CURVE DATA

Arc AB = 28.995m	Radius = 18.467m	$\Delta = 89^\circ 57' 33''$
Arc CD = 11.224m	Radius = 9.444m	$\Delta = 68^\circ 05' 53''$
Arc TU = 9.400m	Radius = 6.035m	$\Delta = 89^\circ 14' 29''$

COLOURED PINK, PINK HATCHED BLACK AND PINK STIPPLED RED AREA 23 239 SQUARE METRES (ABOUT)

× 7.0 SPOT LEVEL IN METRES ABOVE THE PRINCIPAL DATUM AS AT 20.8.2014



- SPECIAL CONDITIONS REFER**
- PINK HATCHED BLACK
 - GREEN
 - PINK STIPPLED RED
 - POINTS X Y Z

District Lands Office, Tai Po
Lands Department
Plan Prepared by District Survey Office, Tai Po
© Copyright reserved - Hong Kong SAR Government

TAI PO TOWN LOT No.225

File No. DLO/TP 18/TPA/61
Survey Sheet Nos. 7-NE-12C, 16B & 17A
O.Z.P. No. S/PSK/13
Reference Plan No. -----
PLAN No. TP6580-SP

Date : 16.12.2014

A. 根據批地文件規定需要搭建並為政府，或供公眾使用的設施

1. 描述

「批地文件」特別條款第(2)條所載的「綠色範圍」及「構築物」。

2. 公眾有權依據「批地文件」條款使用設施。

B. 根據批地文件規定，期數中的住宅物業的業主須自費管理、運作和維修為供公眾使用的設施

1. 描述

「批地文件」特別條款第(2)條所載的「綠色範圍」及「構築物」。

2. 公眾有權依據「批地文件」條款使用設施。

3. 設施由「期數」住宅物業的業主付費管理、營運或維修。

4. 「期數」住宅物業的業主應透過支付有關住宅物業應佔的管理開支，按比例分擔各設施的管理、營運或維修開支。

C. 根據批地文件規定，期數中的住宅物業的業主須自費管理、運作和維修為供公眾使用的休憩用地

不適用。

D. 根據《建築物(規劃)規例》(第123章附屬法例F)第22(1)條規例，專供公眾使用土地的任何部分(期數座落的位置)

不適用。

E. 顯示上述設施、休憩用地及該土地各部份的圖則

請見本節末頁所載之圖則。

F. 關於上述設施、休憩用地及該土地各部份之批地文件條款

「批地文件」特別條款第(2)條訂明：

『(2) (a) 「買方」須：

(i) 於本協議的日期起18個曆月(或「署長」批准的其他延長期間)內，自費按「署長」批准的方式、材料、標準、水平高度、定線及設計，在全面令「署長」滿意下：

(I) 於本文所夾附圖則以綠色顯示的部份鋪設及構建未來公眾道路(以下簡稱「綠色範圍」)；及

(II) 提供及建造橋樑、隧道、上跨路、下通道、暗渠、高架道路、天橋、行人路、道路或「署長」全權酌情要求的其他構築物(以下統稱「構築物」)，

使建築物可興建於「綠色範圍」及讓車輛和行人往來「綠色範圍」；

(ii) 於本協議的日期起18個曆月或「署長」批准的其他延長期間內，自費在「綠色範圍」鋪路面、鋪路緣及開水道，並提供「署長」可能要求的集水溝、污水渠、排水渠、消防龍頭連同接駁至總水管的喉管、街燈、交通標誌、街道設施及道路標記，以令「署長」滿意；及

(iii) 自費保養「綠色範圍」連同「構築物」，以及在該範圍建造、安裝及提供的所有構築物、路面、集水渠、污水渠、排水渠、消防龍頭、服務設施、街燈、交通標誌、街道設施、道路標記及植物，以令「署長」滿意，直至按照本文特別條款第(3)條交還「綠色範圍」的管有權為止。

(b) 如「買方」未能在本特別條款(a)款規定的期間內履行其在該款的責任，「政府」可進行必要的工程，費用一概由「買方」負責，「買方」須應要求向「政府」支付相等於該費用的金額，付款金額由「署長」決定，其決定將為終局，並對「買方」有約束力。

(c) 「政府」概毋須就「買方」履行其在本特別條款(a)款的義務或「政府」行使本特別條款(b)款的權利或其他原因所引起或附帶引起對「買方」或任何其他人士造成或令其蒙受的任何損失、損害、滋擾或騷擾承擔責任，而且「買方」不得就任何該等損失、損害、滋擾或騷擾向「政府」提出索償。』

「批地文件」特別條款第(3)條訂明：

『(3) 僅為進行本文特別條款第(2)條指明的必要工程，「買方」須於本協議的日期獲授予「綠色範圍」的管有權。「綠色範圍」須於「政府」要求時交還給「政府」，而在任何情況下，「綠色範圍」須於「署長」發信表示此等「條款」已在其滿意下獲得遵守的日期當作已交還給「政府」。「買方」須於管有「綠色範圍」的所有合理時候，准許所有「政府」及公共車輛及行人免費前往及經過「綠色範圍」，並確保該通行權不會受到根據本文特別條款第(2)條或其他條款進行的工程干擾或阻礙。』

「批地文件」特別條款第(4)條訂明：

『(4) 除非事前獲「署長」書面同意，否則「買方」不可將「綠色範圍」用作儲物或搭建任何臨時構築物，或用作進行本文特別條款第(2)條指明的工程外的任何其他用途。』

「批地文件」特別條款第(5)條訂明：

『(5) (a) 「買方」須於管有「綠色範圍」的所有合理時候：

(i) 准許「政府」、「署長」及其人員、承辦商及代理和獲其授權的任何人等有權通行、進出、往返及行經「該地段」及「綠色範圍」，以便視察、檢查及監督遵照本文特別條款第(2)(a)條規定進行的任何工程，以及進行、視察、檢查及監督本文特別條款第(2)(b)條規定的工程及「署長」認為於「綠色範圍」必要的任何其他工程；

(ii) 在「政府」或獲其授權的相關公用事業公司要求時，准許其有權通行、進出、往返及行經「該地段」及「綠色範圍」，以便在「綠色範圍」或任何毗連土地之內、之上或之下進行任何工程，包括但不限於鋪設及其後保養所有喉管、電線、管道、電纜槽及擬為「該地段」或任何毗連或毗鄰土地或場所提供電話、電力、煤氣(如有)及其他服務設施所需的其他傳導媒介及附帶設備。「買方」須就以上在「綠色範圍」內進行的任何工程所有相關事宜，與「政府」及獲其妥為授權的相關公用事業公司充分合作；及

(iii) 在水務監督的人員及彼等授權的其他人等要求時，准許其有權通行、進出、往返及行經「該地段」及「綠色範圍」，以便在「綠色範圍」內進行任何有關任何其他水務裝置的運作、保養、維修、更換及改動工程。

(b) 「政府」、「署長」及其人員、承辦商及代理和根據本特別條款(a)款獲妥為授權的任何人等或公用事業公司概毋須就彼等任何一方行使其權利所引起或附帶引起對「買方」或任何人士造成或令其蒙受的任何損失、損害、滋擾或騷擾承擔責任。』

G. 關於上述設施、休憩用地及該土地各部份之個別住宅物業的公契條款

在「公契」中，除文意允許或規定外，以下詞語具有下列含意：

定義

「綠色範圍」指「批地條款」特別條款第(2)(a)(i)(I)條定義及所載並於「批地條款」所夾附圖則以綠色顯示的「綠色範圍」；

「綠色範圍構築物」指「批地條款」特別條款第(2)(a)(i)(II)條所載及定義為「構築物」的橋樑、隧道、上跨路、下通道、暗渠、高架道路、天橋、行人路、道路或「地政總署署長」全權酌情要求的其他構築物；

「公契」第15條訂明：

『「管理人」應在諮詢「業主委員會」(若已成立)後編製下一年的年度預算案，但涵蓋「本公契」日期起至隨後的12月31日期間的第一份預算案除外。受限於「本公契」條文的條款，年度預算案應包括兩部份：

INFORMATION ON PUBLIC FACILITIES AND PUBLIC OPEN SPACES

公共設施及公眾休憩用地的資料

(a) 第一部份應包含「管理人」為了全體「業主」的利益或為了恰當地管理「綠色範圍」及「綠色範圍構築物」(直至交還給「政府」管有為止)、「發展項目」和「發展項目公用地方與設施」而認為必須的一切開支(除明顯錯誤外，其決定將為不可推翻)，包括但在不損害前文的一般性的原則下：

...

(xvi) 根據「本公契」及/或按照「批地條款」保養「綠色範圍」及「綠色範圍構築物」的費用，使其保持修葺及狀況良好，令「地政總署署長」滿意，直至「綠色範圍」及「綠色範圍構築物」交還給「政府」管有為止；及

...」

「公契」第37條訂明：

「「管理人」負責「該地段」及「發展項目」的管理，其最初任期不超過兩(2)年，其後續任至根據「本公契」第10條的條款終止為止。每名「業主」特此不可撤銷地委任「管理人」為全體「業主」之代理人，處理關乎「公用地方與設施」且按照「本公契」所有條文妥為授權的任何事宜，以及在《建築物管理條例》(香港法例第344章)條文的規限下，執行「本公契」所有條文並令其生效。除「本公契」明確規定的其他權力外，「管理人」有權就或關乎「該地段」與「發展項目」及其管理事宜，採取及辦理其認為必要或適當的所有行動及事項，包括在任何方面不損害前文的一般性的原則下：

...

(ac) 獨自擁有權利代表全體「業主」處理在任何方面涉及或關乎「該地段」及「發展項目」的整體或「公用地方與設施」或「綠色範圍」及「綠色範圍構築物」(直至交還給「政府」管有為止)的一切事宜，以及就該等事宜與「政府」、任何法定機構、任何公用事業機構、其他主管當局或任何其他人士聯繫交涉，並且有權就任何該等聯繫交涉中採納、達成或採取的任何政策、決定或行動約束全體「業主」；

...

(az) 維修、保養及維護「綠色範圍」連同「綠色範圍構築物」(直至交還給「政府」管有為止)，以及在該範圍建造、安裝及提供的所有構築物、路面、集水渠、污水渠、排水渠、消防龍頭、服務設施、街燈、交通標誌、街道設施、道路標記及植物，使其保持修葺及狀況良好，令「地政總署署長」滿意，直至「綠色範圍」交還給「政府」管有為止；

...

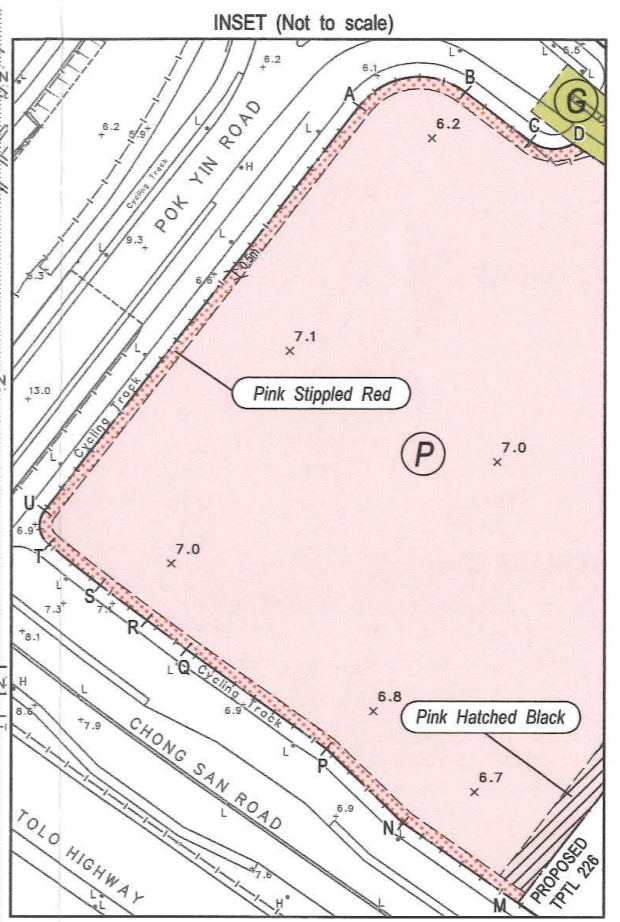
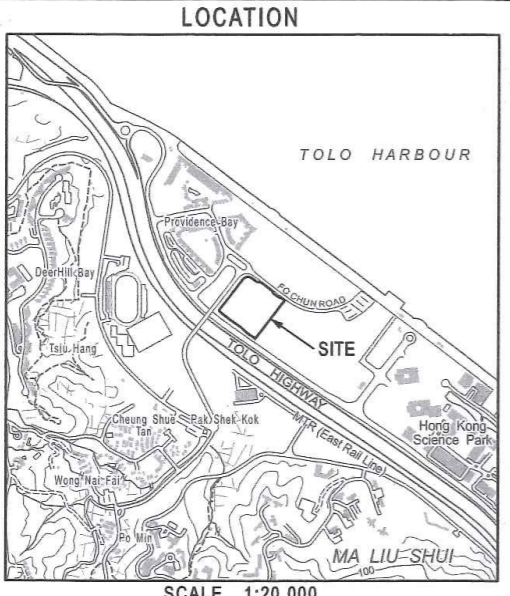
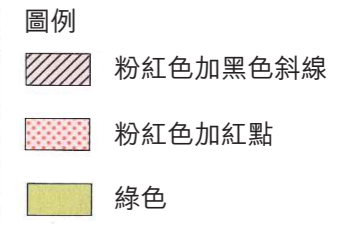
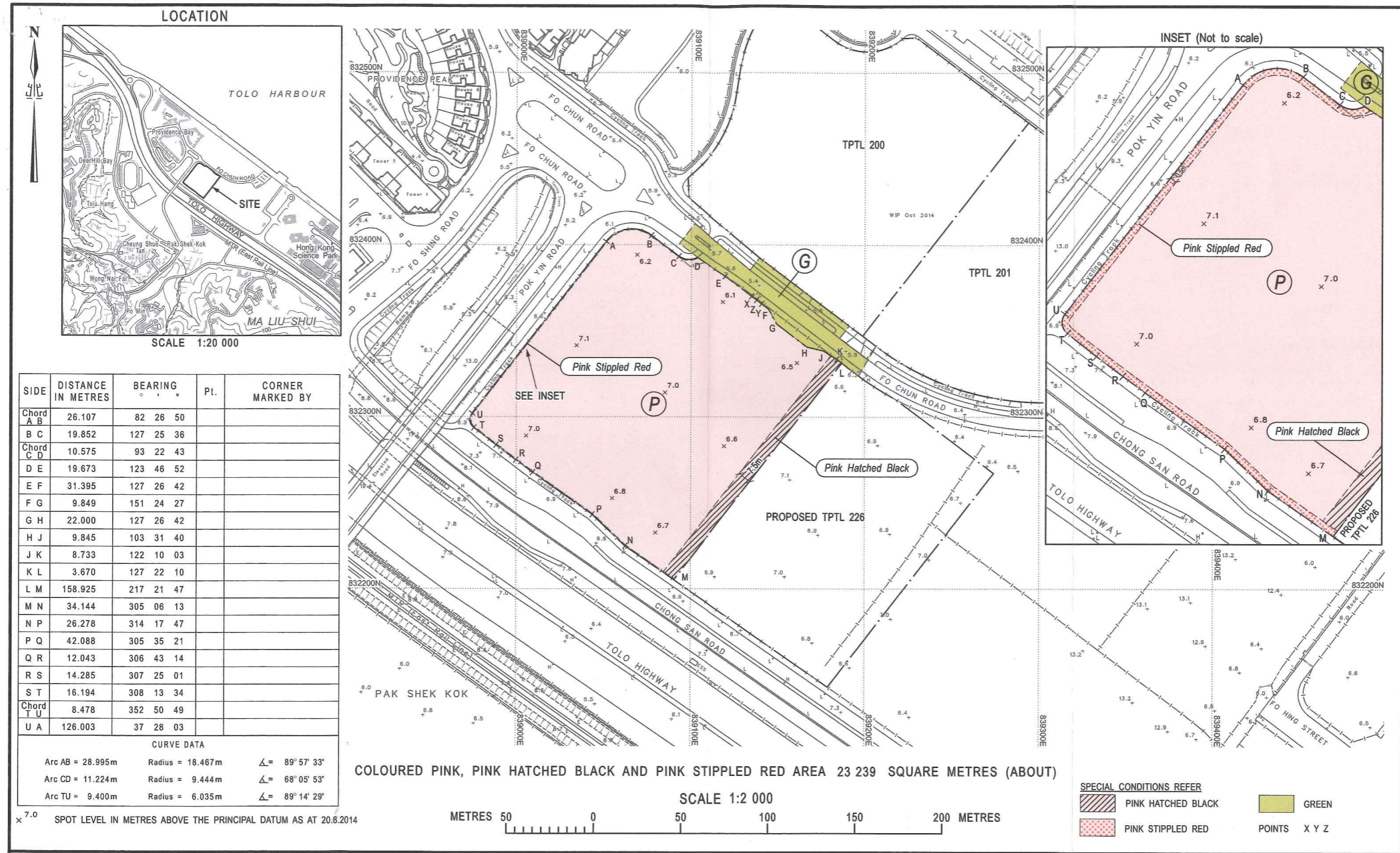
(bf) 代表「業主」管理及保養「第一業主」有責任及/或負責建造位於「該地段」之內或之外(如「政府」要求)的土地、範圍、構築物、設施或排水渠或渠道。就本款而言，有關的管理及保養應包括「綠色範圍」及「綠色範圍構築物」，直至按照「批地條款」的條款將其交還給「政府」管有為止；

...」

「公契」附件三第36條訂明：

「「業主」應按照其各自「單位」獲分配的「不分割份數」(不包括分配予的「公用地方與設施」的「不分割份數」)數目的比例自費保養「綠色範圍」及「綠色範圍構築物」(直至將其交還給「政府」管有為止)，以及遵照和遵從「批地條款」特別條款第(3)及第(4)條和任何其他條文的條款在該等範圍進行所須工程，令「地政總署署長」滿意。」

批地文件的附圖

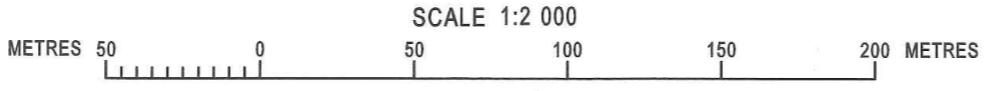


SIDE	DISTANCE IN METRES	BEARING ° ' "	Pl.	CORNER MARKED BY
Chord A B	26.107	82 26 50		
B C	19.852	127 25 36		
Chord C D	10.575	93 22 43		
D E	19.673	123 46 52		
E F	31.395	127 26 42		
F G	9.849	151 24 27		
G H	22.000	127 26 42		
H J	9.845	103 31 40		
J K	8.733	122 10 03		
K L	3.670	127 22 10		
L M	158.925	217 21 47		
M N	34.144	305 06 13		
N P	26.278	314 17 47		
P Q	42.088	305 35 21		
Q R	12.043	306 43 14		
R S	14.285	307 25 01		
S T	16.194	308 13 34		
Chord T U	8.478	352 50 49		
U A	126.003	37 28 03		

CURVE DATA

Arc AB = 28.995m	Radius = 18.467m	Δ = 89° 57' 33"
Arc CD = 11.224m	Radius = 9.444m	Δ = 68° 05' 53"
Arc TU = 9.400m	Radius = 6.035m	Δ = 89° 14' 29"

COLOURED PINK, PINK HATCHED BLACK AND PINK STIPPLED RED AREA 23 239 SQUARE METRES (ABOUT)



District Lands Office, Tai Po
Lands Department
Plan Prepared by District Survey Office, Tai Po
© Copyright reserved - Hong Kong SAR Government

TAI PO TOWN LOT No.225

File No. DLO/TP 18/TPA/61
Survey Sheet Nos. 7-NE-12C, 16B & 17A
O.Z.P. No. S/PSK/13
Reference Plan No. -----
PLAN No. TP6580-SP

Date : 16.12.2014

WARNING TO PURCHASERS

對買方的警告

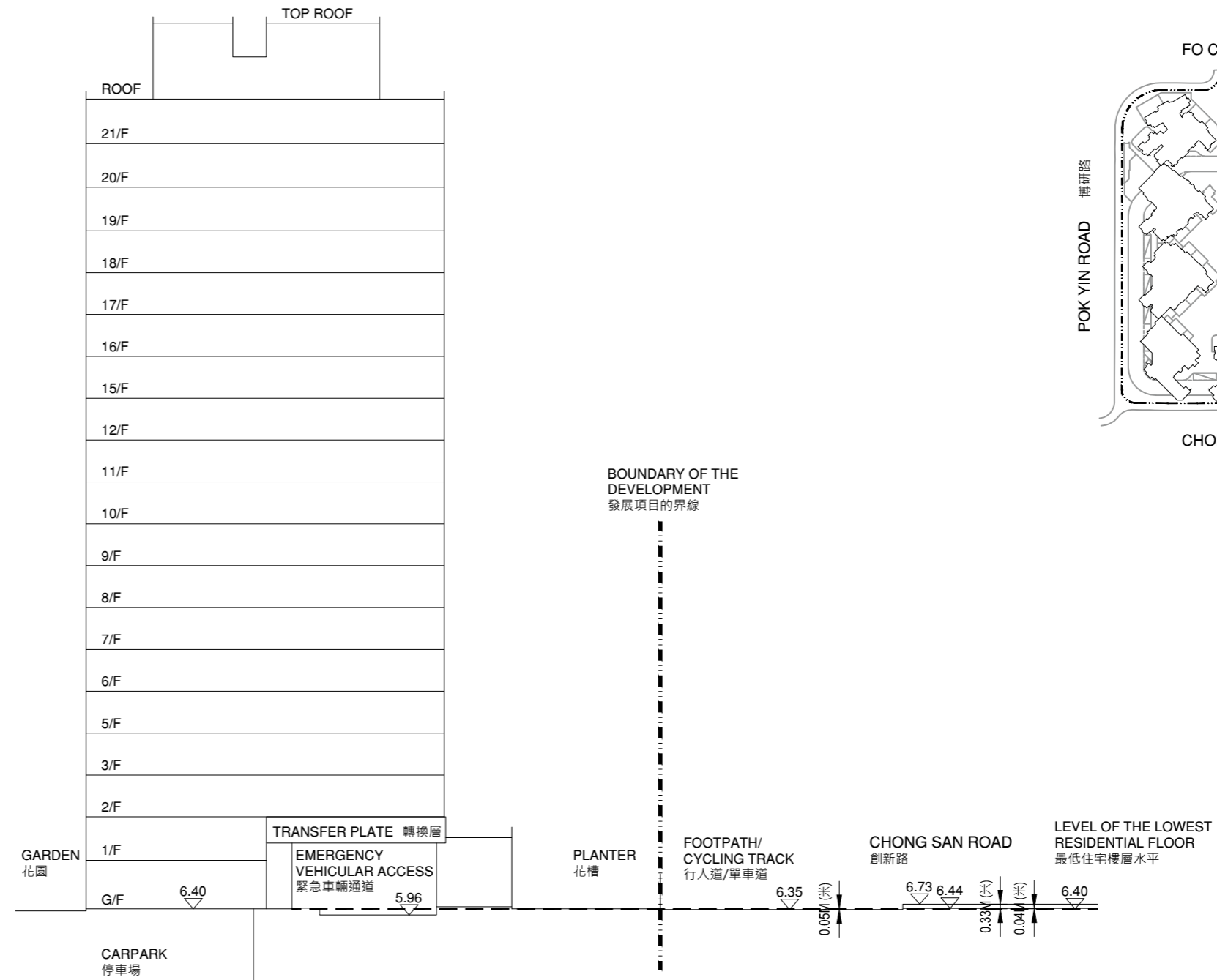
- (a) The purchaser is recommended to instruct a separate firm of solicitors (other than that acting for the owner) to act for the purchaser in relation to the transaction.
 - (b) If the purchaser instructs such separate firm of solicitors to act for the purchaser in relation to the transaction, that firm will be able to give independent advice to the purchaser.
 - (c) If the purchaser instructs the firm of solicitors acting for the owner to act for the purchaser as well, and a conflict of interest arises between the owner and the purchaser-
 - (i) that firm may not be able to protect the purchaser's interests; and
 - (ii) the purchaser may have to instruct a separate firm of solicitors; and
 - (iii) in the case of paragraph (c)(ii), the total solicitors' fees payable by the purchaser may be higher than the fees that would have been payable if the purchaser had instructed a separate firm of solicitors in the first place.
- (a) 現建議買方聘用一間獨立的律師事務所(代表擁有人行事者除外)，以在交易中代表買方行事。
 - (b) 如買方聘用上述的獨立的律師事務所，以在交易中代表買方行事，該律師事務所將會能夠向買方提供獨立意見。
 - (c) 如買方聘用代表擁有人行事的律師事務所同時代表買方行事，而擁有人與買方之間出現利益衝突—
 - (i) 該律師事務所可能不能夠保障買方的利益；及
 - (ii) 買方可能要聘用一間獨立的律師事務所；及
 - (iii) 如屬(c)(ii)段的情況，買方須支付的律師費用總數，可能高於如買方自一開始即聘用一間獨立的律師事務所便須支付的費用。

CROSS-SECTION PLAN OF BUILDING IN THE PHASE

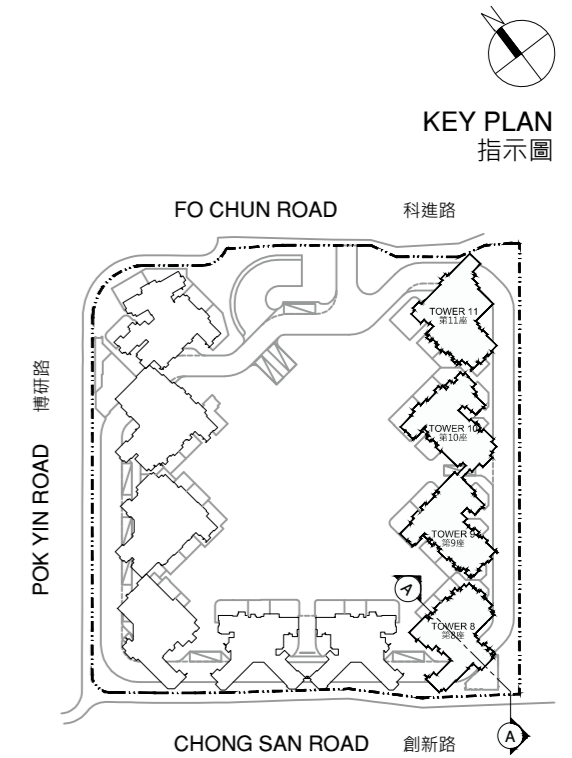
期數中的建築物的橫截面圖

TOWER 8 第8座

TOP ROOF	上層天台
ROOF	天台
21/F RESIDENTIAL UNITS	住宅單位
20/F RESIDENTIAL UNITS	住宅單位
19/F RESIDENTIAL UNITS	住宅單位
18/F RESIDENTIAL UNITS	住宅單位
17/F RESIDENTIAL UNITS	住宅單位
16/F RESIDENTIAL UNITS	住宅單位
15/F RESIDENTIAL UNITS	住宅單位
12/F RESIDENTIAL UNITS	住宅單位
11/F RESIDENTIAL UNITS	住宅單位
10/F RESIDENTIAL UNITS	住宅單位
9/F RESIDENTIAL UNITS	住宅單位
8/F RESIDENTIAL UNITS	住宅單位
7/F RESIDENTIAL UNITS	住宅單位
6/F RESIDENTIAL UNITS	住宅單位
5/F RESIDENTIAL UNITS	住宅單位
3/F RESIDENTIAL UNITS	住宅單位
2/F RESIDENTIAL UNITS	住宅單位
1/F RESIDENTIAL UNITS	住宅單位
G/F RESIDENTIAL UNITS	住宅單位
B/F BASEMENT FLOOR	地庫



Cross-Section Plan A
橫截面圖A



Note:

1. ∇ Denotes height (in metres) above the Hong Kong Principal Datum
2. - - Dotted line denotes the level of the lowest residential floor
3. The part of Chong San Road adjacent to the building is 6.44 metres to 6.73 metres above the Hong Kong Principle Datum.

備註:

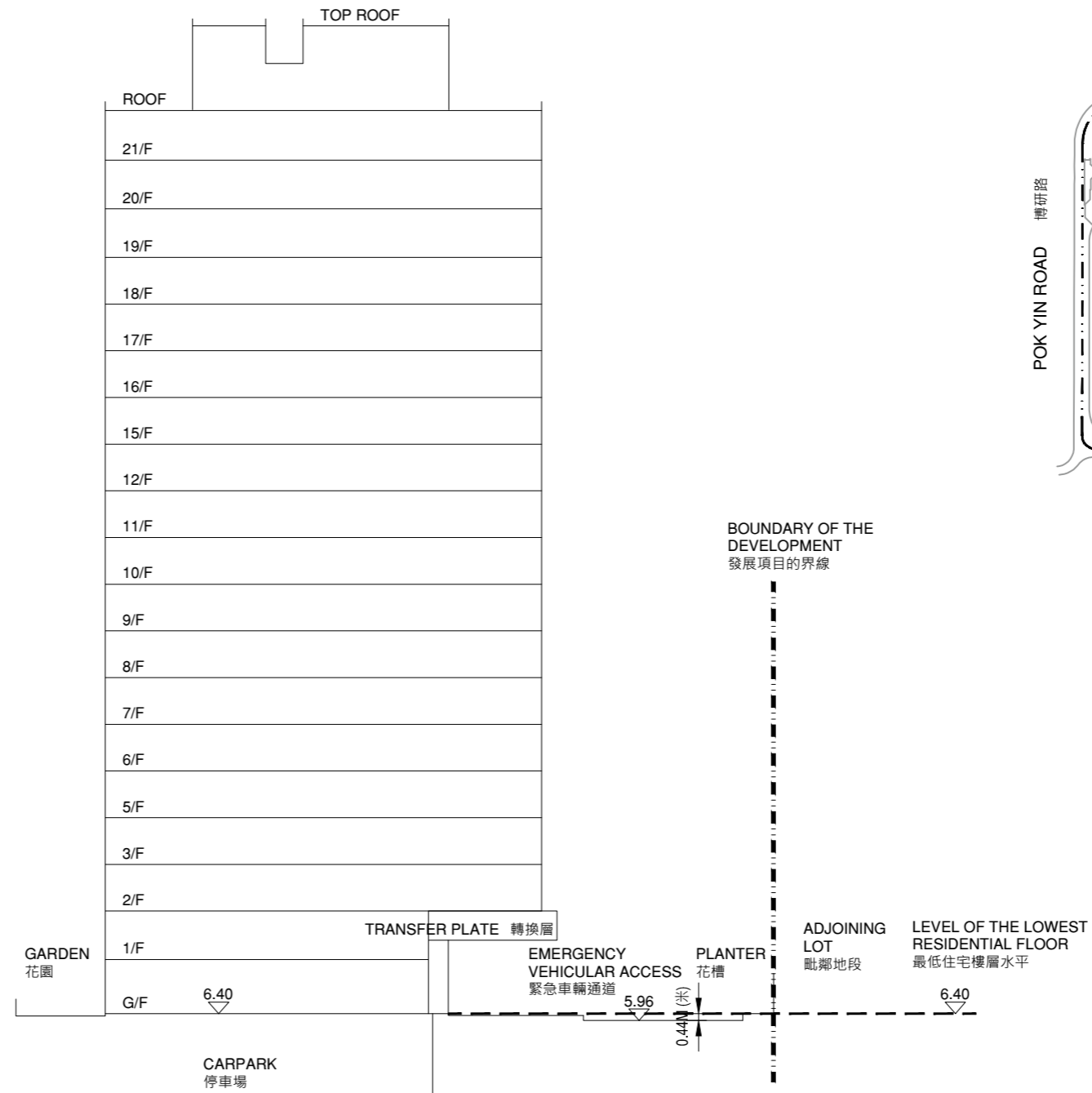
1. ∇ 代表香港主水平基準以上的高度 (米)
2. - - 虛線代表期數建築物之最低住宅樓層水平
3. 毗連建築物的一段創新路為香港主水平基準以上6.44米至6.73米。

CROSS-SECTION PLAN OF BUILDING IN THE PHASE

期數中的建築物的橫截面圖

TOWER 9 第9座

TOP ROOF	上層天台
ROOF	天台
21/F RESIDENTIAL UNITS	住宅單位
20/F RESIDENTIAL UNITS	住宅單位
19/F RESIDENTIAL UNITS	住宅單位
18/F RESIDENTIAL UNITS	住宅單位
17/F RESIDENTIAL UNITS	住宅單位
16/F RESIDENTIAL UNITS	住宅單位
15/F RESIDENTIAL UNITS	住宅單位
12/F RESIDENTIAL UNITS	住宅單位
11/F RESIDENTIAL UNITS	住宅單位
10/F RESIDENTIAL UNITS	住宅單位
9/F RESIDENTIAL UNITS	住宅單位
8/F RESIDENTIAL UNITS	住宅單位
7/F RESIDENTIAL UNITS	住宅單位
6/F RESIDENTIAL UNITS	住宅單位
5/F RESIDENTIAL UNITS	住宅單位
3/F RESIDENTIAL UNITS	住宅單位
2/F RESIDENTIAL UNITS	住宅單位
1/F RESIDENTIAL UNITS	住宅單位
G/F RESIDENTIAL UNITS	住宅單位
B/F BASEMENT FLOOR	地庫



Cross-Section Plan B
橫截面圖B



Note:

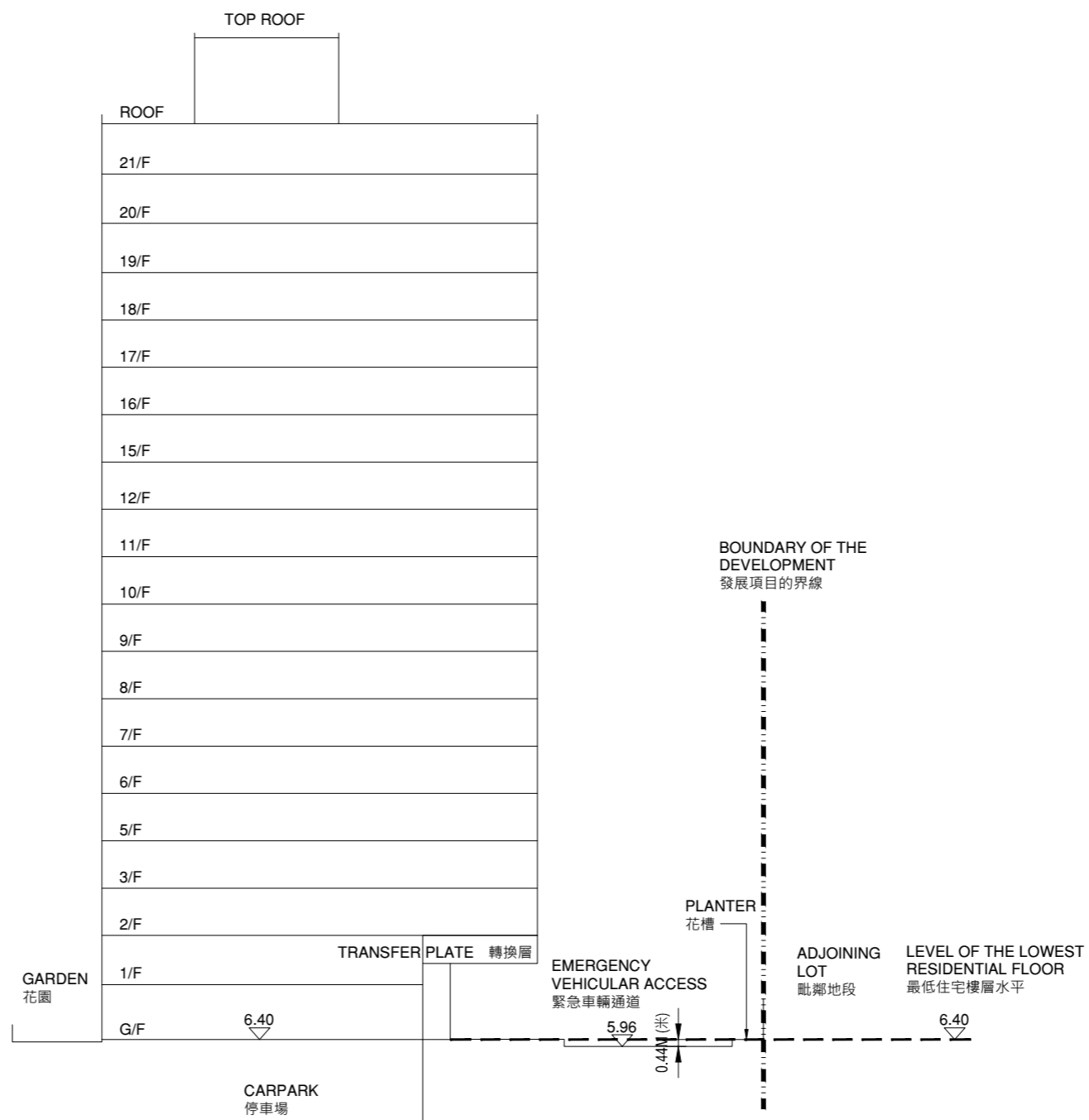
1. ∇ Denotes height (in metres) above the Hong Kong Principal Datum
2. - - Dotted line denotes the level of the lowest residential floor
3. The part of Emergency Vehicular Access adjacent to the building is 5.96 metres above the Hong Kong Principle Datum.

備註:

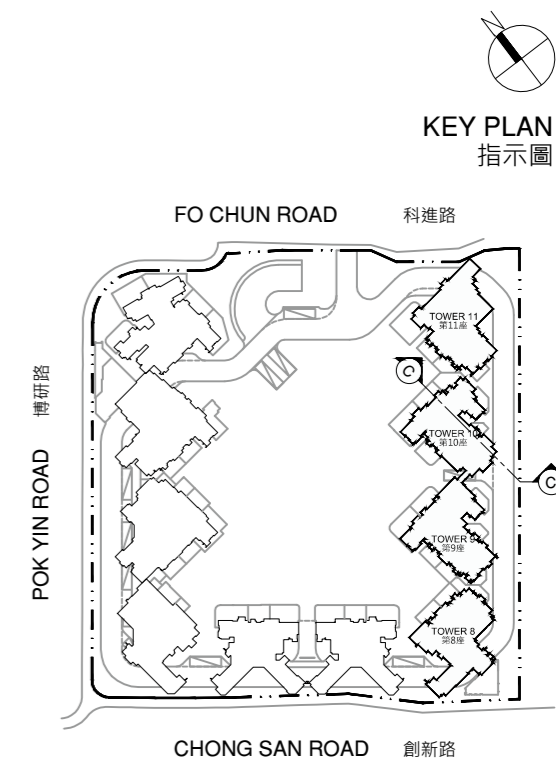
1. ∇ 代表香港主水平基準以上的高度 (米)
2. - - 虛線代表期數建築物之最低住宅樓層水平
3. 毗連建築物的一段緊急車輛通道為香港主水平基準以上5.96米。

TOWER 10 第10座

TOP ROOF	上層天台
ROOF	天台
21/F RESIDENTIAL UNITS	住宅單位
20/F RESIDENTIAL UNITS	住宅單位
19/F RESIDENTIAL UNITS	住宅單位
18/F RESIDENTIAL UNITS	住宅單位
17/F RESIDENTIAL UNITS	住宅單位
16/F RESIDENTIAL UNITS	住宅單位
15/F RESIDENTIAL UNITS	住宅單位
12/F RESIDENTIAL UNITS	住宅單位
11/F RESIDENTIAL UNITS	住宅單位
10/F RESIDENTIAL UNITS	住宅單位
9/F RESIDENTIAL UNITS	住宅單位
8/F RESIDENTIAL UNITS	住宅單位
7/F RESIDENTIAL UNITS	住宅單位
6/F RESIDENTIAL UNITS	住宅單位
5/F RESIDENTIAL UNITS	住宅單位
3/F RESIDENTIAL UNITS	住宅單位
2/F RESIDENTIAL UNITS	住宅單位
1/F RESIDENTIAL UNITS	住宅單位
G/F RESIDENTIAL UNITS	住宅單位
B/F BASEMENT FLOOR	地庫



Cross-Section Plan C
橫截面圖C



Note:

1. ∇ Denotes height (in metres) above the Hong Kong Principal Datum
2. - - Dotted line denotes the level of the lowest residential floor
3. The part of Emergency Vehicular Access adjacent to the building is 5.96 metres above the Hong Kong Principle Datum.

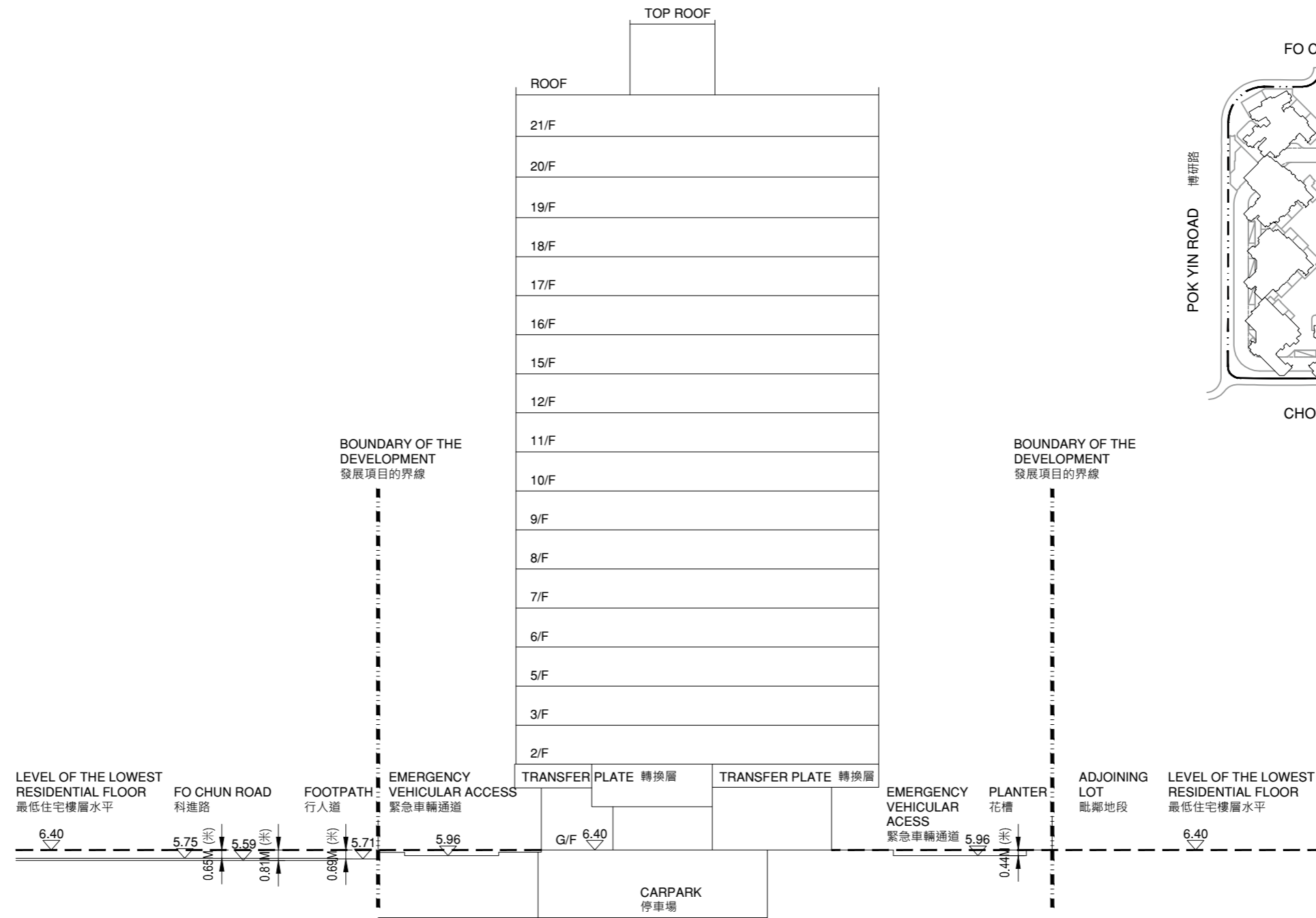
備註:

1. ∇ 代表香港主水平基準以上的高度(米)
2. - - 虛線代表期數建築物之最低住宅樓層水平
3. 毗連建築物的一段緊急車輛通道為香港主水平基準以上5.96米。

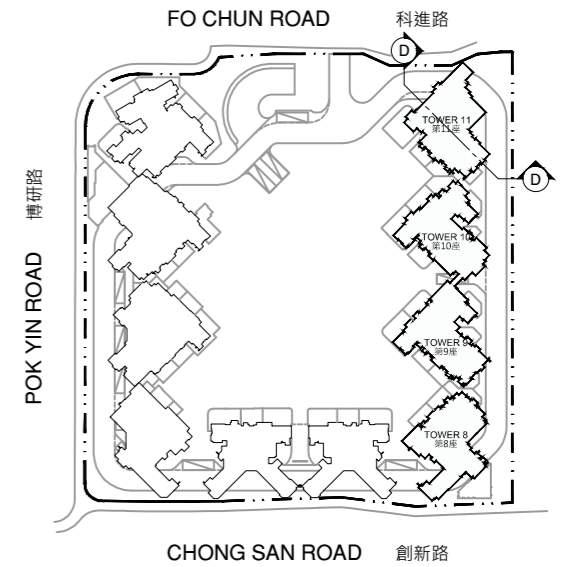
CROSS-SECTION PLAN OF BUILDING IN THE PHASE 期數中的建築物的橫截面圖

TOWER 11 第11座

TOP ROOF	上層天台
ROOF	天台
21/F RESIDENTIAL UNITS	住宅單位
20/F RESIDENTIAL UNITS	住宅單位
19/F RESIDENTIAL UNITS	住宅單位
18/F RESIDENTIAL UNITS	住宅單位
17/F RESIDENTIAL UNITS	住宅單位
16/F RESIDENTIAL UNITS	住宅單位
15/F RESIDENTIAL UNITS	住宅單位
12/F RESIDENTIAL UNITS	住宅單位
11/F RESIDENTIAL UNITS	住宅單位
10/F RESIDENTIAL UNITS	住宅單位
9/F RESIDENTIAL UNITS	住宅單位
8/F RESIDENTIAL UNITS	住宅單位
7/F RESIDENTIAL UNITS	住宅單位
6/F RESIDENTIAL UNITS	住宅單位
5/F RESIDENTIAL UNITS	住宅單位
3/F RESIDENTIAL UNITS	住宅單位
2/F RESIDENTIAL UNITS	住宅單位
1/F RESIDENTIAL UNITS	住宅單位
G/F RESIDENTIAL UNITS	住宅單位
B/F BASEMENT FLOOR	地庫



Cross-Section Plan D
橫截面圖D



Note:

1. ▽ Denotes height (in metres) above the Hong Kong Principal Datum
2. - - Dotted line denotes the level of the lowest residential floor
3. The part of Fo Chun Road adjacent to the building is 5.59 metres and 5.75 metres above the Hong Kong Principle Datum.
4. The part of Emergency Vehicular Access adjacent to the building is 5.96 metres above the Hong Kong Principle Datum.

備註:

1. ▽ 代表香港主水平基準以上的高度 (米)
2. - - 虛線代表期數建築物之最低住宅樓層水平
3. 毗連建築物的一段科進路為香港主水平基準以上5.59米至5.75米。
4. 毗連建築物的一段緊急車輛通道為香港主水平基準以上5.96米。

ELEVATION PLAN FOR THE PHASE

期數的立面圖



TOWER 8 第8座

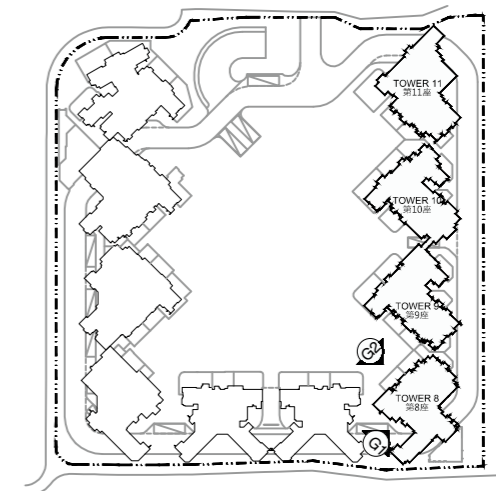


ELEVATION PLAN G1
立面圖 G1

TOWER 8 第8座



ELEVATION PLAN G2
立面圖 G2



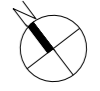
Authorized Person for the Phase certified that the elevations shown on this plan:

- (a) are prepared on the basis of the approved building plans for the Phase as of 07 May 2018; and
- (b) are in general accordance with the outward appearance of the Phase.

期數的認何人士證明本圖顯示的立面：

- (a) 以2018年05月07日的情況為準的期數的經批准的建築圖則為基礎擬備；及
- (b) 大致上與期數的外觀一致。

ELEVATION PLAN FOR THE PHASE 期數的立面圖



KEY PLAN
指示圖

TOWER 8 第8座

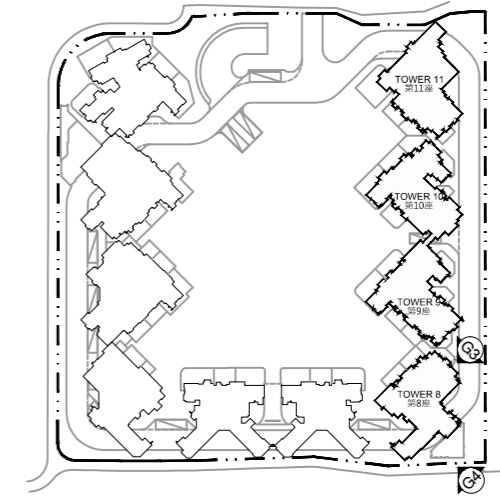


ELEVATION PLAN G3
立面圖 G3

TOWER 8 第8座



ELEVATION PLAN G4
立面圖 G4



Authorized Person for the Phase certified that the elevations shown on this plan:
(a) are prepared on the basis of the approved building plans for the Phase as of 07 May 2018; and
(b) are in general accordance with the outward appearance of the Phase.


期數的認何人士證明本圖顯示的立面：

- (a) 以2018年05月07日的情況為準的期數的經批准的建築圖則為基礎擬備；及
- (b) 大致上與期數的外觀一致。




KEY PLAN
指示圖

TOWER 9 第9座

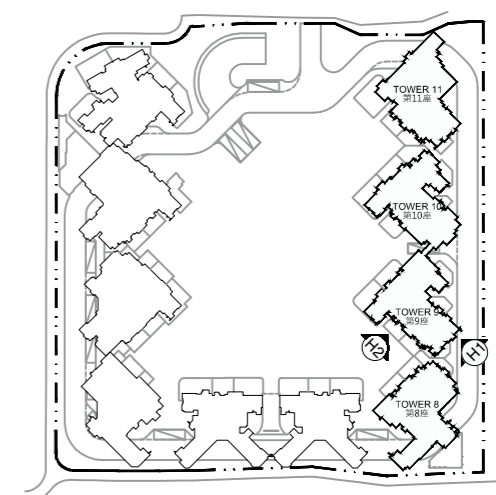


ELEVATION PLAN H1
立面圖 H1

TOWER 9 第9座



ELEVATION PLAN H2
立面圖 H2



Authorized Person for the Phase certified that the elevations shown on this plan:
(a) are prepared on the basis of the approved building plans for the Phase as of 07 May 2018; and

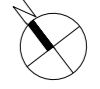
(b) are in general accordance with the outward appearance of the Phase.

期數的認何人士證明本圖顯示的立面：


(a) 以2018年05月07日的情況為準的期數的經批准的建築圖則為基礎擬備；及

(b) 大致上與期數的外觀一致。

ELEVATION PLAN FOR THE PHASE 期數的立面圖



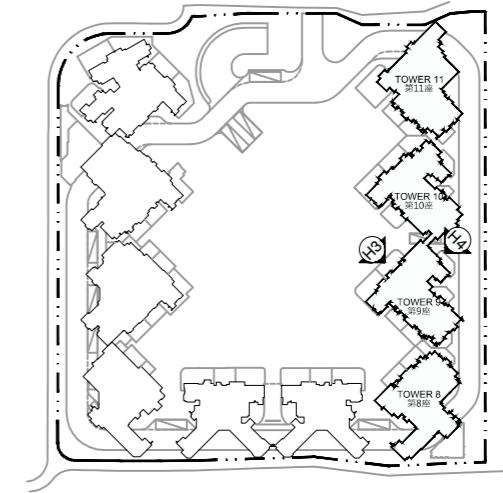
KEY PLAN
指示圖



ELEVATION PLAN H3
立面圖 H3



ELEVATION PLAN H4
立面圖 H4



Authorized Person for the Phase certified that the elevations shown on this plan:
(a) are prepared on the basis of the approved building plans for the Phase as of 07 May 2018; and
(b) are in general accordance with the outward appearance of the Phase.

期數的認何人士證明本圖顯示的立面：

- (a) 以2018年05月07日的情況為準的期數的經批准的建築圖則為基礎擬備；及
- (b) 大致上與期數的外觀一致。




KEY PLAN
指示圖

TOWER 10 第10座

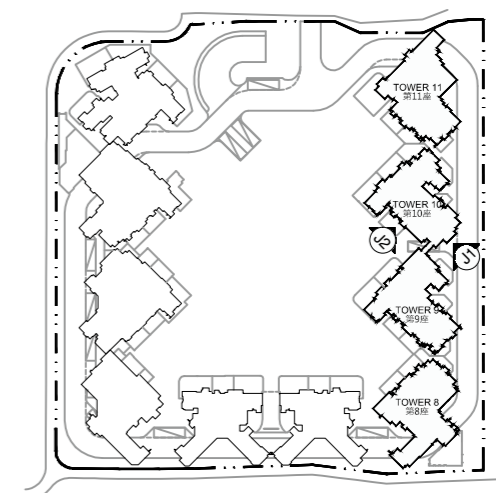


ELEVATION PLAN J1
立面圖 J1

TOWER 10 第10座



ELEVATION PLAN J2
立面圖 J2



Authorized Person for the Phase certified that the elevations shown on this plan:
(a) are prepared on the basis of the approved building plans for the Phase as of 07 May 2018; and

(b) are in general accordance with the outward appearance of the Phase.

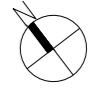
期數的認何人士證明本圖顯示的立面：

(a) 以2018年05月07日的情況為準的期數的經批准的建築圖則為基礎擬備；及

(b) 大致上與期數的外觀一致。


ELEVATION PLAN FOR THE PHASE

期數的立面圖




KEY PLAN
指示圖

TOWER 10 第10座

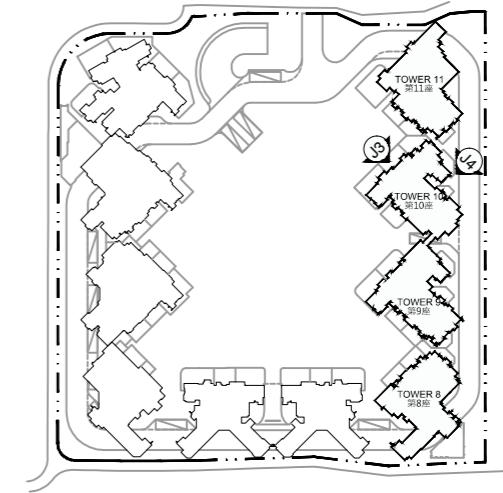


ELEVATION PLAN J3
立面圖 J3

TOWER 10 第10座



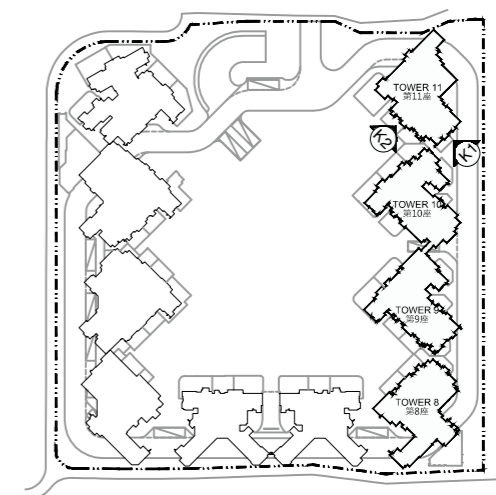

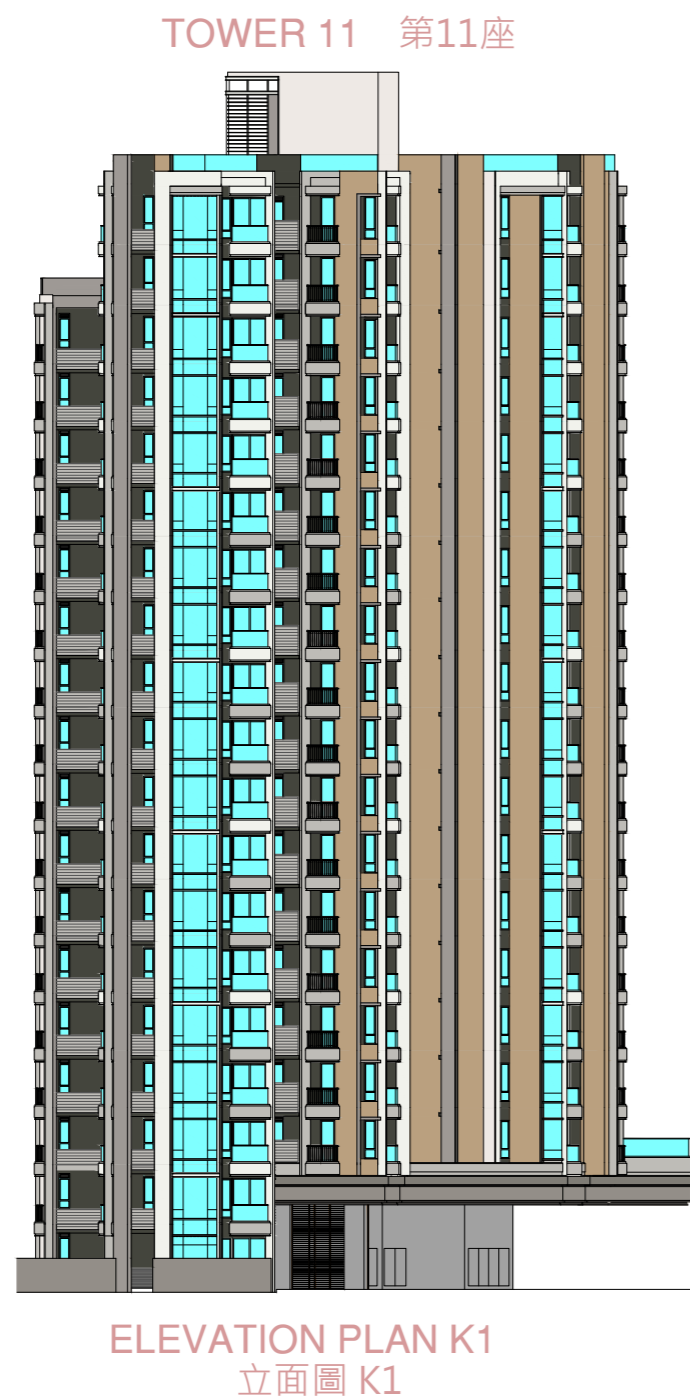
ELEVATION PLAN J4
立面圖 J4



Authorized Person for the Phase certified that the elevations shown on this plan:
(a) are prepared on the basis of the approved building plans for the Phase as of 07 May 2018; and
(b) are in general accordance with the outward appearance of the Phase.

期數的認何人士證明本圖顯示的立面：

- (a) 以2018年05月07日的情況為準的期數的經批准的建築圖則為基礎擬備；及
- (b) 大致上與期數的外觀一致。



Authorized Person for the Phase certified that the elevations shown on this plan:
(a) are prepared on the basis of the approved building plans for the Phase as of 07 May 2018; and

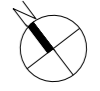
(b) are in general accordance with the outward appearance of the Phase.

期數的認何人士證明本圖顯示的立面：

(a) 以2018年05月07日的情況為準的期數的經批准的建築圖則為基礎擬備；及

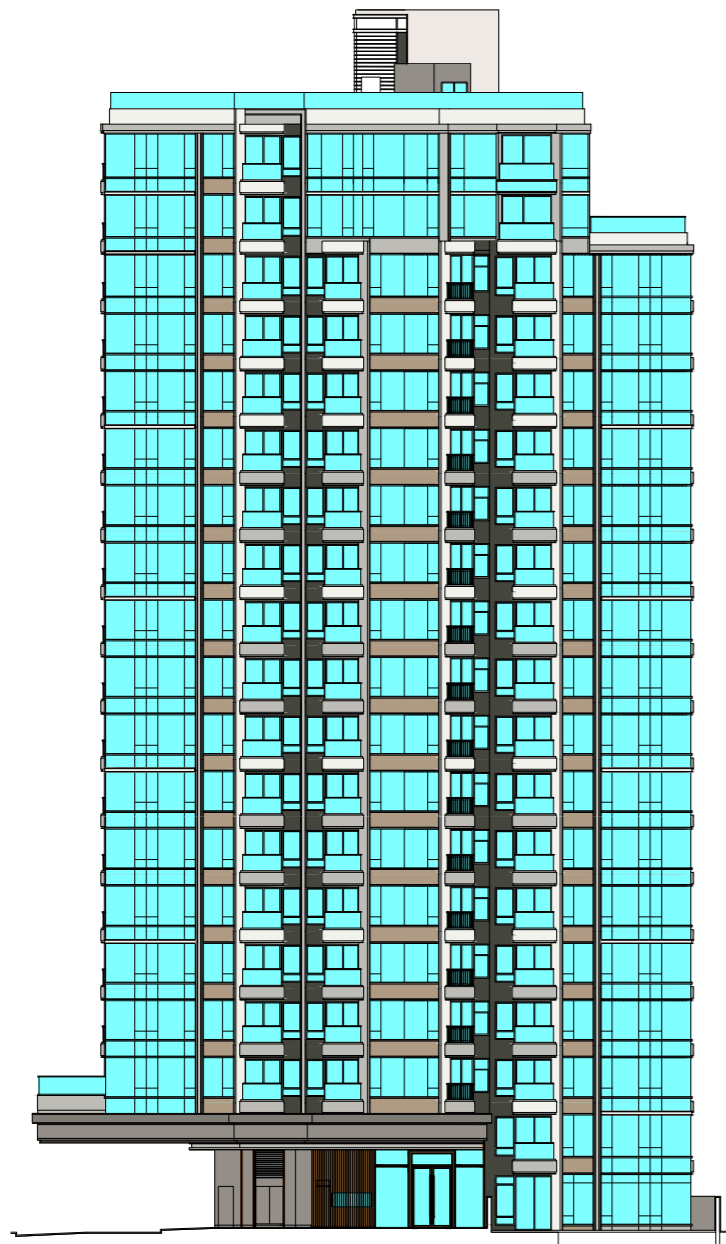
(b) 大致上與期數的外觀一致。

ELEVATION PLAN FOR THE PHASE 期數的立面圖



KEY PLAN
指示圖

TOWER 11 第11座

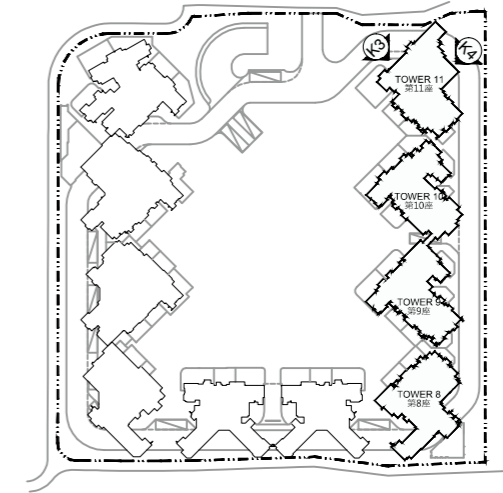


ELEVATION PLAN K3
立面圖 K3

TOWER 11 第11座



ELEVATION PLAN K4
立面圖 K4



Authorized Person for the Phase certified that the elevations shown on this plan:
(a) are prepared on the basis of the approved building plans for the Phase as of 07 May 2018; and
(b) are in general accordance with the outward appearance of the Phase.

期數的認何人士證明本圖顯示的立面：

- (a) 以2018年05月07日的情況為準的期數的經批准的建築圖則為基礎擬備；及
- (b) 大致上與期數的外觀一致。

INFORMATION ON COMMON FACILITIES IN THE PHASE 期數中的公用設施的資料

		Covered 有蓋	Uncovered 露天	Total Area 總面積
Residents' Clubhouse (including any recreational facilities for residents' use) 住客會所 (包括供住客使用的任何康樂設施)	sq. ft. 平方呎	Not applicable 不適用	Not applicable 不適用	Not applicable 不適用
	sq. m. 平方米	Not applicable 不適用	Not applicable 不適用	Not applicable 不適用
Communal garden or play area for residents' use on the roof, or on any floor between the roof and the lowest residential floor, of a building in the Phase (whether known as a communal sky garden or otherwise) 位於期數中的建築物的天台或在天台和最低一層住宅樓層之間的任何一層的·供住客使用的公用花園或遊樂地方 (不論是稱為公用空中花園或有其他名稱)	sq. ft. 平方呎	Not applicable 不適用	Not applicable 不適用	Not applicable 不適用
	sq. m. 平方米	Not applicable 不適用	Not applicable 不適用	Not applicable 不適用
Communal garden or play area for residents' use below the lowest residential floor of a building in the Phase (whether known as a covered and landscaped play area or otherwise) 位於期數中的建築物的最低一層住宅樓層以下的·供住客使用的公用花園或遊樂地方 (不論是稱為有蓋及園景的遊樂場或有其他名稱)	sq. ft. 平方呎	Not applicable 不適用	Not applicable 不適用	Not applicable 不適用
	sq. m. 平方米	Not applicable 不適用	Not applicable 不適用	Not applicable 不適用

Note:

- (1) The areas as specified above in square feet (if any) are converted at a rate of 1 square metre = 10.764 square feet and rounded off to the nearest whole square foot, which may be slightly different from that shown in square metre.
- (2) The covered area for Residents' Clubhouse serving Phase 2 of the Development has already been indicated in Sales Brochure for Phase 1 of the Development. Common facilities of all phases are intended for the common use and the benefit of the owners of residential units and their bona fide visitors of all phases. Please refer to the Deed of Mutual Covenant for details.

備註:

- (1) 上述所列之面積 (如有) 以英制之平方呎列明, 均以1平方米 = 10.764平方呎換算, 並以四捨五入至整數平方呎, 與以平方米顯示之面積可能有些微差異。
- (2) 發展項目第二期的有蓋「住客會所」面積已於第一期的售樓說明書中列出。各發展期數內的公用設施為供所有發展期數的住客及其訪客使用的公用及共享設施。詳情請參閱公契。

INSPECTION OF PLANS AND DEED OF MUTUAL COVENANT

閱覽圖則及公契

1. A copy of the outline zoning plan relating to the development is available at www.ozp.tpb.gov.hk.
2. A copy of the latest draft of every deed of mutual covenant in respect of the residential property as at the date on which the residential property is offered to be sold is available for inspection at the place at which the residential property is offered to be sold.
3. The inspection is free of charge.

1. 備有關於本發展項目的分區計劃大綱圖的文本供閱覽的互聯網網站的網址為www.ozp.tpb.gov.hk。
2. 關於住宅物業的每一公契在將住宅物業提供出售的日期的最新擬稿存放在住宅物業的售樓處，以供閱覽。
3. 無須為閱覽付費。

FITTINGS, FINISHES AND APPLIANCES

裝置、裝修物料及設備

1. Exterior Finishes

Item		Description		
a.	External wall	Type of finishes	Podium	Window wall, tiles, aluminium claddings, natural stones claddings, aluminium grille, stainless steel louvre, vertical greenery wall, metal grille and natural stones
			Residential Towers	Curtain wall, glass claddings, tiles, aluminium claddings, natural stones claddings, aluminium grilles and aluminium louvre
b.	Window	Material of frame	Fluorocarbon coated aluminium frame	
		Material of glass	Living /Dining Room and Bedrooms	Insulated Glazing Unit (IGU) with low-e coating glass (except the windows adjacent to A/C platform are tinted acid etched glass)
			Bathrooms	Tinted acid etched glass
			Store room	Tinted acid etched glass
			Kitchen	Tinted glass (except the following flats are fitted with Insulated Glazing unit (IGU) with low-e coatings glass <u>Tower 8:</u> Flats A1 at 20/F to 21/F)
c.	Bay window	Material of bay window	Not applicable	
		Window sill finishes	Not applicable	
d.	Planter (if applicable)	Type of finishes	Natural stones	
e.	Verandah or balcony	Type of finishes of balcony	Balcony	Installed with laminated tempered glass balustrade with aluminium capping
			Floor	Tiles
			Wall	Aluminium claddings and tiles
			Ceiling	Paint
		Whether balcony is covered	Balcony is covered	
	Verandah	Not applicable		
f.	Drying facilities for clothing	Type	Not applicable	
		Material	Not applicable	

1. 外部裝修物料

細項		描述		
a.	外牆	裝修物料的類型	基座	玻璃牆、瓦、鋁質覆蓋層板、天然石料覆蓋板、鋁質格柵、不銹鋼百葉、垂直綠化牆、金屬格柵及天然石
			住宅大廈	玻璃幕牆、玻璃覆蓋層板、瓦、鋁質覆蓋層板、天然石料覆蓋層板、鋁質格柵及鋁質百葉
b.	窗	框的用料	氟化碳塗層鋁質窗框	
		玻璃的用料	客/飯廳及睡房	採用雙層中空低輻射鍍膜玻璃 (除連接冷氣機平台的窗採用有色酸蝕玻璃)
			浴室	採用有色酸蝕玻璃
			儲物房	採用有色酸蝕玻璃
			廚房	採用有色玻璃 (除下列的單位採用雙層中空低輻射鍍膜玻璃 <u>第 8 座:</u> 20 樓至 21 樓的 A1 單位)
c.	窗台	窗台的用料	不適用	
		窗台板的裝修物料	不適用	
d.	花槽 (如適用)	裝修物料的類型	天然石	
e.	陽台或露台	露台裝修物料的類型	露台	裝有夾層鋼化玻璃欄杆連鋁質頂口
			地台	瓦
			牆身	鋁質覆蓋層板及瓦
			天花	油漆
		露台是否有蓋	露台均有蓋	
	陽台	不適用		
f.	乾衣設施	類型	不適用	
		用料	不適用	

FITTINGS, FINISHES AND APPLIANCES

裝置、裝修物料及設備

2. Interior Finishes

Item		Description	Description		
			Wall	Floor	Ceiling
a.	Lobby	Type of finishes of Tower Entrance Lift Lobbies at B/F	Natural stones, tiles, vinyl finish, metal finish, glass finish and mirror finish on exposed surfaces	Natural stones on exposed surfaces	Natural stones, metal finish and gypsum board with emulsion paint
		Type of finishes of Shuttle Lift Lobbies at B/F	Natural stones, metal finish and mirror finish on exposed surfaces	Natural stones on exposed surfaces	Metal finish and gypsum board with emulsion paint
		Type of finishes of Shuttle Lift Lobbies at G/F	Natural stones, tiles, metal finish and mirror finish on exposed surfaces	Natural stones on exposed surfaces	Metal finish and gypsum board with emulsion paint
		Type of finishes of Tower Entrance Lobby at G/F	Natural stones, tiles, wall paper, vinyl finish, metal finish, glass finish and mirror finish on exposed surfaces	Natural stones on exposed surfaces	Gypsum board with emulsion paint, mirror finish and metal finish
		Type of finishes of Tower Typical Floor Lift Lobbies	Natural stones, timber veneered, tiles, wall paper, metal finish, glass finish and fabric finish on exposed surfaces	Natural stones and tiles on exposed surfaces	Gypsum board with emulsion paint, mirror finish and metal finish

2. 室內裝修物料

細項		描述	描述		
			牆身	地板	天花
a.	大堂	地庫層大廈入口升降機大堂裝修物料的類型	天然石、瓦、仿皮革飾面、金屬飾面、玻璃飾面及鏡飾面鋪砌於外露位置	天然石鋪砌於外露位置	天然石、金屬飾面及石膏板面髹上乳膠漆
		地庫層穿梭升降機大堂裝修物料的類型	天然石、金屬飾面及鏡飾面鋪砌於外露位置	天然石鋪砌於外露位置	金屬飾面及石膏板面髹上乳膠漆
		地下穿梭升降機大堂裝修物料的類型	天然石、瓦、金屬飾面及鏡飾面鋪砌於外露位置	天然石鋪砌於外露位置	金屬飾面及石膏板面髹上乳膠漆
		地下大廈入口大堂裝修物料的類型	天然石、瓦、牆紙、仿皮革飾面、金屬飾面、玻璃飾面及鏡飾面鋪砌於外露位置	天然石鋪砌於外露位置	石膏板面髹上乳膠漆、鏡飾面及金屬飾面
		大廈標準層升降機大堂裝修物料的類型	天然石、木皮飾面、瓦、牆紙、金屬飾面、玻璃飾面及布飾面鋪砌於外露位置	天然石及瓦鋪砌於外露位置	石膏板面髹上乳膠漆、鏡飾面及金屬飾面

2. Interior Finishes

Item			Description	
			Wall	Ceiling
b.	Internal wall and ceiling	Type of finishes of Living/Dining Room and Bedrooms	Emulsion paint on exposed surfaces	Emulsion paint where exposed and gypsum board bulkhead finished with emulsion paint

2. 室內裝修物料

細項			描述	
			牆身	天花
b.	內牆及天花板	客廳/飯廳及睡房裝修物料的类型	乳膠漆髹於外露位置	外露位置髹上乳膠漆及石膏板假樑髹上乳膠漆

FITTINGS, FINISHES AND APPLIANCES

裝置、裝修物料及設備

2. Interior Finishes

Item		Description			
			Floor / Skirting	Flat	
c.	Internal Floor	1. Material for Living /Dining Room (on exposed surfaces)	Floor	1.1 Tiles	Applicable to all flats (except those flats as stated in 1.2 of item 2c in the table.)
				1.2 Natural stones	<u>Tower 8, 9, 10 and 11:</u> Flat A1 at 20/F to 21/F
			Skirting	1.3 Engineered timber	Applicable to all flats (except those flats as stated in 1.2 of item 2c in the table.)
				1.4 Natural stones	Applicable to flats as stated in 1.2 of item 2c in the table
		2. Material for Bedrooms (on exposed surfaces)	Floor	2.1 Engineered timber flooring; reconstituted stone border provided between the bedroom and utility platform or flat roof or garden door	Applicable to all flats
			Skirting	2.2 Engineered timber	Applicable to all flats

2. 室內裝修物料

細項		描述			
			地板 / 牆腳線	單位	
c.	內部地板	1. 客廳及飯廳的用料 (外露位置)	地板	1.1 瓦	適用於所有單位 (表格 2c 項目的 1.2 所描述的單位除外)
				1.2 天然石	<u>第 8、9、10 及 11 座:</u> 20 樓至 21 樓的 A1 單位
			牆腳線	1.3 複合木	適用於所有單位 (表格 2c 項目的 1.2 所描述的單位除外)
				1.4 天然石	適用於表格 2c 項目的 1.2 所描述的單位
		2. 睡房的用料 (外露位置)	地板	2.1 複合木地板; 睡房與工作平台或平台或花園門之間鋪砌人造石圍邊	適用於所有單位
			牆腳線	2.2 複合木	適用於所有單位

2. Interior Finishes

Item	Description			
		Ceiling / Floor / Wall		Flat
d. Bathroom	1. Type of finishes	Ceiling (on exposed surfaces)	1.1 Gypsum board in emulsion paint and aluminum ceiling	Applicable to all flats
		Floor	1.2 Floor are finished with reconstituted Reconstituted stones where exposed	Applicable to all flats (except those flats as stated in 1.3 of item 2d in the table)
			1.3 Floors are finished with natural stones where exposed	<u>Tower 8, 9, 10 and 11:</u> Flat A1 at 20/F to 21/F
		Wall	1.4 Walls are finished with tiles, mirror finish and metal finish on exposed surfaces up to false ceiling (Tiles on the back of basin cabinet)	Applicable to all flats with bathrooms that are fitted with bath tub (except those flats as stated in item 1.3 of item 2d in the table)
			1.5 Walls are finished with tiles, mirror finish, metal finish and solid surfacing on exposed surfaces up to false ceiling (Tiles on the back of basin cabinet)	Applicable to all flats that the bathrooms are fitted with shower cubicle (except those flats as stated in item 1.3 of item 2d in the table)
			1.6 Walls are finished with natural stones, metal finish and mirror finish on exposed surface up to false ceiling (Tiles on the back of basin cabinet)	Applicable to those flats as stated in 1.3 of item 2d table
2. Wall finishes on exposed walls are up to level of false ceiling				

2. 室內裝修物料

細項	描述			
		天花 / 地板 / 牆身		單位
d. 浴室	1. 裝修物料的类型	天花 (外露位置)	1.1.石膏板面髹上乳膠漆及鋁質天花	適用於所有單位
		地板	1.2 地板外露位置鋪砌人造石	適用於所有單位 (表格 2d 項目 1.3 所描述的單位除外)
			1.3 地板外露位置鋪砌天然石	第 8、9、10 及 11 座： 20 樓至 21 樓的 A1 單位
		牆身	1.4 牆身外露位置鋪砌瓦、鏡飾面及金屬飾面至假天花高度 (洗手盆櫃背鋪瓦)	適用於所有裝有浴缸的浴室之單位 (表格 2d 項目 1.3 所描述的單位除外)
			1.5 牆身外露位置鋪砌瓦、鏡飾面、金屬飾面及實體面材至假天花高度 (洗手盆櫃背鋪瓦)	適用於所有裝有淋浴間的浴室之單位 (表格 2d 項目 1.3 所描述的單位除外)
			1.6 牆身外露位置鋪砌天然石、金屬飾面及鏡飾面至假天花高度 (洗手盆櫃背鋪瓦)	適用於表格 2d 項目 1.3 所描述的單位
2. 牆身外露位置的裝修物料鋪砌至假天花底				

FITTINGS, FINISHES AND APPLIANCES

裝置、裝修物料及設備

2. Interior Finishes

Item		Description			
		Wall / Floor / Ceiling / Cooking bench	Flat		
e.	Kitchen	1. Types of finishes	Wall (on exposed surfaces)	1.1 Natural stones, mirror finish and metal finish (Tiles on the back of kitchen cabinet)	Applicable to the following flats <u>Tower 8, 9, 10 and 11:</u> Flat A1 at 20/F to 21/F
				1.2 Tiles, mirror finish, metal finish and solid surfacing (Tiles on the back of kitchen cabinet)	Applicable to all flats with enclosed kitchen (except those flats as stated in 1.1 of item 2e in the table)
				1.3 Solid surfacing, mirror finish and plastic laminate finish (Tiles on the back of kitchen cabinet)	Applicable to all flats with open kitchen
			Floor (on exposed surfaces)	1.4 Natural stones	Applicable to the flats as stated in 1.1 of item 2e in the table
				1.5 Tiles	Applicable to all flats (except those flats as stated in 1.1 of item 2e in the table)
			Ceiling (on exposed surfaces)	1.6 Gypsum board with emulsion paint and aluminium ceiling	Applicable to all flats with enclosed kitchen
				1.7 Gypsum board with emulsion paint	Applicable to all flats with open kitchen
			Cooking bench	1.8 Reconstituted stones	Applicable to the flats as stated in 1.1 of item 2e in the table
				1.9 Solid surfacing	Applicable to all flats (except those flats as stated in 1.1 of item 2e in the table)
				2. Wall finishes on exposed walls are up to level of false ceiling	

2. 室內裝修物料

項目		描述			
		牆身 / 地台 / 天花 / 灶台	單位		
e.	廚房	1. 裝修物料的類型	牆身 (外露位置)	1.1 天然石、鏡飾面及金屬飾面 (廚櫃背鋪瓦)	適用於下列的單位 <u>第 8、9、10 及 11 座:</u> 20 樓至 21 樓的 A1 單位
				1.2 瓦、鏡飾面、金屬飾面及實體面材 (廚櫃背鋪瓦)	適用於所有設有圍封式廚房的單位 (表格 2e 項目 1.1 所描述的單位除外)
				1.3 實體面材、鏡飾面及膠板飾面 (廚櫃背鋪瓦)	適用於所有設有開放式廚房的單位
			地板 (外露位置)	1.4 天然石	適用於表格 2e 項目 1.1 所描述的單位
				1.5 瓦	適用於所有的單位 (表格 2e 項目 1.1 所描述的單位除外)
			天花 (外露位置)	1.6 石膏板面髹上乳膠漆及鋁質天花	適用於所有設有圍封式廚房的單位
				1.7 石膏板面髹上乳膠漆	適用於所有設有開放式廚房的單位
			灶台	1.8 人造石	適用於表格 2e 項目 1.1 所描述的單位
				1.9 實體面材	適用於所有單位 (表格 2e 項目 1.1 所描述的單位除外)
				2. 牆身外露位置的裝修物料鋪砌至假天花底	

3. Interior Fittings

Item	Description				
		Material	Finishes	Accessories	
a.	Doors	Main Entrance door	Fire-rated solid core timber door	Timber veneered and metal finish	Door viewer, door closer, lockset with handle and door stopper
		Bedroom door	Solid core timber door	Timber veneered	Lockset with handle and door stopper
		Bathroom door	Applicable to the Master Bathroom and Bathroom with window: Solid core timber door	Timber veneered and laminated plastic finish	Lockset with handle and door stopper
			Applicable to the Master Bathroom and Bathroom without window: Solid core timber door with louvre		
		Kitchen door	Fire-rated solid core timber door with fire-rated glass vision panel	Timber veneered with glass vision panel	Door handle, door closer and door stopper
		Lavatory door	Aluminium frame with tempered glass door	Powder coated aluminium frame with sandblasted glass	Lockset and handle
		Store Room door	Solid core timber door	Timber veneered	Applicable to the rooms with sliding door: Lockset with handle and door stopper
					Applicable to the rooms with swing door : Lockset with handle and door closer
Utility Room door	Fire-rated solid core timber door	Timber veneered	Lockset with handle, door closer and door stopper		
Utility Platform door	Aluminium frame with glass door	Glass and fluorocarbon coated aluminium frame	Lockset with handle (except the following flats are fitted with lockset with handle and door closer <u>Tower 8:</u> All flats A6, B1, B2 and B3 <u>Tower 9:</u> All flats A3 and B5 <u>Tower 10:</u> Flat A3 at 1/F to 3/F, 5/F to 12/F and 15/F to 21/F; and all flats B5 <u>Tower 11:</u> All flats B5)		

3. 室內裝置

細項	描述				
		用料	裝修物料	配件	
a.	門	單位大門	防火實心木門	木皮飾面及金屬飾面	防盜眼、門鼓、門鎖連拉手及門擋
		睡房門	實心木門	木皮飾面	門鎖連拉手及門擋
		浴室門	適用於有窗的主人浴室及浴室： 實心木門	木皮飾面及膠板飾面	門鎖連拉手及門擋
			適用於無窗的主人浴室及浴室： 實心木門連百葉		
		廚房門	防火實心木門配防火玻璃視窗	木皮飾面配玻璃視窗	拉手、門鼓及門擋
		洗手間門	鋁質框配鋼化玻璃門	粉末塗層鋁質框配噴沙玻璃	門鎖及拉手
		儲物房門	實心木門	木皮飾面	適用於配趟門的房： 門鎖連拉手及門擋
					適用於配掩門的房： 門鎖連拉手及門鼓
工作間房門	防火實心木門	木皮飾面	門鎖連拉手、門鼓及門擋		
工作平台門	鋁質框配玻璃門	玻璃及氟化碳塗鋁質門框	門鎖連拉手 (除以下單位裝配門鎖連拉手及門鼓 <u>第 8 座：</u> 所有 A6、B1、B2 及 B3 的單位 <u>第 9 座：</u> 所有 A3 及 B5 的單位 <u>第 10 座：</u> 1 樓至 3 樓、5 樓至 12 樓及 15 至 21 樓的 A3 單位；及所有 B5 的單位 <u>第 11 座：</u> 所有 B5 的單位)		

FITTINGS, FINISHES AND APPLIANCES

裝置、裝修物料及設備

3. Interior Fittings

Item	Description				
		Material	Finishes	Accessories	
a.	Doors	Balcony door	Aluminium frame with glass door	Glass and fluorocarbon coated aluminium frame	Lockset with handle
		Flat Roof door	Aluminium frame with glass door	Glass and fluorocarbon coated aluminium frame	Lockset with handle (except Flat A3 at 2/F of Tower 11 is fitted with lockset with handle and door closer)
		Roof door	Aluminium frame with glass door	Glass and fluorocarbon coated aluminium frame	Lockset with handle
		Door from Living Room to Garden	Aluminium frame with glass door	Glass and fluorocarbon coated aluminium frame	Lockset with handle
		Door from Master Bedroom to Garden	Aluminium frame with glass door	Glass and fluorocarbon coated aluminium frame	Lockset with handle
		Door from Garden to Common Area	Aluminium	Fluorocarbon coated aluminium	Lockset and handle
		Door from Flat Roof to Common Area	Aluminium	Fluorocarbon coated aluminium	Lockset

3. 室內裝置

細項	描述				
		用料	裝修物料	配件	
a.	門	露台門	鋁質框配玻璃門	玻璃及氟化碳塗鋁質門框	門鎖連拉手
		平台門	鋁質框配玻璃門	玻璃及氟化碳塗鋁質門框	門鎖連拉手 (除第 11 座 2 樓的 A3 單位裝配門鎖連拉手及門鼓)
		天台門	鋁質框配玻璃門	玻璃及氟化碳塗鋁質門框	門鎖連拉手
		客廳出花園的門	鋁質框配玻璃門	玻璃及氟化碳塗鋁質門框	門鎖連拉手
		主人睡房出花園的門	鋁質框配玻璃門	玻璃及氟化碳塗鋁質門框	門鎖連拉手
		花園出公共範圍的門	鋁質	氟化碳塗鋁質	門鎖及拉手
		平台出公共範圍的門	鋁質	氟化碳塗鋁質	門鎖

3. Interior Fittings

Item		Description			
		Fittings & Equipment	Type	Material	Flat
b.	Bathroom	1. Type and material of fittings and equipment	Basin counter top	1.1 Natural stones	Applicable to all flats
			Basin cabinet	1.2 Wooden cabinet with timber veneered, plastic laminate and metal finish	Applicable to all flats (except the following flats as stated in 1.3 of item 3b in the table)
				1.3 Wooden cabinet with timber veneered, plastic laminate, metal finish and glass finish door panel	Applicable to the following flats <u>Tower 8, 9, 10 and 11:</u> Flat A1 at 20/F to 21/F
			Mirror cabinet	1.4 Wooden cabinet with mirror finish, metal finish, plastic laminated and natural stones	Applicable to all flats
			Cabinet	1.5 Wooden cabinet with tile finish, plastic laminate and metal finish	Applicable to the bathrooms which are fitted with sliding door (except those flats stated in 1.6 of item 3b in the table)
				1.6 Wooden cabinet with plastic laminate and metal finish	Applicable to the following flats <u>Tower 8, 9, 10 and 11:</u> Flat A1 at 20/F to 21/F

3. 室內裝置

細項		描述			
		裝置及設備	類型	用料	單位
b.	浴室	1. 裝置及設備的類型及用料	洗手盆檯面	1.1 天然石	適用於所有的單位
			洗手盆櫃	1.2 木皮飾面、膠板及金屬飾面木製櫃	適用於所有的單位 (表格 3b 項目 1.3 所描述的單位除外)
				1.3 木皮飾面、膠板、金屬飾面及玻璃飾面木製櫃	適用於下列的單位 第 8、9、10 及 11 座： 20 樓至 21 樓的 A1 單位
			鏡櫃	1.4 鏡飾面、金屬飾面、膠板及天然石木製櫃	適用於所有的單位
			櫃	1.5 瓦飾面、膠板及金屬飾面木製櫃	適用於配有趟門的浴室, (表格 3b 項目 1.6 所描述的單位除外)
				1.6 膠板及金屬飾面木製櫃	適用於下列的單位 第 8、9、10 及 11 座： 20 樓至 21 樓的 A1 單位

FITTINGS, FINISHES AND APPLIANCES

裝置、裝修物料及設備

3. Interior Fittings

Item		Description				
		Fittings & Equipment		Type	Material	
b.	Bathroom	1. Type and material of fittings and equipment (if applicable)	Bathroom fittings	Wash basin mixer	Chrome plated	
				Water closet	Vitreous china	
				Wash basin	Vitreous china	
				Shower set	Chrome plated	
				Shower cubicle	Tempered glass and stainless steel	
				Towel bar	Stainless steel	
				Paper holder	Chrome plated or black electroplating	
				Robe hook	Chrome plated	
		Bathroom appliances	For brand name and model number of appliances provision, please refer to the "Appliances Schedules"			
		2. Type and material of water supply system	Cold water supply	Copper water pipes with thermal insulation		
Hot water supply	Copper water pipes with thermal insulation					
3. Type and material of bathing facilities (including shower or bath tub, if applicable)	Shower	Shower set	Chrome plated			
	Bath tub	Bath tub	Enameled cast-iron			
4. Size of bath tub	1500mm(L) x 700mm(W) x 430mm(H) (Applicable to all bathrooms with bath tub)					

3. 室內裝置

細項		描述				
		裝置及設備		類型	用料	
b.	浴室	1. 裝置及設備的類型及用料 (如適用)	浴室裝置	洗手盆水龍頭	鍍鉻	
				坐廁	瓷	
				洗手盆	瓷	
				花灑套裝	鍍鉻	
				淋浴間	鋼化玻璃及不銹鋼	
				毛巾棍	不銹鋼	
				廁紙架	鍍鉻或黑色電鍍	
				掛勾	鍍鉻	
				浴室設備	有關設備的品牌及產品型號，請參閱「設備說明表」	
		2. 供水系統的類型及用料	冷水供應	配有隔熱層之銅喉		
熱水供應	配有隔熱層之銅喉					
3. 沐浴設施類型及用料 (包括花灑或浴缸，如適用)	花灑	花灑套裝	鍍鉻			
	浴缸	浴缸	搪瓷鑄鐵			
4. 浴缸大小	1500 毫米(長)x 700 毫米(闊)x 430 毫米(高) (適用於所有設有浴缸的浴室)					

3. Interior Fittings

Item		Description				
		Material				
c.	Kitchen	1. Sink unit	Stainless steel			
		2. Water supply system	Copper water pipes with thermal insulation for cold water supply and hot water supply			
		3. Kitchen cabinet	Material	Finishes	Flat	
			3.1 Wooden cabinet	Metal finish, high gloss lacquered finish, matt lacquered finish and wood décor laminate finish	Applicable to all flats with enclosed kitchen	
		3.2 Wooden cabinet	Metal finish, wood décor laminate finish and mirror finish	Applicable to all flats with open kitchen		
		4. Type of all other fittings and equipment	Other fittings	Chrome plated sink mixer		
			Other equipment	Concealed sprinkler head (Applicable to open kitchen only)		
Appliances	For brand name and model number of appliances provision, please refer to the "Appliances Schedules"					
d.	Bedroom	Type and material of fittings	Not applicable			

3. 室內裝置

細項		描述				
		用料				
c.	廚房	1. 洗滌盆	不銹鋼			
		2. 供水系統	冷水喉及熱水喉均採用配有隔熱層之銅喉			
		3. 廚櫃	用料	裝修物料	單位	
			3.1 木製櫃	金屬飾面、高光漆飾面板、啞光漆飾面及木紋膠板飾面	適用於所有設有圍封式廚房的單位	
		3.2 木製櫃	金屬飾面、木紋膠板飾面及鏡飾面	適用於所有設有開放式廚房的單位		
		4. 所有其他裝置及設備的類型	其他裝置	鍍鉻冷熱水龍頭		
			其他設備	隱蔽式消防花灑頭 (只適用於開放式廚房)		
設備	有關設備的品牌及產品型號，請參閱「設備說明表」					
d.	睡房	裝置的類型及用料	不適用			

FITTINGS, FINISHES AND APPLIANCES

裝置、裝修物料及設備

3. Interior Fittings

Item		Description		
		Type		
e.	Telephone	Location and number of connection points	Please refer to the "Schedule of Mechanical and Electrical Provisions of Flats"	
f.	Aerials	Location and number of connection points	Please refer to the "Schedule of Mechanical and Electrical Provisions of Flats"	
g.	Electrical installations	1. Electrical fittings (Including safety devices)	Electrical fittings	Faceplate for all switches and power sockets
			Safety devices	Three phases electricity supply with distribution board are provided in all flats
		2. Whether conduits are concealed or exposed	Conduits are partly concealed and partly exposed ¹	
h.	Gas supply	Type	Towngas (Applicable to enclosed kitchen only)	
		System	Gas supply pipe is provided and connected to gas hob and gas water heater for flats (Applicable to enclosed kitchen only)	
		Location	For the location of gas connection points, please refer to the "Schedule of Mechanical and Electrical Provisions of Flats"	

Remarks:

- Other than those parts of the conduits and water pipes concealed within concrete, the rest of the conduits and water pipes are exposed. The exposed conduits and water pipes may be covered or hidden by false ceilings, bulkheads, cabinets, claddings, non-concrete partition walls, designated pipe ducts or other materials.

3. 室內裝置

細項		描述		
		類型		
e.	電話	接駁點的位置及數目	請參閱「單位機電裝置數量說明表」	
f.	天線	接駁點的位置及數目	請參閱「單位機電裝置數量說明表」	
g.	電力裝置	1. 供電附件 (包括安全裝置)	供電附件	提供開關掣及插座之面板
			安全裝置	三相電力並裝妥配電箱提供於所有單位
		2. 導管是隱藏或外露	導管是部分隱藏及部分外露 ¹	
h.	氣體供應	類型	煤氣 (只適用於圍封式廚房)	
		系統	單位的煤氣喉接駁煤氣煮食爐及煤氣熱水爐 (只適用於圍封式廚房)	
		位置	煤氣接駁點的位置請參閱「單位機電裝置數量說明表」	

備註：

- 除部分隱藏於混凝土內之導管及水管外，其他部分的導管及水管均為外露。外露的導管及水管可能被假天花、假陣、貯存櫃、面板、非混凝土間隔牆、指定之管道槽位或其他物料遮蓋或暗藏。

3. Interior Fittings

Item		Description	
i.	Washing machine connection point	Location	Please refer to the "Schedule of Mechanical and Electrical Provisions of Flats"
		Design	Drain point and water point are provided for Washer Dryer
j.	Water supply	Material of water pipes	Copper water pipes with thermal insulation are provided for cold water supply and hot water supply
		Whether water pipes are concealed or exposed	Water pipes are partly concealed and partly exposed ¹
		Whether hot water is available	Hot water supply for kitchens, bathrooms and lavatories

Remarks:

- Other than those parts of the conduits and water pipes concealed within concrete, the rest of the conduits and water pipes are exposed. The exposed conduits and water pipes may be covered or hidden by false ceilings, bulkheads, cabinets, claddings, non-concrete partition walls, designated pipe ducts or other materials.

3. 室內裝置

細項		描述	
i.	洗衣機接駁點	位置	請參閱「單位機電裝置數量說明表」
		設計	設有洗衣乾衣機來水及去水接駁喉點
j.	供水	水管的用料	冷水喉及熱水喉均採用配有隔熱層之銅喉
		水管是隱藏或外露	水管是部分隱藏及部分外露 ¹
		有否熱水供應	廚房、浴室及洗手間均有熱水供應

備註：

- 除部分隱藏於混凝土內之導管及水管外，其他部分的導管及水管均為外露。外露的導管及水管可能被假天花、假陣、貯存櫃、面板、非混凝土間隔牆、指定之管道槽位或其他物料遮蓋或暗藏。

FITTINGS, FINISHES AND APPLIANCES

裝置、裝修物料及設備

4. Miscellaneous

Item		Description	
		Residential lift	
a.	Lifts	1. Brand name and model number	KONE Lift No. L14 to L21: KONE 3000 MiniSpace
		2. Number of Lifts	8
		3. Floors served by them	Lift No. L14: B/F to 21/F (Tower 8) Lift No. L15: B/F to 21/F (Tower 8) Lift No. L16: B/F to 21/F (Tower 9) Lift No. L17: B/F to 21/F (Tower 9) Lift No. L18: B/F to 21/F (Tower 10) Lift No. L19: B/F to 21/F (Tower 10) Lift No. L20: B/F to 21/F (Tower 11) Lift No. L21: B/F to 21/F (Tower 11) Omitted floor numbers: 4/F, 13/F and 14/F
b.	Letter box	Material	Stainless steel
c.	Refuse collection	1. Mean of refuse collection	Collected by cleaners
		2. Location of refuse room	Refuse Storage and Material Recovery Room is provided in the common area of each residential floor. Refuse Storage and Material Recovery Chamber is provided on B/F.

The vendor undertakes that if lifts or appliances of the specified brand name or model number are not installed in the Phase, lifts or appliances of comparable quality will be installed.

4. 雜項

細項		描述	
		住宅升降機	
a.	升降機	1. 品牌名稱及產品型號	通力 L14 至 L21 號升降機 : KONE 3000 MiniSpace
		2. 升降機的數目	8
		3. 升降機到達的樓層	L14 號升降機 : 地庫至 21 樓 (第 8 座) L15 號升降機 : 地庫至 21 樓 (第 8 座) L16 號升降機 : 地庫至 21 樓 (第 9 座) L17 號升降機 : 地庫至 21 樓 (第 9 座) L18 號升降機 : 地庫至 21 樓 (第 10 座) L19 號升降機 : 地庫至 21 樓 (第 10 座) L20 號升降機 : 地庫至 21 樓 (第 11 座) L21 號升降機 : 地庫至 21 樓 (第 11 座) 被略去的樓層號數: 4 樓、13 樓及 14 樓
b.	信箱	用料	不銹鋼
c.	垃圾收集	1. 垃圾收集的方法	由清潔工人收集垃圾
		2. 垃圾房的位置	各住宅樓層之公用地方均設有垃圾及物料回收房、另垃圾及物料回收站設於地庫層。

賣方承諾如期數中沒有安裝指明的品牌名稱或產品型號的升降機或設備，便會安裝品質相若的升降機或設備。

4. Miscellaneous

Item		Description			
		Water meter	Electricity meter	Gas meter	
d.	Water meter, electricity meter and gas meter	1. Location	Meter for each flat inside Water Meter Cabinet on each floor	Meter for each flat inside Electric Meter Room on each floor	Inside each enclosed kitchen (Not applicable to all open kitchen)
		2. Whether they are individual or communal meters for residential properties	Individual meter	Individual meter	Individual meter

The vendor undertakes that if lifts or appliances of the specified brand name or model number are not installed in the Phase, lifts or appliances of comparable quality will be installed.

4. 雜項

細項		描述			
		水錶	電錶	氣體錶	
d.	水錶、電錶及氣體錶	1. 位置	各單位水錶設於每樓層之水錶櫃	各單位電錶設於每樓層之電錶房	設於各圍封式廚房內 (不適用於所有開放式廚房)
		2. 就住宅單位而言是獨立抑或公用的錶	獨立錶	獨立錶	獨立錶

賣方承諾如期數中沒有安裝指明的品牌名稱或產品型號的升降機或設備，便會安裝品質相若的升降機或設備。

FITTINGS, FINISHES AND APPLIANCES

裝置、裝修物料及設備

5. Security Facilities

Item	Description		
Security system and equipment	Access control and security system	Smart card access control system are installed at B/F & G/F residential entrance lobby, clubhouse and lift cars for resident access.	
	CCTV	CCTV cameras are provided at boundary fence wall, residential entrance lobby, staircase exits at roof and all lifts connecting to the G/F caretaker office.	
	Alarm control panel	System	Flat
		Infrared sensors and door contacts connecting to the alarm control panel inside flat unit and G/F caretaker office.	Applicable to the following flats <u>Tower 8 :</u> Flat A2, A3 and A5 at G/F <u>Tower 9 :</u> Flat A1, A2, A5, B1, B2, B3 and B6 at G/F <u>Tower 10 :</u> Flat A1, A2, A3, A5, B1 and B6 at G/F <u>Tower 11 :</u> Flat A1, B1, B2 and B3 at G/F
		Intrusion detection system	Infrared sensors are provided at boundary fence wall connecting to the G/F caretaker office.
Video door phone	Color display screen for video door phone connected to the G/F caretaker office is provided in each residential flat.		

The vendor undertakes that if lifts or appliances of the specified brand name or model number are not installed in the Phase, lifts or appliances of comparable quality will be installed.

5. 保安設施

細項	描述		
保安系統及設備	入口通道控制及保安系統	地庫及地下住宅入口大堂、會所及住客升降機裝有智能咭保安系統。	
	閉路電視	邊界圍牆、住宅入口大堂、天台之樓梯出口及所有升降機均裝有閉路電視連接地下管理處。	
	警報控制器	系統	單位
		紅外線感應器及門磁連接住宅單位警報控制器及地下管理處。	適用於下列的單位 <u>第 8 座 :</u> 地下的 A2、A3 及 A5 單位 <u>第 9 座 :</u> 地下的 A1、A2、A5、B1、B2、B3 及 B6 單位 <u>第 10 座 :</u> 地下的 A1、A2、A3、A5、B1 及 B6 單位 <u>第 11 座 :</u> 地下的 A1、B1、B2 及 B3 單位
	入侵偵測系統	邊界圍牆裝有紅外線感應器連接地下管理處。	
視像對講機	各住宅單位均裝配彩色屏幕門口視像對講機連接地下管理處。		

賣方承諾如期數中沒有安裝指明的品牌名稱或產品型號的升降機或設備，便會安裝品質相若的升降機或設備。

6. Appliances

Item	Description
Appliance	For the brand name and model number, please refer to the "Appliances Schedules".

The vendor undertakes that if lifts or appliances of the specified brand name or model number are not installed in the Phase, lifts or appliances of comparable quality will be installed.

6. 設備

細項	描述
設備	有關品牌名稱及產品型號，請參閱「設備說明表」。

賣方承諾如期數中沒有安裝指明的品牌名稱或產品型號的升降機或設備，便會安裝品質相若的升降機或設備。

FITTINGS, FINISHES AND APPLIANCES

裝置、裝修物料及設備

Appliances Schedule - Kitchen / Open Kitchen

設備說明表 - 廚房 / 開放式廚房

Tower 8 : G/F - 1/F

第8座：地下至1樓

Location 位置	Appliance 設備	Brand Name 品牌名稱	Model No. 型號	Flats 單位		
				A2	A3	A5
Kitchen / Open Kitchen 廚房 / 開放式廚房	Microwave Oven with Grill 微波燒烤爐	SIEMENS 西門子	BE634LGS1B	✓	✓	✓
	Combi-oven with Microwave 微波焗爐	SIEMENS 西門子	CM656GBS1B	-	-	-
	Induction Hob 電磁爐	SIEMENS 西門子	EH375FBB1E	-	-	-
			EH675LDC2E	✓	✓	✓
		GAGGENAU	VI 230 134	-	-	-
	Gas Hob 煤氣爐	GAGGENAU	VG 231 334 HK	-	-	-
			VG 232 334 SG	-	-	-
	Cooker Hood 抽油煙機	GAGGENAU	AF 210 161	✓	✓	✓
			AF 210 191	-	-	-
			AW 240 190	-	-	-
	Washer Dryer 洗衣乾衣機	SIEMENS 西門子	WK14D321HK	✓	✓	✓
	Refrigerator 雪櫃	SIEMENS 西門子	KI86NAF31K	✓^	✓^	✓^
			KU15RA65HK	-	-	-
Electric Water Heater 電熱水爐	STIEBEL ELTRON 斯寶亞創	DHM 6	✓	✓	✓	
Gas Water Heater 煤氣熱水爐	TGC 煤氣公司	TNJW221TFL	-	-	-	
Exhaust Fan 抽氣扇	GELEC 通用電器	DPT15-34H	-	-	-	

Notes:

1. The symbol "✓" as shown in the above table denotes "Provided".
2. The symbol "-" as shown in the above table denotes "Not Provided".
3. The symbol "*" as shown in the above table denotes "Gas Water Heater shared with Bathroom, Lavatory inside Utility Room and Kitchen and installed inside Kitchen".
4. The symbol "#" as shown in the above table denotes "Gas Water Heater shared with Bathroom and Kitchen and installed inside Kitchen".
5. The symbol "^" as shown in the above table denotes "Refrigerator installed inside Living Room / Dining Room".
6. The Vendor may substitute the appliances with the same model but with opposite side of hinge which is of comparable quality.
7. The Vendor undertakes that if lifts or appliances of specified brand name or model number are not installed in the Phase, lifts or appliances of comparable quality will be installed.

備註：

1. 上表 "✓" 代表「提供」。
2. 上表 "-" 代表「不提供」。
3. 上表 "*" 代表煤氣熱水爐與浴室、工作間內之洗手間及廚房共用並安裝於廚房內。
4. 上表 "#" 代表煤氣熱水爐與浴室及廚房共用並安裝於廚房內。
5. 上表 "^" 代表雪櫃安裝於客廳/ 飯廳內。
6. 賣方可能以品質相若的對等相反鉸鏈型號代替設備。
7. 賣方承諾如期數中沒有安裝指明的品牌名稱或產品型號的升降機或設備，便會安裝品質相若的升降機或設備。

Appliances Schedule - Kitchen / Open Kitchen

設備說明表 - 廚房 / 開放式廚房

Tower 8 : 2/F - 3/F, 5/F - 12/F and 15/F - 19/F

第8座：2樓至3樓、5樓至12樓及15樓至19樓

Location 位置	Appliance 設備	Brand Name 品牌名稱	Model No. 型號	Flats 單位										
				A1	A2	A3	A5	A6	B1	B2	B3	B5		
Kitchen / Open Kitchen 廚房 / 開放式廚房	Microwave Oven with Grill 微波燒烤爐	SIEMENS 西門子	BE634LGS1B	✓	✓	✓	✓	✓	✓	✓	-	✓	✓	
	Combi-oven with Microwave 微波焗爐	SIEMENS 西門子	CM656GBS1B	-	-	-	-	-	-	-	✓	-	-	
	Induction Hob 電磁爐		SIEMENS 西門子	EH375FBB1E	-	-	-	-	-	✓	-	-	-	-
				EH675LDC2E	✓	✓	✓	✓	✓	-	-	✓	✓	
			GAGGENAU	VI 230 134	-	-	-	-	-	-	-	-	-	-
	Gas Hob 煤氣爐		GAGGENAU	VG 231 334 HK	-	-	-	-	-	-	✓	-	-	
				VG 232 334 SG	-	-	-	-	-	-	✓	-	-	
	Cooker Hood 抽油煙機		GAGGENAU	AF 210 161	✓	✓	✓	✓	✓	✓	✓	-	✓	✓
				AF 210 191	-	-	-	-	-	-	✓	-	-	
				AW 240 190	-	-	-	-	-	-	-	-	-	
	Washer Dryer 洗衣乾衣機		SIEMENS 西門子	WK14D321HK	✓	✓	✓	✓	✓	✓	✓	✓	✓	
	Refrigerator 雪櫃		SIEMENS 西門子	KI86NAF31K	✓^	✓^	✓^	✓^	✓^	✓^	✓^	✓	✓^	✓^
				KU15RA65HK	-	-	-	-	-	-	-	-	-	-
Electric Water Heater 電熱水爐		STIEBEL ELTRON 斯寶亞創	DHM 6	✓	✓	✓	✓	✓	✓	-	✓	✓		
Gas Water Heater 煤氣熱水爐		TGC 煤氣公司	TNJW221TFL	-	-	-	-	-	-	✓*	-	-		
Exhaust Fan 抽氣扇		GELEC 通用電器	DPT15-34H	-	-	-	-	-	-	✓	-	-		

Notes:

1. The symbol "✓" as shown in the above table denotes "Provided".
2. The symbol "-" as shown in the above table denotes "Not Provided".
3. The symbol "*" as shown in the above table denotes "Gas Water Heater shared with Bathroom, Lavatory inside Utility Room and Kitchen and installed inside Kitchen".
4. The symbol "# " as shown in the above table denotes "Gas Water Heater shared with Bathroom and Kitchen and installed inside Kitchen".
5. The symbol "^" as shown in the above table denotes "Refrigerator installed inside Living Room / Dining Room".
6. The Vendor may substitute the appliances with the same model but with opposite side of hinge which is of comparable quality.
7. The Vendor undertakes that if lifts or appliances of specified brand name or model number are not installed in the Phase, lifts or appliances of comparable quality will be installed.

備註:

1. 上表 "✓" 代表「提供」。
2. 上表 "-" 代表「不提供」。
3. 上表 "*" 代表煤氣熱水爐與浴室、工作間內之洗手間及廚房共用並安裝於廚房內。
4. 上表 "# " 代表煤氣熱水爐與浴室及廚房共用並安裝於廚房內。
5. 上表 "^" 代表雪櫃安裝於客廳/ 飯廳內。
6. 賣方可能以品質相若的對等相反鉸鏈型號代替設備。
7. 賣方承諾如期數中沒有安裝指明的品牌名稱或產品型號的升降機或設備，便會安裝品質相若的升降機或設備。

FITTINGS, FINISHES AND APPLIANCES

裝置、裝修物料及設備

Appliances Schedule - Kitchen / Open Kitchen

設備說明表 - 廚房 / 開放式廚房

Tower 8 : 20/F - 21/F

第8座：20樓至21樓

Location 位置	Appliance 設備	Brand Name 品牌名稱	Model No. 型號	Flats 單位					
				A1	A5	A6	B2	B3	B5
Kitchen / Open Kitchen 廚房 / 開放式廚房	Microwave Oven with Grill 微波燒烤爐	SIEMENS 西門子	BE634LGS1B	-	✓	✓	-	✓	✓
	Combi-oven with Microwave 微波焗爐	SIEMENS 西門子	CM656GBS1B	✓	-	-	✓	-	-
	Induction Hob 電磁爐	SIEMENS 西門子	EH375FBB1E	-	-	-	-	-	-
			EH675LDC2E	-	✓	✓	-	✓	✓
		GAGGENAU	VI 230 134	✓	-	-	-	-	-
	Gas Hob 煤氣爐	GAGGENAU	VG 231 334 HK	✓	-	-	✓	-	-
			VG 232 334 SG	✓	-	-	✓	-	-
	Cooker Hood 抽油煙機	GAGGENAU	AF 210 161	-	✓	✓	-	✓	✓
			AF 210 191	-	-	-	✓	-	-
			AW 240 190	✓	-	-	-	-	-
	Washer Dryer 洗衣乾衣機	SIEMENS 西門子	WK14D321HK	✓	✓	✓	✓	✓	✓
	Refrigerator 雪櫃	SIEMENS 西門子	KI86NAF31K	✓	✓^	✓^	✓	✓^	✓^
			KU15RA65HK	✓	-	-	-	-	-
Electric Water Heater 電熱水爐	STIEBEL ELTRON 斯寶亞創	DHM 6	-	✓	✓	-	✓	✓	
Gas Water Heater 煤氣熱水爐	TGC 煤氣公司	TNJW221TFL	✓*	-	-	✓*	-	-	
Exhaust Fan 抽氣扇	GELEC 通用電器	DPT15-34H	✓	-	-	✓	-	-	

Notes:

1. The symbol "✓" as shown in the above table denotes "Provided".
2. The symbol "-" as shown in the above table denotes "Not Provided".
3. The symbol "*" as shown in the above table denotes "Gas Water Heater shared with Bathroom, Lavatory inside Utility Room and Kitchen and installed inside Kitchen".
4. The symbol "#" as shown in the above table denotes "Gas Water Heater shared with Bathroom and Kitchen and installed inside Kitchen".
5. The symbol "^" as shown in the above table denotes "Refrigerator installed inside Living Room / Dining Room".
6. The Vendor may substitute the appliances with the same model but with opposite side of hinge which is of comparable quality.
7. The Vendor undertakes that if lifts or appliances of specified brand name or model number are not installed in the Phase, lifts or appliances of comparable quality will be installed.

備註：

1. 上表 "✓" 代表「提供」。
2. 上表 "-" 代表「不提供」。
3. 上表 "*" 代表煤氣熱水爐與浴室、工作間內之洗手間及廚房共用並安裝於廚房內。
4. 上表 "#" 代表煤氣熱水爐與浴室及廚房共用並安裝於廚房內。
5. 上表 "^" 代表雪櫃安裝於客廳/ 飯廳內。
6. 賣方可能以品質相若的對等相反鉸鏈型號代替設備。
7. 賣方承諾如期數中沒有安裝指明的品牌名稱或產品型號的升降機或設備，便會安裝品質相若的升降機或設備。

Appliances Schedule - Kitchen / Open Kitchen

設備說明表 - 廚房 / 開放式廚房

Tower 9 : G/F - 1/F

第9座：地下至1樓

Location 位置	Appliance 設備	Brand Name 品牌名稱	Model No. 型號	Flats 單位								
				A1	A2	A5	B1	B2	B3	B6		
Kitchen / Open Kitchen 廚房 / 開放式廚房	Microwave Oven with Grill 微波燒烤爐	SIEMENS 西門子	BE634LGS1B	-	✓	✓	✓	✓	✓	✓	✓	
	Combi-oven with Microwave 微波焗爐	SIEMENS 西門子	CM656GBS1B	✓	-	-	-	-	-	-	-	
	Induction Hob 電磁爐		SIEMENS 西門子	EH375FBB1E	-	-	-	-	-	-	-	-
				EH675LDC2E	-	✓	✓	✓	✓	✓	✓	✓
			GAGGENAU	VI 230 134	-	-	-	-	-	-	-	-
	Gas Hob 煤氣爐		GAGGENAU	VG 231 334 HK	✓	-	-	-	-	-	-	-
				VG 232 334 SG	✓	-	-	-	-	-	-	-
	Cooker Hood 抽油煙機		GAGGENAU	AF 210 161	-	✓	✓	✓	✓	✓	✓	✓
				AF 210 191	✓	-	-	-	-	-	-	-
				AW 240 190	-	-	-	-	-	-	-	-
	Washer Dryer 洗衣乾衣機		SIEMENS 西門子	WK14D321HK	✓	✓	✓	✓	✓	✓	✓	
	Refrigerator 雪櫃		SIEMENS 西門子	KI86NAF31K	✓	✓^	✓^	✓^	✓^	✓^	✓^	✓^
				KU15RA65HK	-	-	-	-	-	-	-	-
Electric Water Heater 電熱水爐		STIEBEL ELTRON 斯寶亞創	DHM 6	-	✓	✓	✓	✓	✓	✓		
Gas Water Heater 煤氣熱水爐		TGC 煤氣公司	TNJW221TFL	✓*	-	-	-	-	-	-		
Exhaust Fan 抽氣扇		GELEC 通用電器	DPT15-34H	✓	-	-	-	-	-	-		

Notes:

1. The symbol "✓" as shown in the above table denotes "Provided".
2. The symbol "-" as shown in the above table denotes "Not Provided".
3. The symbol "*" as shown in the above table denotes "Gas Water Heater shared with Bathroom, Lavatory inside Utility Room and Kitchen and installed inside Kitchen".
4. The symbol "#" as shown in the above table denotes "Gas Water Heater shared with Bathroom and Kitchen and installed inside Kitchen".
5. The symbol "^" as shown in the above table denotes "Refrigerator installed inside Living Room / Dining Room".
6. The Vendor may substitute the appliances with the same model but with opposite side of hinge which is of comparable quality.
7. The Vendor undertakes that if lifts or appliances of specified brand name or model number are not installed in the Phase, lifts or appliances of comparable quality will be installed.

備註：

1. 上表 "✓" 代表「提供」。
2. 上表 "-" 代表「不提供」。
3. 上表 "*" 代表煤氣熱水爐與浴室、工作間內之洗手間及廚房共用並安裝於廚房內。
4. 上表 "#" 代表煤氣熱水爐與浴室及廚房共用並安裝於廚房內。
5. 上表 "^" 代表雪櫃安裝於客廳/ 飯廳內。
6. 賣方可能以品質相若的對等相反鉸鏈型號代替設備。
7. 賣方承諾如期數中沒有安裝指明的品牌名稱或產品型號的升降機或設備，便會安裝品質相若的升降機或設備。

FITTINGS, FINISHES AND APPLIANCES

裝置、裝修物料及設備

Appliances Schedule - Kitchen / Open Kitchen

設備說明表 - 廚房 / 開放式廚房

Tower 9 : 2/F - 3/F, 5/F - 12/F and 15/F - 19/F

第9座：2樓至3樓、5樓至12樓及15樓至19樓

Location 位置	Appliance 設備	Brand Name 品牌名稱	Model No. 型號	Flats 單位									
				A1	A2	A3	A5	B1	B2	B3	B5	B6	
Kitchen / Open Kitchen 廚房 / 開放式廚房	Microwave Oven with Grill 微波燒烤爐	SIEMENS 西門子	BE634LGS1B	-	✓	✓	✓	✓	✓	✓	✓	✓	✓
	Combi-oven with Microwave 微波焗爐	SIEMENS 西門子	CM656GBS1B	✓	-	-	-	-	-	-	-	-	-
	Induction Hob 電磁爐	SIEMENS 西門子	EH375FBB1E	-	-	-	-	-	-	-	-	-	-
			EH675LDC2E	-	✓	✓	✓	✓	✓	✓	✓	✓	✓
		GAGGENAU	VI 230 134	-	-	-	-	-	-	-	-	-	-
	Gas Hob 煤氣爐	GAGGENAU	VG 231 334 HK	✓	-	-	-	-	-	-	-	-	-
			VG 232 334 SG	✓	-	-	-	-	-	-	-	-	-
	Cooker Hood 抽油煙機	GAGGENAU	AF 210 161	-	✓	✓	✓	✓	✓	✓	✓	✓	✓
			AF 210 191	✓	-	-	-	-	-	-	-	-	-
			AW 240 190	-	-	-	-	-	-	-	-	-	-
	Washer Dryer 洗衣乾衣機	SIEMENS 西門子	WK14D321HK	✓	✓	✓	✓	✓	✓	✓	✓	✓	✓
	Refrigerator 雪櫃	SIEMENS 西門子	KI86NAF31K	✓	✓^	✓^	✓^	✓^	✓^	✓^	✓^	✓^	✓^
			KU15RA65HK	-	-	-	-	-	-	-	-	-	-
	Electric Water Heater 電熱水爐	STIEBEL ELTRON 斯寶亞創	DHM 6	-	✓	✓	✓	✓	✓	✓	✓	✓	✓
Gas Water Heater 煤氣熱水爐	TGC 煤氣公司	TNJW221TFL	✓*	-	-	-	-	-	-	-	-	-	
Exhaust Fan 抽氣扇	GELEC 通用電器	DPT15-34H	✓	-	-	-	-	-	-	-	-	-	

Notes:

- The symbol "✓" as shown in the above table denotes "Provided".
- The symbol "-" as shown in the above table denotes "Not Provided".
- The symbol "*" as shown in the above table denotes "Gas Water Heater shared with Bathroom, Lavatory inside Utility Room and Kitchen and installed inside Kitchen".
- The symbol "#" as shown in the above table denotes "Gas Water Heater shared with Bathroom and Kitchen and installed inside Kitchen".
- The symbol "^" as shown in the above table denotes "Refrigerator installed inside Living Room / Dining Room".
- The Vendor may substitute the appliances with the same model but with opposite side of hinge which is of comparable quality.
- The Vendor undertakes that if lifts or appliances of specified brand name or model number are not installed in the Phase, lifts or appliances of comparable quality will be installed.

備註：

- 上表 "✓" 代表「提供」。
- 上表 "-" 代表「不提供」。
- 上表 "*" 代表煤氣熱水爐與浴室、工作間內之洗手間及廚房共用並安裝於廚房內。
- 上表 "#" 代表煤氣熱水爐與浴室及廚房共用並安裝於廚房內。
- 上表 "^" 代表雪櫃安裝於客廳/ 飯廳內。
- 賣方可能以品質相若的對等相反鉸鏈型號代替設備。
- 賣方承諾如期數中沒有安裝指明的品牌名稱或產品型號的升降機或設備，便會安裝品質相若的升降機或設備。

Appliances Schedule - Kitchen / Open Kitchen

設備說明表 - 廚房 / 開放式廚房

Tower 9 : 20/F - 21/F

第9座：20樓至21樓

Location 位置	Appliance 設備	Brand Name 品牌名稱	Model No. 型號	Flats 單位								
				A1	A3	A5	B1	B2	B3	B5	B6	
Kitchen / Open Kitchen 廚房 / 開放式廚房	Microwave Oven with Grill 微波燒烤爐	SIEMENS 西門子	BE634LGS1B	-	✓	✓	✓	✓	✓	✓	✓	✓
	Combi-oven with Microwave 微波焗爐	SIEMENS 西門子	CM656GBS1B	✓	-	-	-	-	-	-	-	-
	Induction Hob 電磁爐	SIEMENS 西門子	EH375FBB1E	-	-	-	-	-	-	-	-	-
			EH675LDC2E	-	✓	✓	✓	✓	✓	✓	✓	✓
		GAGGENAU	VI 230 134	✓	-	-	-	-	-	-	-	-
	Gas Hob 煤氣爐	GAGGENAU	VG 231 334 HK	✓	-	-	-	-	-	-	-	-
			VG 232 334 SG	✓	-	-	-	-	-	-	-	-
	Cooker Hood 抽油煙機	GAGGENAU	AF 210 161	-	✓	✓	✓	✓	✓	✓	✓	✓
			AF 210 191	-	-	-	-	-	-	-	-	-
			AW 240 190	✓	-	-	-	-	-	-	-	-
	Washer Dryer 洗衣乾衣機	SIEMENS 西門子	WK14D321HK	✓	✓	✓	✓	✓	✓	✓	✓	
	Refrigerator 雪櫃	SIEMENS 西門子	KI86NAF31K	✓	✓^	✓^	✓^	✓^	✓^	✓^	✓^	✓^
			KU15RA65HK	✓	-	-	-	-	-	-	-	-
Electric Water Heater 電熱水爐	STIEBEL ELTRON 斯寶亞創	DHM 6	-	✓	✓	✓	✓	✓	✓	✓	✓	
Gas Water Heater 煤氣熱水爐	TGC 煤氣公司	TNJW221TFL	✓*	-	-	-	-	-	-	-	-	
Exhaust Fan 抽氣扇	GELEC 通用電器	DPT15-34H	✓	-	-	-	-	-	-	-	-	

Notes:

1. The symbol "✓" as shown in the above table denotes "Provided".
2. The symbol "-" as shown in the above table denotes "Not Provided".
3. The symbol "*" as shown in the above table denotes "Gas Water Heater shared with Bathroom, Lavatory inside Utility Room and Kitchen and installed inside Kitchen".
4. The symbol "# " as shown in the above table denotes "Gas Water Heater shared with Bathroom and Kitchen and installed inside Kitchen".
5. The symbol "^" as shown in the above table denotes "Refrigerator installed inside Living Room / Dining Room".
6. The Vendor may substitute the appliances with the same model but with opposite side of hinge which is of comparable quality.
7. The Vendor undertakes that if lifts or appliances of specified brand name or model number are not installed in the Phase, lifts or appliances of comparable quality will be installed.

備註:

1. 上表 "✓" 代表「提供」。
2. 上表 "-" 代表「不提供」。
3. 上表 "*" 代表煤氣熱水爐與浴室、工作間內之洗手間及廚房共用並安裝於廚房內。
4. 上表 "# " 代表煤氣熱水爐與浴室及廚房共用並安裝於廚房內。
5. 上表 "^" 代表雪櫃安裝於客廳/ 飯廳內。
6. 賣方可能以品質相若的對等相反鉸鏈型號代替設備。
7. 賣方承諾如期數中沒有安裝指明的品牌名稱或產品型號的升降機或設備，便會安裝品質相若的升降機或設備。

FITTINGS, FINISHES AND APPLIANCES

裝置、裝修物料及設備

Appliances Schedule - Kitchen / Open Kitchen

設備說明表 - 廚房 / 開放式廚房

Tower 10 : G/F - 1/F

第10座：地下至1樓

Location 位置	Appliance 設備	Brand Name 品牌名稱	Model No. 型號	Flats 單位					
				A1	A2	A3	A5	B1	B6
Kitchen / Open Kitchen 廚房 / 開放式廚房	Microwave Oven with Grill 微波燒烤爐	SIEMENS 西門子	BE634LGS1B	-	✓	✓	✓	✓	✓
	Combi-oven with Microwave 微波焗爐	SIEMENS 西門子	CM656GBS1B	✓	-	-	-	-	-
	Induction Hob 電磁爐	SIEMENS 西門子	EH375FBB1E	-	-	-	-	-	-
			EH675LDC2E	-	✓	✓	✓	✓	✓
		GAGGENAU	VI 230 134	-	-	-	-	-	-
	Gas Hob 煤氣爐	GAGGENAU	VG 231 334 HK	✓	-	-	-	-	-
			VG 232 334 SG	✓	-	-	-	-	-
	Cooker Hood 抽油煙機	GAGGENAU	AF 210 161	-	✓	✓	✓	✓	✓
			AF 210 191	✓	-	-	-	-	-
			AW 240 190	-	-	-	-	-	-
	Washer Dryer 洗衣乾衣機	SIEMENS 西門子	WK14D321HK	✓	✓	✓	✓	✓	✓
	Refrigerator 雪櫃	SIEMENS 西門子	KI86NAF31K	✓	✓^	✓^	✓^	✓^	✓^
			KU15RA65HK	-	-	-	-	-	-
	Electric Water Heater 電熱水爐	STIEBEL ELTRON 斯寶亞創	DHM 6	-	✓	✓	✓	✓	✓
Gas Water Heater 煤氣熱水爐	TGC 煤氣公司	TNJW221TFL	✓*	-	-	-	-	-	
Exhaust Fan 抽氣扇	GELEC 通用電器	DPT15-34H	✓	-	-	-	-	-	

Notes:

- The symbol "✓" as shown in the above table denotes "Provided".
- The symbol "-" as shown in the above table denotes "Not Provided".
- The symbol "*" as shown in the above table denotes "Gas Water Heater shared with Bathroom, Lavatory inside Utility Room and Kitchen and installed inside Kitchen".
- The symbol "#" as shown in the above table denotes "Gas Water Heater shared with Bathroom and Kitchen and installed inside Kitchen".
- The symbol "^" as shown in the above table denotes "Refrigerator installed inside Living Room / Dining Room".
- The Vendor may substitute the appliances with the same model but with opposite side of hinge which is of comparable quality.
- The Vendor undertakes that if lifts or appliances of specified brand name or model number are not installed in the Phase, lifts or appliances of comparable quality will be installed.

備註：

- 上表 "✓" 代表「提供」。
- 上表 "-" 代表「不提供」。
- 上表 "*" 代表煤氣熱水爐與浴室、工作間內之洗手間及廚房共用並安裝於廚房內。
- 上表 "#" 代表煤氣熱水爐與浴室及廚房共用並安裝於廚房內。
- 上表 "^" 代表雪櫃安裝於客廳/ 飯廳內。
- 賣方可能以品質相若的對等相反鉸鏈型號代替設備。
- 賣方承諾如期數中沒有安裝指明的品牌名稱或產品型號的升降機或設備，便會安裝品質相若的升降機或設備。

Appliances Schedule - Kitchen / Open Kitchen

設備說明表 - 廚房 / 開放式廚房

Tower 10 : 2/F - 3/F, 5/F - 12/F and 15/F - 19/F

第10座：2樓至3樓、5樓至12樓及15樓至19樓

Location 位置	Appliance 設備	Brand Name 品牌名稱	Model No. 型號	Flats 單位									
				A1	A2	A3	A5	B1	B2	B3	B5	B6	
Kitchen / Open Kitchen 廚房 / 開放式廚房	Microwave Oven with Grill 微波燒烤爐	SIEMENS 西門子	BE634LGS1B	-	✓	✓	✓	✓	✓	✓	✓	✓	✓
	Combi-oven with Microwave 微波焗爐	SIEMENS 西門子	CM656GBS1B	✓	-	-	-	-	-	-	-	-	-
	Induction Hob 電磁爐	SIEMENS 西門子	EH375FBB1E	-	-	-	-	-	-	-	-	-	-
			EH675LDC2E	-	✓	✓	✓	✓	✓	✓	✓	✓	
			GAGGENAU	VI 230 134	-	-	-	-	-	-	-	-	-
	Gas Hob 煤氣爐	GAGGENAU	VG 231 334 HK	✓	-	-	-	-	-	-	-	-	-
			VG 232 334 SG	✓	-	-	-	-	-	-	-	-	-
	Cooker Hood 抽油煙機	GAGGENAU	AF 210 161	-	✓	✓	✓	✓	✓	✓	✓	✓	✓
			AF 210 191	✓	-	-	-	-	-	-	-	-	-
			AW 240 190	-	-	-	-	-	-	-	-	-	-
	Washer Dryer 洗衣乾衣機	SIEMENS 西門子	WK14D321HK	✓	✓	✓	✓	✓	✓	✓	✓	✓	✓
	Refrigerator 雪櫃	SIEMENS 西門子	KI86NAF31K	✓	✓^	✓^	✓^	✓^	✓^	✓^	✓^	✓^	✓^
			KU15RA65HK	-	-	-	-	-	-	-	-	-	-
Electric Water Heater 電熱水爐	STIEBEL ELTRON 斯寶亞創	DHM 6	-	✓	✓	✓	✓	✓	✓	✓	✓	✓	
Gas Water Heater 煤氣熱水爐	TGC 煤氣公司	TNJW221TFL	✓*	-	-	-	-	-	-	-	-	-	
Exhaust Fan 抽氣扇	GELEC 通用電器	DPT15-34H	✓	-	-	-	-	-	-	-	-	-	

Notes:

1. The symbol "✓" as shown in the above table denotes "Provided".
2. The symbol "-" as shown in the above table denotes "Not Provided".
3. The symbol "*" as shown in the above table denotes "Gas Water Heater shared with Bathroom, Lavatory inside Utility Room and Kitchen and installed inside Kitchen".
4. The symbol "# " as shown in the above table denotes "Gas Water Heater shared with Bathroom and Kitchen and installed inside Kitchen".
5. The symbol "^" as shown in the above table denotes "Refrigerator installed inside Living Room / Dining Room".
6. The Vendor may substitute the appliances with the same model but with opposite side of hinge which is of comparable quality.
7. The Vendor undertakes that if lifts or appliances of specified brand name or model number are not installed in the Phase, lifts or appliances of comparable quality will be installed.

備註:

1. 上表 "✓" 代表「提供」。
2. 上表 "-" 代表「不提供」。
3. 上表 "*" 代表煤氣熱水爐與浴室、工作間內之洗手間及廚房共用並安裝於廚房內。
4. 上表 "# " 代表煤氣熱水爐與浴室及廚房共用並安裝於廚房內。
5. 上表 "^" 代表雪櫃安裝於客廳/ 飯廳內。
6. 賣方可能以品質相若的對等相反鉸鏈型號代替設備。
7. 賣方承諾如期數中沒有安裝指明的品牌名稱或產品型號的升降機或設備，便會安裝品質相若的升降機或設備。

FITTINGS, FINISHES AND APPLIANCES

裝置、裝修物料及設備

Appliances Schedule - Kitchen / Open Kitchen

設備說明表 - 廚房 / 開放式廚房

Tower 10 : 20/F - 21/F

第10座：20樓至21樓

Location 位置	Appliance 設備	Brand Name 品牌名稱	Model No. 型號	Flats 單位								
				A1	A3	A5	B1	B2	B3	B5	B6	
Kitchen / Open Kitchen 廚房 / 開放式廚房	Microwave Oven with Grill 微波燒烤爐	SIEMENS 西門子	BE634LGS1B	-	✓	✓	✓	✓	✓	✓	✓	✓
	Combi-oven with Microwave 微波焗爐	SIEMENS 西門子	CM656GBS1B	✓	-	-	-	-	-	-	-	-
	Induction Hob 電磁爐	SIEMENS 西門子	EH375FBB1E	-	-	-	-	-	-	-	-	-
			EH675LDC2E	-	✓	✓	✓	✓	✓	✓	✓	✓
		GAGGENAU	VI 230 134	✓	-	-	-	-	-	-	-	-
	Gas Hob 煤氣爐	GAGGENAU	VG 231 334 HK	✓	-	-	-	-	-	-	-	-
			VG 232 334 SG	✓	-	-	-	-	-	-	-	-
	Cooker Hood 抽油煙機	GAGGENAU	AF 210 161	-	✓	✓	✓	✓	✓	✓	✓	✓
			AF 210 191	-	-	-	-	-	-	-	-	-
			AW 240 190	✓	-	-	-	-	-	-	-	-
	Washer Dryer 洗衣乾衣機	SIEMENS 西門子	WK14D321HK	✓	✓	✓	✓	✓	✓	✓	✓	✓
	Refrigerator 雪櫃	SIEMENS 西門子	KI86NAF31K	✓	✓^	✓^	✓^	✓^	✓^	✓^	✓^	✓^
			KU15RA65HK	✓	-	-	-	-	-	-	-	-
Electric Water Heater 電熱水爐	STIEBEL ELTRON 斯寶亞創	DHM 6	-	✓	✓	✓	✓	✓	✓	✓	✓	
Gas Water Heater 煤氣熱水爐	TGC 煤氣公司	TNJW221TFL	✓*	-	-	-	-	-	-	-	-	
Exhaust Fan 抽氣扇	GELEC 通用電器	DPT15-34H	✓	-	-	-	-	-	-	-	-	

Notes:

1. The symbol "✓" as shown in the above table denotes "Provided".
2. The symbol "-" as shown in the above table denotes "Not Provided".
3. The symbol "*" as shown in the above table denotes "Gas Water Heater shared with Bathroom, Lavatory inside Utility Room and Kitchen and installed inside Kitchen".
4. The symbol "#" as shown in the above table denotes "Gas Water Heater shared with Bathroom and Kitchen and installed inside Kitchen".
5. The symbol "^" as shown in the above table denotes "Refrigerator installed inside Living Room / Dining Room".
6. The Vendor may substitute the appliances with the same model but with opposite side of hinge which is of comparable quality.
7. The Vendor undertakes that if lifts or appliances of specified brand name or model number are not installed in the Phase, lifts or appliances of comparable quality will be installed.

備註：

1. 上表 "✓" 代表「提供」。
2. 上表 "-" 代表「不提供」。
3. 上表 "*" 代表煤氣熱水爐與浴室、工作間內之洗手間及廚房共用並安裝於廚房內。
4. 上表 "#" 代表煤氣熱水爐與浴室及廚房共用並安裝於廚房內。
5. 上表 "^" 代表雪櫃安裝於客廳/ 飯廳內。
6. 賣方可能以品質相若的對等相反鉸鏈型號代替設備。
7. 賣方承諾如期數中沒有安裝指明的品牌名稱或產品型號的升降機或設備，便會安裝品質相若的升降機或設備。

Appliances Schedule - Kitchen / Open Kitchen

設備說明表 - 廚房 / 開放式廚房

Tower 11 : G/F - 1/F

第11座：地下至1樓

Location 位置	Appliance 設備	Brand Name 品牌名稱	Model No. 型號	Flats 單位			
				A1	B1	B2	B3
Kitchen / Open Kitchen 廚房 / 開放式廚房	Microwave Oven with Grill 微波燒烤爐	SIEMENS 西門子	BE634LGS1B	-	✓	✓	✓
	Combi-oven with Microwave 微波焗爐	SIEMENS 西門子	CM656GBS1B	✓	-	-	-
	Induction Hob 電磁爐	SIEMENS 西門子	EH375FBB1E	-	-	-	-
			EH675LDC2E	-	✓	✓	✓
		GAGGENAU	VI 230 134	-	-	-	-
	Gas Hob 煤氣爐	GAGGENAU	VG 231 334 HK	✓	-	-	-
			VG 232 334 SG	✓	-	-	-
	Cooker Hood 抽油煙機	GAGGENAU	AF 210 161	-	✓	✓	✓
			AF 210 191	✓	-	-	-
			AW 240 190	-	-	-	-
	Washer Dryer 洗衣乾衣機	SIEMENS 西門子	WK14D321HK	✓	✓	✓	✓
	Refrigerator 雪櫃	SIEMENS 西門子	KI86NAF31K	✓	✓^	✓^	✓^
			KU15RA65HK	-	-	-	-
Electric Water Heater 電熱水爐	STIEBEL ELTRON 斯寶亞創	DHM 6	-	✓	✓	✓	
Gas Water Heater 煤氣熱水爐	TGC 煤氣公司	TNJW221TFL	✓*	-	-	-	
Exhaust Fan 抽氣扇	GELEC 通用電器	DPT15-34H	✓	-	-	-	

Notes:

1. The symbol "✓" as shown in the above table denotes "Provided".
2. The symbol "-" as shown in the above table denotes "Not Provided".
3. The symbol "*" as shown in the above table denotes "Gas Water Heater shared with Bathroom, Lavatory inside Utility Room and Kitchen and installed inside Kitchen".
4. The symbol "# " as shown in the above table denotes "Gas Water Heater shared with Bathroom and Kitchen and installed inside Kitchen".
5. The symbol "^" as shown in the above table denotes "Refrigerator installed inside Living Room / Dining Room".
6. The Vendor may substitute the appliances with the same model but with opposite side of hinge which is of comparable quality.
7. The Vendor undertakes that if lifts or appliances of specified brand name or model number are not installed in the Phase, lifts or appliances of comparable quality will be installed.

備註：

1. 上表 "✓" 代表「提供」。
2. 上表 "-" 代表「不提供」。
3. 上表 "*" 代表煤氣熱水爐與浴室、工作間內之洗手間及廚房共用並安裝於廚房內。
4. 上表 "# " 代表煤氣熱水爐與浴室及廚房共用並安裝於廚房內。
5. 上表 "^" 代表雪櫃安裝於客廳/ 飯廳內。
6. 賣方可能以品質相若的對等相反鉸鏈型號代替設備。
7. 賣方承諾如期數中沒有安裝指明的品牌名稱或產品型號的升降機或設備，便會安裝品質相若的升降機或設備。

FITTINGS, FINISHES AND APPLIANCES

裝置、裝修物料及設備

Appliances Schedule - Kitchen / Open Kitchen

設備說明表 - 廚房 / 開放式廚房

Tower 11 : 2/F - 3/F, 5/F - 12/F and 15/F - 19/F

第11座：2樓至3樓、5樓至12樓及15樓至19樓

Location 位置	Appliance 設備	Brand Name 品牌名稱	Model No. 型號	Flats 單位									
				A1	A2	A3	A5	B1	B2	B3	B5	B6	
Kitchen / Open Kitchen 廚房 / 開放式廚房	Microwave Oven with Grill 微波燒烤爐	SIEMENS 西門子	BE634LGS1B	-	✓	-	✓	✓	✓	✓	✓	✓	✓
	Combi-oven with Microwave 微波焗爐	SIEMENS 西門子	CM656GBS1B	✓	-	✓	-	-	-	-	-	-	-
	Induction Hob 電磁爐	SIEMENS 西門子	EH375FBB1E	-	-	-	-	-	-	-	-	-	-
			EH675LDC2E	-	✓	-	✓	✓	✓	✓	✓	✓	✓
		GAGGENAU	VI 230 134	-	-	-	-	-	-	-	-	-	-
	Gas Hob 煤氣爐	GAGGENAU	VG 231 334 HK	✓	-	✓	-	-	-	-	-	-	-
			VG 232 334 SG	✓	-	✓	-	-	-	-	-	-	-
	Cooker Hood 抽油煙機	GAGGENAU	AF 210 161	-	✓	-	✓	✓	✓	✓	✓	✓	✓
			AF 210 191	✓	-	✓	-	-	-	-	-	-	-
			AW 240 190	-	-	-	-	-	-	-	-	-	-
	Washer Dryer 洗衣乾衣機	SIEMENS 西門子	WK14D321HK	✓	✓	✓	✓	✓	✓	✓	✓	✓	✓
	Refrigerator 雪櫃	SIEMENS 西門子	KI86NAF31K	✓	✓^	✓	✓^	✓^	✓^	✓^	✓^	✓^	✓^
			KU15RA65HK	-	-	-	-	-	-	-	-	-	-
	Electric Water Heater 電熱水爐	STIEBEL ELTRON 斯寶亞創	DHM 6	-	✓	-	✓	✓	✓	✓	✓	✓	✓
Gas Water Heater 煤氣熱水爐	TGC 煤氣公司	TNJW221TFL	✓*	-	✓*	-	-	-	-	-	-	-	
Exhaust Fan 抽氣扇	GELEC 通用電器	DPT15-34H	✓	-	✓	-	-	-	-	-	-	-	

Notes:

1. The symbol "✓" as shown in the above table denotes "Provided".
2. The symbol "-" as shown in the above table denotes "Not Provided".
3. The symbol "*" as shown in the above table denotes "Gas Water Heater shared with Bathroom, Lavatory inside Utility Room and Kitchen and installed inside Kitchen".
4. The symbol "#" as shown in the above table denotes "Gas Water Heater shared with Bathroom and Kitchen and installed inside Kitchen".
5. The symbol "^" as shown in the above table denotes "Refrigerator installed inside Living Room / Dining Room".
6. The Vendor may substitute the appliances with the same model but with opposite side of hinge which is of comparable quality.
7. The Vendor undertakes that if lifts or appliances of specified brand name or model number are not installed in the Phase, lifts or appliances of comparable quality will be installed.

備註：

1. 上表 "✓" 代表「提供」。
2. 上表 "-" 代表「不提供」。
3. 上表 "*" 代表煤氣熱水爐與浴室、工作間內之洗手間及廚房共用並安裝於廚房內。
4. 上表 "#" 代表煤氣熱水爐與浴室及廚房共用並安裝於廚房內。
5. 上表 "^" 代表雪櫃安裝於客廳/ 飯廳內。
6. 賣方可能以品質相若的對等相反鉸鏈型號代替設備。
7. 賣方承諾如期數中沒有安裝指明的品牌名稱或產品型號的升降機或設備，便會安裝品質相若的升降機或設備。

Appliances Schedule - Kitchen / Open Kitchen

設備說明表 - 廚房 / 開放式廚房

Tower 11 : 20/F - 21/F

第11座：20樓至21樓

Location 位置	Appliance 設備	Brand Name 品牌名稱	Model No. 型號	Flats 單位								
				A1	A3	A5	B1	B2	B3	B5	B6	
Kitchen / Open Kitchen 廚房 / 開放式廚房	Microwave Oven with Grill 微波燒烤爐	SIEMENS 西門子	BE634LGS1B	-	-	✓	✓	✓	✓	✓	✓	
	Combi-oven with Microwave 微波焗爐	SIEMENS 西門子	CM656GBS1B	✓	✓	-	-	-	-	-	-	
	Induction Hob 電磁爐		SIEMENS 西門子	EH375FBB1E	-	-	-	-	-	-	-	-
				EH675LDC2E	-	-	✓	✓	✓	✓	✓	✓
			GAGGENAU	VI 230 134	✓	-	-	-	-	-	-	-
	Gas Hob 煤氣爐		GAGGENAU	VG 231 334 HK	✓	✓	-	-	-	-	-	-
				VG 232 334 SG	✓	✓	-	-	-	-	-	-
	Cooker Hood 抽油煙機		GAGGENAU	AF 210 161	-	-	✓	✓	✓	✓	✓	✓
				AF 210 191	-	✓	-	-	-	-	-	-
				AW 240 190	✓	-	-	-	-	-	-	-
	Washer Dryer 洗衣乾衣機		SIEMENS 西門子	WK14D321HK	✓	✓	✓	✓	✓	✓	✓	
	Refrigerator 雪櫃		SIEMENS 西門子	KI86NAF31K	✓	✓	✓^	✓^	✓^	✓^	✓^	✓^
				KU15RA65HK	✓	-	-	-	-	-	-	-
Electric Water Heater 電熱水爐		STIEBEL ELTRON 斯寶亞創	DHM 6	-	-	✓	✓	✓	✓	✓		
Gas Water Heater 煤氣熱水爐		TGC 煤氣公司	TNJW221TFL	✓*	✓*	-	-	-	-	-		
Exhaust Fan 抽氣扇		GELEC 通用電器	DPT15-34H	✓	✓	-	-	-	-	-		

Notes:

1. The symbol "✓" as shown in the above table denotes "Provided".
2. The symbol "-" as shown in the above table denotes "Not Provided".
3. The symbol "*" as shown in the above table denotes "Gas Water Heater shared with Bathroom, Lavatory inside Utility Room and Kitchen and installed inside Kitchen".
4. The symbol "# " as shown in the above table denotes "Gas Water Heater shared with Bathroom and Kitchen and installed inside Kitchen".
5. The symbol "^" as shown in the above table denotes "Refrigerator installed inside Living Room / Dining Room".
6. The Vendor may substitute the appliances with the same model but with opposite side of hinge which is of comparable quality.
7. The Vendor undertakes that if lifts or appliances of specified brand name or model number are not installed in the Phase, lifts or appliances of comparable quality will be installed.

備註:

1. 上表 "✓" 代表「提供」。
2. 上表 "-" 代表「不提供」。
3. 上表 "*" 代表煤氣熱水爐與浴室、工作間內之洗手間及廚房共用並安裝於廚房內。
4. 上表 "# " 代表煤氣熱水爐與浴室及廚房共用並安裝於廚房內。
5. 上表 "^" 代表雪櫃安裝於客廳/ 飯廳內。
6. 賣方可能以品質相若的對等相反鉸鏈型號代替設備。
7. 賣方承諾如期數中沒有安裝指明的品牌名稱或產品型號的升降機或設備，便會安裝品質相若的升降機或設備。

FITTINGS, FINISHES AND APPLIANCES

裝置、裝修物料及設備

Appliances Schedule - Bathroom

設備說明表 - 浴室

Tower 8 : G/F - 1/F

第8座：地下至1樓

Location 位置	Appliance 設備	Brand Name 品牌名稱	Model No. 型號	Flats 單位		
				A2	A3	A5
Master Bathroom 主人浴室	Electric Water Heater 電熱水爐	STIEBEL ELTRON 斯寶亞創	DHE 27 SLi	/	/	/
	Gas Water Heater 煤氣熱水爐	TGC 煤氣公司	TNJW221TFQL	/	/	/
	Exhaust Fan 抽氣扇	GELEC 通用電器	DPT10-24H	/	/	/
Bathroom 浴室	Dehumidifier 抽濕機	COLD MAGIC 高美	CDH-22R2B	✓	✓	✓
	Electric Water Heater 電熱水爐	STIEBEL ELTRON 斯寶亞創	DHE 21 SLi	✓	✓	✓
	Gas Water Heater 煤氣熱水爐	TGC 煤氣公司	TNJW221TFL	-	-	-
	Exhaust Fan 抽氣扇	GELEC 通用電器	DPT10-24H	✓	✓	✓
Lavatory inside Utility Room 工作間內之洗手間	Electric Water Heater 電熱水爐	STIEBEL ELTRON 斯寶亞創	DHE 21 SLi	/	/	/
	Gas Water Heater 煤氣熱水爐	TGC 煤氣公司	TNJW221TFL	/	/	/
	Exhaust Fan 抽氣扇	GELEC 通用電器	DPT10-24H	/	/	/

Notes:

1. The symbol "✓" as shown in the above table denotes "Provided".
2. The symbol "-" as shown in the above table denotes "Not Provided".
3. The symbol "/" as shown in the above table denotes "Not Applicable".
4. The symbol "*" as shown in the above table denotes "Gas Water Heater shared with Bathroom, Lavatory inside Utility Room and Kitchen and installed inside Kitchen".
5. The symbol "#" as shown in the above table denotes "Gas Water Heater shared with Bathroom and Kitchen and installed inside Kitchen".
6. The symbol "^" as shown in the above table denotes "Gas Water Heater installed inside Kitchen".
7. The Vendor undertakes that if lifts or appliances of specified brand name or model number are not installed in the Phase, lifts or appliances of comparable quality will be installed.

備註：

1. 上表 "✓" 代表「提供」。
2. 上表 "-" 代表「不提供」。
3. 上表 "/" 代表「不適用」。
4. 上表 "*" 代表煤氣熱水爐與浴室、工作間內之洗手間及廚房共用並安裝於廚房內。
5. 上表 "#" 代表煤氣熱水爐與浴室及廚房共用並安裝於廚房內。
6. 上表 "^" 代表煤氣熱水爐安裝於廚房內。
7. 賣方承諾如期數中沒有安裝指明的品牌名稱或產品型號的升降機或設備，便會安裝品質相若的升降機或設備。

Appliances Schedule - Bathroom

設備說明表 - 浴室

Tower 8 : 2/F - 3/F, 5/F - 12/F and 15/F - 19/F

第8座：2樓至3樓、5樓至12樓及15樓至19樓

Location 位置	Appliance 設備	Brand Name 品牌名稱	Model No. 型號	Flats 單位									
				A1	A2	A3	A5	A6	B1	B2	B3	B5	
Master Bathroom 主人浴室	Electric Water Heater 電熱水爐	STIEBEL ELTRON 斯寶亞創	DHE 27 SLi	/	/	/	/	/	/	/	-	/	/
	Gas Water Heater 煤氣熱水爐	TGC 煤氣公司	TNJW221TFQL	/	/	/	/	/	/	/	√^	/	/
	Exhaust Fan 抽氣扇	GELEC 通用電器	DPT10-24H	/	/	/	/	/	/	/	√	/	/
Bathroom 浴室	Dehumidifier 抽濕機	COLD MAGIC 高美	CDH-22R2B	√	√	√	√	√	√	√	√	√	√
	Electric Water Heater 電熱水爐	STIEBEL ELTRON 斯寶亞創	DHE 21 SLi	√	√	√	√	√	√	√	-	√	√
	Gas Water Heater 煤氣熱水爐	TGC 煤氣公司	TNJW221TFL	-	-	-	-	-	-	-	√*	-	-
	Exhaust Fan 抽氣扇	GELEC 通用電器	DPT10-24H	√	√	√	√	√	√	√	√	√	√
Lavatory inside Utility Room 工作間內之洗手間	Electric Water Heater 電熱水爐	STIEBEL ELTRON 斯寶亞創	DHE 21 SLi	/	/	/	/	/	/	/	-	/	/
	Gas Water Heater 煤氣熱水爐	TGC 煤氣公司	TNJW221TFL	/	/	/	/	/	/	/	√*	/	/
	Exhaust Fan 抽氣扇	GELEC 通用電器	DPT10-24H	/	/	/	/	/	/	/	√	/	/

Notes:

1. The symbol "√" as shown in the above table denotes "Provided".
2. The symbol "-" as shown in the above table denotes "Not Provided".
3. The symbol "/" as shown in the above table denotes "Not Applicable".
4. The symbol "*" as shown in the above table denotes "Gas Water Heater shared with Bathroom, Lavatory inside Utility Room and Kitchen and installed inside Kitchen".
5. The symbol "#" as shown in the above table denotes "Gas Water Heater shared with Bathroom and Kitchen and installed inside Kitchen".
6. The symbol "^" as shown in the above table denotes "Gas Water Heater installed inside Kitchen".
7. The Vendor undertakes that if lifts or appliances of specified brand name or model number are not installed in the Phase, lifts or appliances of comparable quality will be installed.

備註：

1. 上表 "√" 代表「提供」。
2. 上表 "-" 代表「不提供」。
3. 上表 "/" 代表「不適用」。
4. 上表 "*" 代表煤氣熱水爐與浴室、工作間內之洗手間及廚房共用並安裝於廚房內。
5. 上表 "# " 代表煤氣熱水爐與浴室及廚房共用並安裝於廚房內。
6. 上表 "^" 代表煤氣熱水爐安裝於廚房內。
7. 賣方承諾如期數中沒有安裝指明的品牌名稱或產品型號的升降機或設備，便會安裝品質相若的升降機或設備。

FITTINGS, FINISHES AND APPLIANCES

裝置、裝修物料及設備

Appliances Schedule - Bathroom

設備說明表 - 浴室

Tower 8: 20/F - 21/F

第8座：20樓至21樓

Location 位置	Appliance 設備	Brand Name 品牌名稱	Model No. 型號	Flats 單位					
				A1	A5	A6	B2	B3	B5
Master Bathroom 主人浴室	Electric Water Heater 電熱水爐	STIEBEL ELTRON 斯寶亞創	DHE 27 SLi	-	/	/	-	/	/
	Gas Water Heater 煤氣熱水爐	TGC 煤氣公司	TNJW221TFQL	√^	/	/	√^	/	/
	Exhaust Fan 抽氣扇	GELEC 通用電器	DPT10-24H	√	/	/	√	/	/
Bathroom 浴室	Dehumidifier 抽濕機	COLD MAGIC 高美	CDH-22R2B	√	√	√	√	√	√
	Electric Water Heater 電熱水爐	STIEBEL ELTRON 斯寶亞創	DHE 21 SLi	-	√	√	-	√	√
	Gas Water Heater 煤氣熱水爐	TGC 煤氣公司	TNJW221TFL	√*	-	-	√*	-	-
	Exhaust Fan 抽氣扇	GELEC 通用電器	DPT10-24H	√	√	√	√	√	√
Lavatory inside Utility Room 工作間內之洗手間	Electric Water Heater 電熱水爐	STIEBEL ELTRON 斯寶亞創	DHE 21 SLi	-	/	/	-	/	/
	Gas Water Heater 煤氣熱水爐	TGC 煤氣公司	TNJW221TFL	√*	/	/	√*	/	/
	Exhaust Fan 抽氣扇	GELEC 通用電器	DPT10-24H	√	/	/	√	/	/

Notes:

1. The symbol "√" as shown in the above table denotes "Provided".
2. The symbol "-" as shown in the above table denotes "Not Provided".
3. The symbol "/" as shown in the above table denotes "Not Applicable".
4. The symbol "*" as shown in the above table denotes "Gas Water Heater shared with Bathroom, Lavatory inside Utility Room and Kitchen and installed inside Kitchen".
5. The symbol "#" as shown in the above table denotes "Gas Water Heater shared with Bathroom and Kitchen and installed inside Kitchen".
6. The symbol "^" as shown in the above table denotes "Gas Water Heater installed inside Kitchen".
7. The Vendor undertakes that if lifts or appliances of specified brand name or model number are not installed in the Phase, lifts or appliances of comparable quality will be installed.

備註：

1. 上表 "√" 代表「提供」。
2. 上表 "-" 代表「不提供」。
3. 上表 "/" 代表「不適用」。
4. 上表 "*" 代表煤氣熱水爐與浴室、工作間內之洗手間及廚房共用並安裝於廚房內。
5. 上表 "# " 代表煤氣熱水爐與浴室及廚房共用並安裝於廚房內。
6. 上表 "^" 代表煤氣熱水爐安裝於廚房內。
7. 賣方承諾如期數中沒有安裝指明的品牌名稱或產品型號的升降機或設備，便會安裝品質相若的升降機或設備。

Appliances Schedule - Bathroom

設備說明表 - 浴室

Tower 9 : G/F - 1/F

第9座：地下至1樓

Location 位置	Appliance 設備	Brand Name 品牌名稱	Model No. 型號	Flats 單位							
				A1	A2	A5	B1	B2	B3	B6	
Master Bathroom 主人浴室	Electric Water Heater 電熱水爐	STIEBEL ELTRON 斯寶亞創	DHE 27 SLi	-	✓	/	/	/	/	/	/
	Gas Water Heater 煤氣熱水爐	TGC 煤氣公司	TNJW221TFQL	✓^	-	/	/	/	/	/	/
	Exhaust Fan 抽氣扇	GELEC 通用電器	DPT10-24H	✓	✓	/	/	/	/	/	/
Bathroom 浴室	Dehumidifier 抽濕機	COLD MAGIC 高美	CDH-22R2B	✓	✓	✓	✓	✓	✓	✓	✓
	Electric Water Heater 電熱水爐	STIEBEL ELTRON 斯寶亞創	DHE 21 SLi	-	✓	✓	✓	✓	✓	✓	✓
	Gas Water Heater 煤氣熱水爐	TGC 煤氣公司	TNJW221TFL	✓*	-	-	-	-	-	-	-
	Exhaust Fan 抽氣扇	GELEC 通用電器	DPT10-24H	✓	✓	✓	✓	✓	✓	✓	✓
Lavatory inside Utility Room 工作間內之洗手間	Electric Water Heater 電熱水爐	STIEBEL ELTRON 斯寶亞創	DHE 21 SLi	-	/	/	/	/	/	/	/
	Gas Water Heater 煤氣熱水爐	TGC 煤氣公司	TNJW221TFL	✓*	/	/	/	/	/	/	/
	Exhaust Fan 抽氣扇	GELEC 通用電器	DPT10-24H	✓	/	/	/	/	/	/	/

Notes:

1. The symbol "✓" as shown in the above table denotes "Provided".
2. The symbol "-" as shown in the above table denotes "Not Provided".
3. The symbol "/" as shown in the above table denotes "Not Applicable".
4. The symbol "*" as shown in the above table denotes "Gas Water Heater shared with Bathroom, Lavatory inside Utility Room and Kitchen and installed inside Kitchen".
5. The symbol "# " as shown in the above table denotes "Gas Water Heater shared with Bathroom and Kitchen and installed inside Kitchen".
6. The symbol "^" as shown in the above table denotes "Gas Water Heater installed inside Kitchen".
7. The Vendor undertakes that if lifts or appliances of specified brand name or model number are not installed in the Phase, lifts or appliances of comparable quality will be installed.

備註：

1. 上表 "✓" 代表「提供」。
2. 上表 "-" 代表「不提供」。
3. 上表 "/" 代表「不適用」。
4. 上表 "*" 代表煤氣熱水爐與浴室、工作間內之洗手間及廚房共用並安裝於廚房內。
5. 上表 "# " 代表煤氣熱水爐與浴室及廚房共用並安裝於廚房內。
6. 上表 "^" 代表煤氣熱水爐安裝於廚房內。
7. 賣方承諾如期數中沒有安裝指明的品牌名稱或產品型號的升降機或設備，便會安裝品質相若的升降機或設備。

FITTINGS, FINISHES AND APPLIANCES

裝置、裝修物料及設備

Appliances Schedule - Bathroom

設備說明表 - 浴室

Tower 9 : 2/F - 3/F, 5/F - 12/F and 15/F - 19/F

第9座：2樓至3樓、5樓至12樓及15樓至19樓

Location 位置	Appliance 設備	Brand Name 品牌名稱	Model No. 型號	Flats 單位									
				A1	A2	A3	A5	B1	B2	B3	B5	B6	
Master Bathroom 主人浴室	Electric Water Heater 電熱水爐	STIEBEL ELTRON 斯寶亞創	DHE 27 SLi	-	✓	/	/	/	/	/	/	/	/
	Gas Water Heater 煤氣熱水爐	TGC 煤氣公司	TNJW221TFQL	✓^	-	/	/	/	/	/	/	/	/
	Exhaust Fan 抽氣扇	GELEC 通用電器	DPT10-24H	✓	✓	/	/	/	/	/	/	/	/
Bathroom 浴室	Dehumidifier 抽濕機	COLD MAGIC 高美	CDH-22R2B	✓	✓	✓	✓	✓	✓	✓	✓	✓	✓
	Electric Water Heater 電熱水爐	STIEBEL ELTRON 斯寶亞創	DHE 21 SLi	-	✓	✓	✓	✓	✓	✓	✓	✓	✓
	Gas Water Heater 煤氣熱水爐	TGC 煤氣公司	TNJW221TFL	✓*	-	-	-	-	-	-	-	-	-
	Exhaust Fan 抽氣扇	GELEC 通用電器	DPT10-24H	✓	✓	✓	✓	✓	✓	✓	✓	✓	✓
Lavatory inside Utility Room 工作間內之洗手間	Electric Water Heater 電熱水爐	STIEBEL ELTRON 斯寶亞創	DHE 21 SLi	-	/	/	/	/	/	/	/	/	/
	Gas Water Heater 煤氣熱水爐	TGC 煤氣公司	TNJW221TFL	✓*	/	/	/	/	/	/	/	/	/
	Exhaust Fan 抽氣扇	GELEC 通用電器	DPT10-24H	✓	/	/	/	/	/	/	/	/	/

Notes:

1. The symbol "✓" as shown in the above table denotes "Provided".
2. The symbol "-" as shown in the above table denotes "Not Provided".
3. The symbol "/" as shown in the above table denotes "Not Applicable".
4. The symbol "*" as shown in the above table denotes "Gas Water Heater shared with Bathroom, Lavatory inside Utility Room and Kitchen and installed inside Kitchen".
5. The symbol "#" as shown in the above table denotes "Gas Water Heater shared with Bathroom and Kitchen and installed inside Kitchen".
6. The symbol "^" as shown in the above table denotes "Gas Water Heater installed inside Kitchen".
7. The Vendor undertakes that if lifts or appliances of specified brand name or model number are not installed in the Phase, lifts or appliances of comparable quality will be installed.

備註：

1. 上表 "✓" 代表「提供」。
2. 上表 "-" 代表「不提供」。
3. 上表 "/" 代表「不適用」。
4. 上表 "*" 代表煤氣熱水爐與浴室、工作間內之洗手間及廚房共用並安裝於廚房內。
5. 上表 "# " 代表煤氣熱水爐與浴室及廚房共用並安裝於廚房內。
6. 上表 "^" 代表煤氣熱水爐安裝於廚房內。
7. 賣方承諾如期數中沒有安裝指明的品牌名稱或產品型號的升降機或設備，便會安裝品質相若的升降機或設備。

Appliances Schedule - Bathroom

設備說明表 - 浴室

Tower 9: 20/F - 21/F

第9座：20樓至21樓

Location 位置	Appliance 設備	Brand Name 品牌名稱	Model No. 型號	Flats 單位								
				A1	A3	A5	B1	B2	B3	B5	B6	
Master Bathroom 主人浴室	Electric Water Heater 電熱水爐	STIEBEL ELTRON 斯寶亞創	DHE 27 SLi	-	/	/	/	/	/	/	/	/
	Gas Water Heater 煤氣熱水爐	TGC 煤氣公司	TNJW221TFQL	√^	/	/	/	/	/	/	/	/
	Exhaust Fan 抽氣扇	GELEC 通用電器	DPT10-24H	√	/	/	/	/	/	/	/	/
Bathroom 浴室	Dehumidifier 抽濕機	COLD MAGIC 高美	CDH-22R2B	√	√	√	√	√	√	√	√	√
	Electric Water Heater 電熱水爐	STIEBEL ELTRON 斯寶亞創	DHE 21 SLi	-	√	√	√	√	√	√	√	√
	Gas Water Heater 煤氣熱水爐	TGC 煤氣公司	TNJW221TFL	√*	-	-	-	-	-	-	-	-
	Exhaust Fan 抽氣扇	GELEC 通用電器	DPT10-24H	√	√	√	√	√	√	√	√	√
Lavatory inside Utility Room 工作間內之洗手間	Electric Water Heater 電熱水爐	STIEBEL ELTRON 斯寶亞創	DHE 21 SLi	-	/	/	/	/	/	/	/	/
	Gas Water Heater 煤氣熱水爐	TGC 煤氣公司	TNJW221TFL	√*	/	/	/	/	/	/	/	/
	Exhaust Fan 抽氣扇	GELEC 通用電器	DPT10-24H	√	/	/	/	/	/	/	/	/

Notes:

1. The symbol "√" as shown in the above table denotes "Provided".
2. The symbol "-" as shown in the above table denotes "Not Provided".
3. The symbol "/" as shown in the above table denotes "Not Applicable".
4. The symbol "*" as shown in the above table denotes "Gas Water Heater shared with Bathroom, Lavatory inside Utility Room and Kitchen and installed inside Kitchen".
5. The symbol "#" as shown in the above table denotes "Gas Water Heater shared with Bathroom and Kitchen and installed inside Kitchen".
6. The symbol "^" as shown in the above table denotes "Gas Water Heater installed inside Kitchen".
7. The Vendor undertakes that if lifts or appliances of specified brand name or model number are not installed in the Phase, lifts or appliances of comparable quality will be installed.

備註：

1. 上表 "√" 代表「提供」。
2. 上表 "-" 代表「不提供」。
3. 上表 "/" 代表「不適用」。
4. 上表 "*" 代表煤氣熱水爐與浴室、工作間內之洗手間及廚房共用並安裝於廚房內。
5. 上表 "# " 代表煤氣熱水爐與浴室及廚房共用並安裝於廚房內。
6. 上表 "^" 代表煤氣熱水爐安裝於廚房內。
7. 賣方承諾如期數中沒有安裝指明的品牌名稱或產品型號的升降機或設備，便會安裝品質相若的升降機或設備。

FITTINGS, FINISHES AND APPLIANCES

裝置、裝修物料及設備

Appliances Schedule - Bathroom

設備說明表 - 浴室

Tower 10 : G/F - 1/F

第10座：地下至1樓

Location 位置	Appliance 設備	Brand Name 品牌名稱	Model No. 型號	Flats 單位					
				A1	A2	A3	A5	B1	B6
Master Bathroom 主人浴室	Electric Water Heater 電熱水爐	STIEBEL ELTRON 斯寶亞創	DHE 27 SLi	-	✓	/	/	/	/
	Gas Water Heater 煤氣熱水爐	TGC 煤氣公司	TNJW221TFQL	✓^	-	/	/	/	/
	Exhaust Fan 抽氣扇	GELEC 通用電器	DPT10-24H	✓	✓	/	/	/	/
Bathroom 浴室	Dehumidifier 抽濕機	COLD MAGIC 高美	CDH-22R2B	✓	✓	✓	✓	✓	✓
	Electric Water Heater 電熱水爐	STIEBEL ELTRON 斯寶亞創	DHE 21 SLi	-	✓	✓	✓	✓	✓
	Gas Water Heater 煤氣熱水爐	TGC 煤氣公司	TNJW221TFL	✓*	-	-	-	-	-
	Exhaust Fan 抽氣扇	GELEC 通用電器	DPT10-24H	✓	✓	✓	✓	✓	✓
Lavatory inside Utility Room 工作間內之洗手間	Electric Water Heater 電熱水爐	STIEBEL ELTRON 斯寶亞創	DHE 21 SLi	-	/	/	/	/	/
	Gas Water Heater 煤氣熱水爐	TGC 煤氣公司	TNJW221TFL	✓*	/	/	/	/	/
	Exhaust Fan 抽氣扇	GELEC 通用電器	DPT10-24H	✓	/	/	/	/	/

Notes:

1. The symbol "✓" as shown in the above table denotes "Provided".
2. The symbol "-" as shown in the above table denotes "Not Provided".
3. The symbol "/" as shown in the above table denotes "Not Applicable".
4. The symbol "*" as shown in the above table denotes "Gas Water Heater shared with Bathroom, Lavatory inside Utility Room and Kitchen and installed inside Kitchen".
5. The symbol "#" as shown in the above table denotes "Gas Water Heater shared with Bathroom and Kitchen and installed inside Kitchen".
6. The symbol "^" as shown in the above table denotes "Gas Water Heater installed inside Kitchen".
7. The Vendor undertakes that if lifts or appliances of specified brand name or model number are not installed in the Phase, lifts or appliances of comparable quality will be installed.

備註：

1. 上表 "✓" 代表「提供」。
2. 上表 "-" 代表「不提供」。
3. 上表 "/" 代表「不適用」。
4. 上表 "*" 代表煤氣熱水爐與浴室、工作間內之洗手間及廚房共用並安裝於廚房內。
5. 上表 "# " 代表煤氣熱水爐與浴室及廚房共用並安裝於廚房內。
6. 上表 "^" 代表煤氣熱水爐安裝於廚房內。
7. 賣方承諾如期數中沒有安裝指明的品牌名稱或產品型號的升降機或設備，便會安裝品質相若的升降機或設備。

Appliances Schedule - Bathroom

設備說明表 - 浴室

Tower 10 : 2/F - 3/F, 5/F - 12/F and 15/F - 19/F

第10座：2樓至3樓、5樓至12樓及15樓至19樓

Location 位置	Appliance 設備	Brand Name 品牌名稱	Model No. 型號	Flats 單位									
				A1	A2	A3	A5	B1	B2	B3	B5	B6	
Master Bathroom 主人浴室	Electric Water Heater 電熱水爐	STIEBEL ELTRON 斯寶亞創	DHE 27 SLi	-	✓	/	/	/	/	/	/	/	/
	Gas Water Heater 煤氣熱水爐	TGC 煤氣公司	TNJW221TFQL	✓^	-	/	/	/	/	/	/	/	/
	Exhaust Fan 抽氣扇	GELEC 通用電器	DPT10-24H	✓	✓	/	/	/	/	/	/	/	/
Bathroom 浴室	Dehumidifier 抽濕機	COLD MAGIC 高美	CDH-22R2B	✓	✓	✓	✓	✓	✓	✓	✓	✓	✓
	Electric Water Heater 電熱水爐	STIEBEL ELTRON 斯寶亞創	DHE 21 SLi	-	✓	✓	✓	✓	✓	✓	✓	✓	✓
	Gas Water Heater 煤氣熱水爐	TGC 煤氣公司	TNJW221TFL	✓*	-	-	-	-	-	-	-	-	-
	Exhaust Fan 抽氣扇	GELEC 通用電器	DPT10-24H	✓	✓	✓	✓	✓	✓	✓	✓	✓	✓
Lavatory inside Utility Room 工作間內之洗手間	Electric Water Heater 電熱水爐	STIEBEL ELTRON 斯寶亞創	DHE 21 SLi	-	/	/	/	/	/	/	/	/	/
	Gas Water Heater 煤氣熱水爐	TGC 煤氣公司	TNJW221TFL	✓*	/	/	/	/	/	/	/	/	/
	Exhaust Fan 抽氣扇	GELEC 通用電器	DPT10-24H	✓	/	/	/	/	/	/	/	/	/

Notes:

1. The symbol "✓" as shown in the above table denotes "Provided".
2. The symbol "-" as shown in the above table denotes "Not Provided".
3. The symbol "/" as shown in the above table denotes "Not Applicable".
4. The symbol "*" as shown in the above table denotes "Gas Water Heater shared with Bathroom, Lavatory inside Utility Room and Kitchen and installed inside Kitchen".
5. The symbol "# " as shown in the above table denotes "Gas Water Heater shared with Bathroom and Kitchen and installed inside Kitchen".
6. The symbol "^" as shown in the above table denotes "Gas Water Heater installed inside Kitchen".
7. The Vendor undertakes that if lifts or appliances of specified brand name or model number are not installed in the Phase, lifts or appliances of comparable quality will be installed.

備註：

1. 上表 "✓" 代表「提供」。
2. 上表 "-" 代表「不提供」。
3. 上表 "/" 代表「不適用」。
4. 上表 "*" 代表煤氣熱水爐與浴室、工作間內之洗手間及廚房共用並安裝於廚房內。
5. 上表 "# " 代表煤氣熱水爐與浴室及廚房共用並安裝於廚房內。
6. 上表 "^" 代表煤氣熱水爐安裝於廚房內。
7. 賣方承諾如期數中沒有安裝指明的品牌名稱或產品型號的升降機或設備，便會安裝品質相若的升降機或設備。

FITTINGS, FINISHES AND APPLIANCES

裝置、裝修物料及設備

Appliances Schedule - Bathroom

設備說明表 - 浴室

Tower 10: 20/F - 21/F

第10座：20樓至21樓

Location 位置	Appliance 設備	Brand Name 品牌名稱	Model No. 型號	Flats 單位								
				A1	A3	A5	B1	B2	B3	B5	B6	
Master Bathroom 主人浴室	Electric Water Heater 電熱水爐	STIEBEL ELTRON 斯寶亞創	DHE 27 SLi	-	/	/	/	/	/	/	/	/
	Gas Water Heater 煤氣熱水爐	TGC 煤氣公司	TNJW221TFQL	√^	/	/	/	/	/	/	/	/
	Exhaust Fan 抽氣扇	GELEC 通用電器	DPT10-24H	√	/	/	/	/	/	/	/	/
Bathroom 浴室	Dehumidifier 抽濕機	COLD MAGIC 高美	CDH-22R2B	√	√	√	√	√	√	√	√	√
	Electric Water Heater 電熱水爐	STIEBEL ELTRON 斯寶亞創	DHE 21 SLi	-	√	√	√	√	√	√	√	√
	Gas Water Heater 煤氣熱水爐	TGC 煤氣公司	TNJW221TFL	√*	-	-	-	-	-	-	-	-
	Exhaust Fan 抽氣扇	GELEC 通用電器	DPT10-24H	√	√	√	√	√	√	√	√	√
Lavatory inside Utility Room 工作間內之洗手間	Electric Water Heater 電熱水爐	STIEBEL ELTRON 斯寶亞創	DHE 21 SLi	-	/	/	/	/	/	/	/	/
	Gas Water Heater 煤氣熱水爐	TGC 煤氣公司	TNJW221TFL	√*	/	/	/	/	/	/	/	/
	Exhaust Fan 抽氣扇	GELEC 通用電器	DPT10-24H	√	/	/	/	/	/	/	/	/

Notes:

1. The symbol "√" as shown in the above table denotes "Provided".
2. The symbol "-" as shown in the above table denotes "Not Provided".
3. The symbol "/" as shown in the above table denotes "Not Applicable".
4. The symbol "*" as shown in the above table denotes "Gas Water Heater shared with Bathroom, Lavatory inside Utility Room and Kitchen and installed inside Kitchen".
5. The symbol "#" as shown in the above table denotes "Gas Water Heater shared with Bathroom and Kitchen and installed inside Kitchen".
6. The symbol "^" as shown in the above table denotes "Gas Water Heater installed inside Kitchen".
7. The Vendor undertakes that if lifts or appliances of specified brand name or model number are not installed in the Phase, lifts or appliances of comparable quality will be installed.

備註:

1. 上表 "√" 代表「提供」。
2. 上表 "-" 代表「不提供」。
3. 上表 "/" 代表「不適用」。
4. 上表 "*" 代表煤氣熱水爐與浴室、工作間內之洗手間及廚房共用並安裝於廚房內。
5. 上表 "#" 代表煤氣熱水爐與浴室及廚房共用並安裝於廚房內。
6. 上表 "^" 代表煤氣熱水爐安裝於廚房內。
7. 賣方承諾如期數中沒有安裝指明的品牌名稱或產品型號的升降機或設備，便會安裝品質相若的升降機或設備。

Appliances Schedule - Bathroom

設備說明表 - 浴室

Tower 11 : G/F - 1/F

第11座：地下至1樓

Location 位置	Appliance 設備	Brand Name 品牌名稱	Model No. 型號	Flats 單位			
				A1	B1	B2	B3
Master Bathroom 主人浴室	Electric Water Heater 電熱水爐	STIEBEL ELTRON 斯寶亞創	DHE 27 SLi	-	/	/	/
	Gas Water Heater 煤氣熱水爐	TGC 煤氣公司	TNJW221TFQL	√^	/	/	/
	Exhaust Fan 抽氣扇	GELEC 通用電器	DPT10-24H	√	/	/	/
Bathroom 浴室	Dehumidifier 抽濕機	COLD MAGIC 高美	CDH-22R2B	√	√	√	√
	Electric Water Heater 電熱水爐	STIEBEL ELTRON 斯寶亞創	DHE 21 SLi	-	√	√	√
	Gas Water Heater 煤氣熱水爐	TGC 煤氣公司	TNJW221TFL	√*	-	-	-
	Exhaust Fan 抽氣扇	GELEC 通用電器	DPT10-24H	√	√	√	√
Lavatory inside Utility Room 工作間內之洗手間	Electric Water Heater 電熱水爐	STIEBEL ELTRON 斯寶亞創	DHE 21 SLi	-	/	/	/
	Gas Water Heater 煤氣熱水爐	TGC 煤氣公司	TNJW221TFL	√*	/	/	/
	Exhaust Fan 抽氣扇	GELEC 通用電器	DPT10-24H	√	/	/	/

Notes:

1. The symbol "√" as shown in the above table denotes "Provided".
2. The symbol "-" as shown in the above table denotes "Not Provided".
3. The symbol "/" as shown in the above table denotes "Not Applicable".
4. The symbol "*" as shown in the above table denotes "Gas Water Heater shared with Bathroom, Lavatory inside Utility Room and Kitchen and installed inside Kitchen".
5. The symbol "#" as shown in the above table denotes "Gas Water Heater shared with Bathroom and Kitchen and installed inside Kitchen".
6. The symbol "^" as shown in the above table denotes "Gas Water Heater installed inside Kitchen".
7. The Vendor undertakes that if lifts or appliances of specified brand name or model number are not installed in the Phase, lifts or appliances of comparable quality will be installed.

備註：

1. 上表 "√" 代表「提供」。
2. 上表 "-" 代表「不提供」。
3. 上表 "/" 代表「不適用」。
4. 上表 "*" 代表煤氣熱水爐與浴室、工作間內之洗手間及廚房共用並安裝於廚房內。
5. 上表 "#" 代表煤氣熱水爐與浴室及廚房共用並安裝於廚房內。
6. 上表 "^" 代表煤氣熱水爐安裝於廚房內。
7. 賣方承諾如期數中沒有安裝指明的品牌名稱或產品型號的升降機或設備，便會安裝品質相若的升降機或設備。

FITTINGS, FINISHES AND APPLIANCES

裝置、裝修物料及設備

Appliances Schedule - Bathroom

設備說明表 - 浴室

Tower 11 : 2/F - 3/F, 5/F - 12/F and 15/F - 19/F

第11座：2樓至3樓、5樓至12樓及15樓至19樓

Location 位置	Appliance 設備	Brand Name 品牌名稱	Model No. 型號	Flats 單位									
				A1	A2	A3	A5	B1	B2	B3	B5	B6	
Master Bathroom 主人浴室	Electric Water Heater 電熱水爐	STIEBEL ELTRON 斯寶亞創	DHE 27 SLi	-	✓	-	/	/	/	/	/	/	/
	Gas Water Heater 煤氣熱水爐	TGC 煤氣公司	TNJW221TFQL	✓^	-	✓^	/	/	/	/	/	/	/
	Exhaust Fan 抽氣扇	GELEC 通用電器	DPT10-24H	✓	✓	✓	/	/	/	/	/	/	/
Bathroom 浴室	Dehumidifier 抽濕機	COLD MAGIC 高美	CDH-22R2B	✓	✓	✓	✓	✓	✓	✓	✓	✓	✓
	Electric Water Heater 電熱水爐	STIEBEL ELTRON 斯寶亞創	DHE 21 SLi	-	✓	-	✓	✓	✓	✓	✓	✓	✓
	Gas Water Heater 煤氣熱水爐	TGC 煤氣公司	TNJW221TFL	✓*	-	✓*	-	-	-	-	-	-	-
	Exhaust Fan 抽氣扇	GELEC 通用電器	DPT10-24H	✓	✓	✓	✓	✓	✓	✓	✓	✓	✓
Lavatory inside Utility Room 工作間內之洗手間	Electric Water Heater 電熱水爐	STIEBEL ELTRON 斯寶亞創	DHE 21 SLi	-	/	-	/	/	/	/	/	/	/
	Gas Water Heater 煤氣熱水爐	TGC 煤氣公司	TNJW221TFL	✓*	/	✓*	/	/	/	/	/	/	/
	Exhaust Fan 抽氣扇	GELEC 通用電器	DPT10-24H	✓	/	✓	/	/	/	/	/	/	/

Notes:

1. The symbol "✓" as shown in the above table denotes "Provided".
2. The symbol "-" as shown in the above table denotes "Not Provided".
3. The symbol "/" as shown in the above table denotes "Not Applicable".
4. The symbol "*" as shown in the above table denotes "Gas Water Heater shared with Bathroom, Lavatory inside Utility Room and Kitchen and installed inside Kitchen".
5. The symbol "# " as shown in the above table denotes "Gas Water Heater shared with Bathroom and Kitchen and installed inside Kitchen".
6. The symbol "^" as shown in the above table denotes "Gas Water Heater installed inside Kitchen".
7. The Vendor undertakes that if lifts or appliances of specified brand name or model number are not installed in the Phase, lifts or appliances of comparable quality will be installed.

備註：

1. 上表 "✓" 代表「提供」。
2. 上表 "-" 代表「不提供」。
3. 上表 "/" 代表「不適用」。
4. 上表 "*" 代表煤氣熱水爐與浴室、工作間內之洗手間及廚房共用並安裝於廚房內。
5. 上表 "# " 代表煤氣熱水爐與浴室及廚房共用並安裝於廚房內。
6. 上表 "^" 代表煤氣熱水爐安裝於廚房內。
7. 賣方承諾如期數中沒有安裝指明的品牌名稱或產品型號的升降機或設備，便會安裝品質相若的升降機或設備。

Appliances Schedule - Bathroom

設備說明表 - 浴室

Tower 11: 20/F - 21/F

第11座：20樓至21樓

Location 位置	Appliance 設備	Brand Name 品牌名稱	Model No. 型號	Flats 單位								
				A1	A3	A5	B1	B2	B3	B5	B6	
Master Bathroom 主人浴室	Electric Water Heater 電熱水爐	STIEBEL ELTRON 斯寶亞創	DHE 27 SLi	-	-	/	/	/	/	/	/	/
	Gas Water Heater 煤氣熱水爐	TGC 煤氣公司	TNJW221TFQL	√^	√^	/	/	/	/	/	/	/
	Exhaust Fan 抽氣扇	GELEC 通用電器	DPT10-24H	√	√	/	/	/	/	/	/	/
Bathroom 浴室	Dehumidifier 抽濕機	COLD MAGIC 高美	CDH-22R2B	√	√	√	√	√	√	√	√	√
	Electric Water Heater 電熱水爐	STIEBEL ELTRON 斯寶亞創	DHE 21 SLi	-	-	√	√	√	√	√	√	√
	Gas Water Heater 煤氣熱水爐	TGC 煤氣公司	TNJW221TFL	√*	√*	-	-	-	-	-	-	-
	Exhaust Fan 抽氣扇	GELEC 通用電器	DPT10-24H	√	√	√	√	√	√	√	√	√
Lavatory inside Utility Room 工作間內之洗手間	Electric Water Heater 電熱水爐	STIEBEL ELTRON 斯寶亞創	DHE 21 SLi	-	-	/	/	/	/	/	/	/
	Gas Water Heater 煤氣熱水爐	TGC 煤氣公司	TNJW221TFL	√*	√*	/	/	/	/	/	/	/
	Exhaust Fan 抽氣扇	GELEC 通用電器	DPT10-24H	√	√	/	/	/	/	/	/	/

Notes:

1. The symbol "√" as shown in the above table denotes "Provided".
2. The symbol "-" as shown in the above table denotes "Not Provided".
3. The symbol "/" as shown in the above table denotes "Not Applicable".
4. The symbol "*" as shown in the above table denotes "Gas Water Heater shared with Bathroom, Lavatory inside Utility Room and Kitchen and installed inside Kitchen".
5. The symbol "#" as shown in the above table denotes "Gas Water Heater shared with Bathroom and Kitchen and installed inside Kitchen".
6. The symbol "^" as shown in the above table denotes "Gas Water Heater installed inside Kitchen".
7. The Vendor undertakes that if lifts or appliances of specified brand name or model number are not installed in the Phase, lifts or appliances of comparable quality will be installed.

備註：

1. 上表 "√" 代表「提供」。
2. 上表 "-" 代表「不提供」。
3. 上表 "/" 代表「不適用」。
4. 上表 "*" 代表煤氣熱水爐與浴室、工作間內之洗手間及廚房共用並安裝於廚房內。
5. 上表 "# " 代表煤氣熱水爐與浴室及廚房共用並安裝於廚房內。
6. 上表 "^" 代表煤氣熱水爐安裝於廚房內。
7. 賣方承諾如期數中沒有安裝指明的品牌名稱或產品型號的升降機或設備，便會安裝品質相若的升降機或設備。

FITTINGS, FINISHES AND APPLIANCES

裝置、裝修物料及設備

Appliances Schedule - Air-conditioner

設備說明表 - 冷氣機

Tower 8 : G/F - 1/F

第8座：地下至1樓

Location 位置	Appliance 設備	Brand Name 品牌名稱	Model No. (Indoor Unit / Outdoor Unit) 型號 (室內機 / 室外機)	Flats 單位		
				A2	A3	A5
Living Room/Dining Room 客廳/飯廳	Split Type Air-conditioner 分體式冷氣機	MITSUBISHI ELECTRIC 三菱電機	MSZ-GE50VA-E1 / MXZ-5C100VA	-	-	-
			MSZ-GE71VA-E1 / MUZ-GE71VA-E1	-	✓	✓
			MSZ-GE71VA-E1 / MXZ-5C100VA	✓~	-	-
MSZ-GE35VA-E1 / MUZ-GE35VA-E1			-	-	-	
MSZ-GE35VA-E1 / MXZ-3C68VA			✓^	✓^	✓^	
MSZ-GE50VA-E1 / MXZ-4C80VA			-	-	-	
MSZ-GE25VA-E1 / MXZ-3C68VA			✓^	✓^	✓^	
MSZ-GE25VA-E1 / MXZ-2C52VA			-	-	-	
MSZ-GE25VA-E1 / MXZ-4C80VA			-	-	-	
MSZ-GE25VA-E1 / MXZ-2C52VA			/	/	/	
MSZ-GE25VA-E1 / MXZ-2C52VA	-	/	/			
MSZ-GE25VA-E1 / MXZ-5C100VA	✓~	/	/			
MSZ-GE25VA-E1 / MXZ-2C52VA	/	/	/			
Master Bedroom 主人睡房						
Bedroom 2 睡房2						
Bedroom 3 睡房3						
Store Room 儲物房						
Utility Room 工作間						

Notes:

- The symbol "✓" as shown in the above table denotes "Provided".
- The symbol "-" as shown in the above table denotes "Not Provided".
- The symbol "/" as shown in the above table denotes "Not Applicable".
- () : Number of Indoor Unit
- * : Shared Outdoor Unit
- # : Shared Outdoor Unit
- ^ : Shared Outdoor Unit
- ~ : Shared Outdoor Unit
- The Vendor undertakes that if lifts or appliances of specified brand name or model number are not installed in the Phase, lifts or appliances of comparable quality will be installed.

備註:

- 上表 "✓" 代表「提供」。
- 上表 "-" 代表「不提供」。
- 上表 "/" 代表「不適用」。
- () : 室內機數量
- * : 共用室外機
- # : 共用室外機
- ^ : 共用室外機
- ~ : 共用室外機
- 賣方承諾如期數中沒有安裝指明的品牌名稱或產品型號的升降機或設備，便會安裝品質相若的升降機或設備。

Appliances Schedule - Air-conditioner

設備說明表 - 冷氣機

Tower 8 : 2/F - 3/F, 5/F - 12/F and 15/F - 19/F

第8座：2樓至3樓、5樓至12樓及15樓至19樓

Location 位置	Appliance 設備	Brand Name 品牌名稱	Model No. (Indoor Unit / Outdoor Unit) 型號 (室內機 / 室外機)	Flats 單位									
				A1	A2	A3	A5	A6	B1	B2	B3	B5	
Living Room/Dining Room 客廳/飯廳	Split Type Air-conditioner 分體式冷氣機	MITSUBISHI ELECTRIC 三菱電機	MSZ-GE50VA-E1 / MXZ-5C100VA	-	-	-	-	-	-	-	-	-	
			MSZ-GE71VA-E1 / MUZ-GE71VA-E1	√	-	√	√	√	√	√	√	√	
			MSZ-GE71VA-E1 / MXZ-5C100VA	-	√~	-	-	-	-	-	-	-	
			MSZ-GE35VA-E1 / MUZ-GE35VA-E1	-	-	-	-	√	-	-	-	√	
Master Bedroom 主人睡房			MSZ-GE35VA-E1 / MUZ-GE35VA-E1	-	-	-	-	/	/	/	-	-	/
			MSZ-GE35VA-E1 / MXZ-3C68VA	√^	√^	√^	√^	/	/	/	-	√^	/
Bedroom 2 睡房2			MSZ-GE50VA-E1 / MXZ-4C80VA	-	-	-	-	/	/	/	√^	-	/
			MSZ-GE25VA-E1 / MXZ-3C68VA	√^	√^	√^	√^	/	/	/	-	√^	/
			MSZ-GE25VA-E1 / MXZ-2C52VA	-	-	-	-	/	/	/	-	-	/
Bedroom 3 睡房3			MSZ-GE25VA-E1 / MXZ-4C80VA	-	-	-	-	/	/	/	√^	-	/
			MSZ-GE25VA-E1 / MXZ-2C52VA	/	/	/	/	/	/	/	√#	/	/
Store Room 儲物房			MSZ-GE25VA-E1 / MXZ-2C52VA	/	-	/	/	/	/	/	/	/	/
	MSZ-GE25VA-E1 / MXZ-5C100VA	/	√~	/	/	/	/	/	/	/	/		
Utility Room 工作間	MSZ-GE25VA-E1 / MXZ-2C52VA	/	/	/	/	/	/	/	√#	/	/		

Notes:

1. The symbol "√" as shown in the above table denotes "Provided".
2. The symbol "-" as shown in the above table denotes "Not Provided".
3. The symbol "/" as shown in the above table denotes "Not Applicable".
4. () : Number of Indoor Unit
5. * : Shared Outdoor Unit
6. # : Shared Outdoor Unit
7. ^ : Shared Outdoor Unit
8. ~ : Shared Outdoor Unit
9. The Vendor undertakes that if lifts or appliances of specified brand name or model number are not installed in the Phase, lifts or appliances of comparable quality will be installed.

備註:

1. 上表 "√" 代表「提供」。
2. 上表 "-" 代表「不提供」。
3. 上表 "/" 代表「不適用」。
4. () : 室內機數量
5. * : 共用室外機
6. # : 共用室外機
7. ^ : 共用室外機
8. ~ : 共用室外機
9. 賣方承諾如期數中沒有安裝指明的品牌名稱或產品型號的升降機或設備，便會安裝品質相若的升降機或設備。

FITTINGS, FINISHES AND APPLIANCES

裝置、裝修物料及設備

Appliances Schedule - Air-conditioner

設備說明表 - 冷氣機

Tower 8 : 20/F

第8座 : 20樓

Location 位置	Appliance 設備	Brand Name 品牌名稱	Model No. (Indoor Unit / Outdoor Unit) 型號 (室內機 / 室外機)	Flats 單位					
				A1	A5	A6	B2	B3	B5
Living Room/Dining Room 客廳/飯廳	Duct Type Air-conditioner 管導式冷氣機	MITSUBISHI ELECTRIC 三菱電機	SEZ-KD71VAL / MXZ-5C100VA	√^	-	-	-	-	-
			SEZ-KD71VAL / MXZ-5C100VA	√*	-	-	-	-	-
			SEZ-KD71VAL / MXZ-5C100VA	√~	-	-	-	-	-
	Split Type Air-conditioner 分體式冷氣機		MSZ-GE50VA-E1 / MXZ-5C100VA	-	-	-	-	-	-
			MSZ-GE71VA-E1 / MUZ-GE71VA-E1	-	√	√	√	√	√
			MSZ-GE35VA-E1 / MUZ-GE35VA-E1	-	-	√	-	-	√
Master Bedroom 主人睡房	Split Type Air-conditioner 分體式冷氣機	MSZ-GE50VA-E1 / MUZ-GE50VA-E1	√	-	/	-	-	/	
		MSZ-GE25VA-E1 / MXZ-5C100VA	√^	-	/	-	-	/	
		MSZ-GE35VA-E1 / MXZ-3C68VA	-	√^	/	-	√^	/	
		MSZ-GE50VA-E1 / MXZ-4C80VA	-	-	/	√^	-	/	
Bedroom 2 睡房2		MSZ-GE25VA-E1 / MXZ-5C100VA	√*	-	/	-	-	/	
		MSZ-GE25VA-E1 / MXZ-3C68VA	-	√^	/	-	√^	/	
		MSZ-GE25VA-E1 / MXZ-4C80VA	-	-	/	√^	-	/	
Bedroom 3 睡房3		MSZ-GE25VA-E1 / MXZ-5C100VA	√~	/	/	-	/	/	
		MSZ-GE25VA-E1 / MXZ-2C52VA	-	/	/	√#	/	/	
Store Room 儲物房		MSZ-GE25VA-E1 / MXZ-2C52VA	√#	/	/	/	/	/	
Utility Room 工作間	MSZ-GE25VA-E1 / MXZ-2C52VA	√#	/	/	√#	/	/		

Notes:

1. The symbol "√" as shown in the above table denotes "Provided".
2. The symbol "-" as shown in the above table denotes "Not Provided".
3. The symbol "/" as shown in the above table denotes "Not Applicable".
4. () : Number of Indoor Unit
5. * : Shared Outdoor Unit
6. # : Shared Outdoor Unit
7. ^ : Shared Outdoor Unit
8. ~ : Shared Outdoor Unit
9. The Vendor undertakes that if lifts or appliances of specified brand name or model number are not installed in the Phase, lifts or appliances of comparable quality will be installed.

備註:

1. 上表 "√" 代表「提供」。
2. 上表 "-" 代表「不提供」。
3. 上表 "/" 代表「不適用」。
4. () : 室內機數量
5. * : 共用室外機
6. # : 共用室外機
7. ^ : 共用室外機
8. ~ : 共用室外機
9. 賣方承諾如期數中沒有安裝指明的品牌名稱或產品型號的升降機或設備，便會安裝品質相若的升降機或設備。

Appliances Schedule - Air-conditioner

設備說明表 - 冷氣機

Tower 8 : 21/F

第8座 : 21樓

Location 位置	Appliance 設備	Brand Name 品牌名稱	Model No. (Indoor Unit / Outdoor Unit) 型號 (室內機 / 室外機)	Flats 單位								
				A1	A5	A6	B2	B3	B5			
Living Room/Dining Room 客廳/飯廳	Duct Type Air-conditioner 管導式冷氣機	MITSUBISHI ELECTRIC 三菱電機	SEZ-KD71VAL / MXZ-5C100VA	√^	-	-	-	-	-			
			SEZ-KD71VAL / MXZ-5C100VA	√*	-	-	-	-	-			
			SEZ-KD71VAL / MXZ-5C100VA	√~	-	-	-	-	-			
	Split Type Air-conditioner 分體式冷氣機		MSZ-GE50VA-E1 / MXZ-5C100VA	-	-	-	-	-	-			
			MSZ-GE71VA-E1 / MUZ-GE71VA-E1	-	√	√	√	√	√			
			MSZ-GE35VA-E1 / MUZ-GE35VA-E1	-	-	√	-	-	√			
Master Bedroom 主人睡房	Split Type Air-conditioner 分體式冷氣機		MSZ-GE50VA-E1 / MXZ-4C80VA	√#	-	/	-	-	/			
			MSZ-GE25VA-E1 / MXZ-5C100VA	√^	-	/	-	-	/			
			MSZ-GE35VA-E1 / MXZ-3C68VA	-	√^	/	-	√^	/			
Bedroom 2 睡房2			Split Type Air-conditioner 分體式冷氣機	MSZ-GE50VA-E1 / MXZ-4C80VA	-	-	/	√^	-	/		
				MSZ-GE25VA-E1 / MXZ-5C100VA	√*	-	/	-	-	/		
				MSZ-GE25VA-E1 / MXZ-3C68VA	-	√^	/	-	√^	/		
Bedroom 3 睡房3		Split Type Air-conditioner 分體式冷氣機		MSZ-GE25VA-E1 / MXZ-4C80VA	-	-	/	√^	-	/		
				MSZ-GE25VA-E1 / MXZ-5C100VA	√~	/	/	-	/	/		
Store Room 儲物房				Split Type Air-conditioner 分體式冷氣機	MSZ-GE25VA-E1 / MXZ-2C52VA	-	/	/	√#	/	/	
					MSZ-GE25VA-E1 / MXZ-4C80VA	-	/	/	-	/	/	
Utility Room 工作間					Split Type Air-conditioner 分體式冷氣機	MSZ-GE25VA-E1 / MXZ-2C52VA	√#	/	/	-	/	/
						MSZ-GE25VA-E1 / MXZ-4C80VA	-	/	/	√#	/	/

Notes:

1. The symbol "√" as shown in the above table denotes "Provided".
2. The symbol "-" as shown in the above table denotes "Not Provided".
3. The symbol "/" as shown in the above table denotes "Not Applicable".
4. () : Number of Indoor Unit
5. * : Shared Outdoor Unit
6. # : Shared Outdoor Unit
7. ^ : Shared Outdoor Unit
8. ~ : Shared Outdoor Unit
9. The Vendor undertakes that if lifts or appliances of specified brand name or model number are not installed in the Phase, lifts or appliances of comparable quality will be installed.

備註:

1. 上表 "√" 代表「提供」。
2. 上表 "-" 代表「不提供」。
3. 上表 "/" 代表「不適用」。
4. () : 室內機數量
5. * : 共用室外機
6. # : 共用室外機
7. ^ : 共用室外機
8. ~ : 共用室外機
9. 賣方承諾如期數中沒有安裝指明的品牌名稱或產品型號的升降機或設備，便會安裝品質相若的升降機或設備。

FITTINGS, FINISHES AND APPLIANCES

裝置、裝修物料及設備

Appliances Schedule - Air-conditioner

設備說明表 - 冷氣機

Tower 9 : G/F - 1/F

第9座：地下至1樓

Location 位置	Appliance 設備	Brand Name 品牌名稱	Model No. (Indoor Unit / Outdoor Unit) 型號 (室內機 / 室外機)	Flats 單位						
				A1	A2	A5	B1	B2	B3	B6
Living Room/Dining Room 客廳/飯廳	Split Type Air-conditioner 分體式冷氣機	MITSUBISHI ELECTRIC 三菱電機	MSZ-GE50VA-E1 / MXZ-5C100VA	√(2)~	√(2)~	-	-	-	-	-
			MSZ-GE71VA-E1 / MUZ-GE71VA-E1	-	-	√	√	√	√	√
			MSZ-GE71VA-E1 / MXZ-5C100VA	-	-	-	-	-	-	-
			MSZ-GE35VA-E1 / MUZ-GE35VA-E1	-	-	-	-	-	√	-
Master Bedroom 主人睡房			MSZ-GE35VA-E1 / MUZ-GE35VA-E1	√	√	-	-	-	/	-
			MSZ-GE35VA-E1 / MXZ-3C68VA	-	-	√^	√^	√^	/	√^
Bedroom 2 睡房2			MSZ-GE50VA-E1 / MXZ-4C80VA	-	-	-	-	-	/	-
			MSZ-GE25VA-E1 / MXZ-3C68VA	-	-	√^	√^	√^	/	√^
			MSZ-GE25VA-E1 / MXZ-2C52VA	√*	√*	-	-	-	/	-
Bedroom 3 睡房3			MSZ-GE25VA-E1 / MXZ-4C80VA	-	-	-	-	-	/	-
			MSZ-GE25VA-E1 / MXZ-2C52VA	√*	√*	/	/	/	/	/
Store Room 儲物房			MSZ-GE25VA-E1 / MXZ-2C52VA	√#	/	/	/	/	/	/
	MSZ-GE25VA-E1 / MXZ-5C100VA	-	/	/	/	/	/	/		
Utility Room 工作間	MSZ-GE25VA-E1 / MXZ-2C52VA	√#	/	/	/	/	/	/		

Notes:

1. The symbol "√" as shown in the above table denotes "Provided".
2. The symbol "-" as shown in the above table denotes "Not Provided".
3. The symbol "/" as shown in the above table denotes "Not Applicable".
4. () : Number of Indoor Unit
5. * : Shared Outdoor Unit
6. # : Shared Outdoor Unit
7. ^ : Shared Outdoor Unit
8. ~ : Shared Outdoor Unit
9. The Vendor undertakes that if lifts or appliances of specified brand name or model number are not installed in the Phase, lifts or appliances of comparable quality will be installed.

備註:

1. 上表 "√" 代表「提供」。
2. 上表 "-" 代表「不提供」。
3. 上表 "/" 代表「不適用」。
4. () : 室內機數量
5. * : 共用室外機
6. # : 共用室外機
7. ^ : 共用室外機
8. ~ : 共用室外機
9. 賣方承諾如期數中沒有安裝指明的品牌名稱或產品型號的升降機或設備，便會安裝品質相若的升降機或設備。

Appliances Schedule - Air-conditioner

設備說明表 - 冷氣機

Tower 9 : 2/F - 3/F, 5/F - 12/F and 15/F - 19/F

第9座：2樓至3樓、5樓至12樓及15樓至19樓

Location 位置	Appliance 設備	Brand Name 品牌名稱	Model No. (Indoor Unit / Outdoor Unit) 型號 (室內機 / 室外機)	Flats 單位									
				A1	A2	A3	A5	B1	B2	B3	B5	B6	
Living Room/Dining Room 客廳/飯廳	Split Type Air-conditioner 分體式冷氣機	MITSUBISHI ELECTRIC 三菱電機	MSZ-GE50VA-E1 / MXZ-5C100VA	√(2)~	√(2)~	-	-	-	-	-	-	-	-
			MSZ-GE71VA-E1 / MUZ-GE71VA-E1	-	-	√	√	√	√	√	√	√	√
			MSZ-GE71VA-E1 / MXZ-5C100VA	-	-	-	-	-	-	-	-	-	-
			MSZ-GE35VA-E1 / MUZ-GE35VA-E1	-	-	-	-	-	-	√	-	-	-
Master Bedroom 主人睡房			MSZ-GE35VA-E1 / MUZ-GE35VA-E1	√	√	√	-	-	-	/	-	-	
			MSZ-GE35VA-E1 / MXZ-3C68VA	-	-	-	√^	√^	√^	/	√^	√^	
Bedroom 2 睡房2			MSZ-GE50VA-E1 / MXZ-4C80VA	-	-	-	-	-	-	/	-	-	
			MSZ-GE25VA-E1 / MXZ-3C68VA	-	-	-	√^	√^	√^	/	√^	√^	
			MSZ-GE25VA-E1 / MXZ-2C52VA	√*	√*	√*	-	-	-	/	-	-	
Bedroom 3 睡房3			MSZ-GE25VA-E1 / MXZ-4C80VA	-	-	-	-	-	-	/	-	-	
			MSZ-GE25VA-E1 / MXZ-2C52VA	√*	√*	√*	/	/	/	/	/	/	
Store Room 儲物房			MSZ-GE25VA-E1 / MXZ-2C52VA	√#	/	/	/	/	/	/	/	/	
	MSZ-GE25VA-E1 / MXZ-5C100VA	-	/	/	/	/	/	/	/	/			
Utility Room 工作間	MSZ-GE25VA-E1 / MXZ-2C52VA	√#	/	/	/	/	/	/	/	/			

Notes:

1. The symbol "√" as shown in the above table denotes "Provided".
2. The symbol "-" as shown in the above table denotes "Not Provided".
3. The symbol "/" as shown in the above table denotes "Not Applicable".
4. () : Number of Indoor Unit
5. * : Shared Outdoor Unit
6. # : Shared Outdoor Unit
7. ^ : Shared Outdoor Unit
8. ~ : Shared Outdoor Unit
9. The Vendor undertakes that if lifts or appliances of specified brand name or model number are not installed in the Phase, lifts or appliances of comparable quality will be installed.

備註:

1. 上表 "√" 代表「提供」。
2. 上表 "-" 代表「不提供」。
3. 上表 "/" 代表「不適用」。
4. () : 室內機數量
5. * : 共用室外機
6. # : 共用室外機
7. ^ : 共用室外機
8. ~ : 共用室外機
9. 賣方承諾如期數中沒有安裝指明的品牌名稱或產品型號的升降機或設備，便會安裝品質相若的升降機或設備。

FITTINGS, FINISHES AND APPLIANCES

裝置、裝修物料及設備

Appliances Schedule - Air-conditioner

設備說明表 - 冷氣機

Tower 9 : 20/F

第9座 : 20樓

Location 位置	Appliance 設備	Brand Name 品牌名稱	Model No. (Indoor Unit / Outdoor Unit) 型號 (室內機 / 室外機)	Flats 單位							
				A1	A3	A5	B1	B2	B3	B5	B6
Living Room/Dining Room 客廳/飯廳	Duct Type Air-conditioner 管導式冷氣機	MITSUBISHI ELECTRIC 三菱電機	SEZ-KD71VAL / MXZ-5C100VA	√*	-	-	-	-	-	-	-
			SEZ-KD71VAL / MXZ-5C100VA	√~	-	-	-	-	-	-	-
	Split Type Air-conditioner 分體式冷氣機		MSZ-GE50VA-E1 / MXZ-5C100VA	-	-	-	-	-	-	-	-
			MSZ-GE71VA-E1 / MUZ-GE71VA-E1	-	√	√	√	√	√	√	√
			MSZ-GE35VA-E1 / MUZ-GE35VA-E1	-	-	-	-	-	√	-	-
Master Bedroom 主人睡房	Split Type Air-conditioner 分體式冷氣機		MSZ-GE50VA-E1 / MUZ-GE50VA-E1	√	-	-	-	-	/	-	-
			MSZ-GE25VA-E1 / MUZ-GE25VA-E1	√	-	-	-	-	/	-	-
			MSZ-GE35VA-E1 / MUZ-GE35VA-E1	-	√	-	-	-	/	-	-
			MSZ-GE35VA-E1 / MXZ-3C68VA	-	-	√^	√^	√^	/	√^	√^
			MSZ-GE25VA-E1 / MXZ-5C100VA	√*	-	-	-	-	/	-	-
Bedroom 2 睡房2		MSZ-GE25VA-E1 / MXZ-3C68VA	-	-	√^	√^	√^	/	√^	√^	
		MSZ-GE25VA-E1 / MXZ-2C52VA	-	√*	-	-	-	/	-	-	
Bedroom 3 睡房3		MSZ-GE25VA-E1 / MXZ-5C100VA	√~	-	/	/	/	/	/	/	
		MSZ-GE25VA-E1 / MXZ-2C52VA	-	√*	/	/	/	/	/	/	
Store Room 儲物房		MSZ-GE25VA-E1 / MXZ-2C52VA	√#	/	/	/	/	/	/	/	
Utility Room 工作間	MSZ-GE25VA-E1 / MXZ-2C52VA	√#	/	/	/	/	/	/	/		

Notes:

1. The symbol "√" as shown in the above table denotes "Provided".
2. The symbol "-" as shown in the above table denotes "Not Provided".
3. The symbol "/" as shown in the above table denotes "Not Applicable".
4. () : Number of Indoor Unit
5. * : Shared Outdoor Unit
6. # : Shared Outdoor Unit
7. ^ : Shared Outdoor Unit
8. ~ : Shared Outdoor Unit
9. The Vendor undertakes that if lifts or appliances of specified brand name or model number are not installed in the Phase, lifts or appliances of comparable quality will be installed.

備註:

1. 上表 "√" 代表「提供」。
2. 上表 "-" 代表「不提供」。
3. 上表 "/" 代表「不適用」。
4. () : 室內機數量
5. * : 共用室外機
6. # : 共用室外機
7. ^ : 共用室外機
8. ~ : 共用室外機
9. 賣方承諾如期數中沒有安裝指明的品牌名稱或產品型號的升降機或設備，便會安裝品質相若的升降機或設備。

Appliances Schedule - Air-conditioner

設備說明表 - 冷氣機

Tower 9 : 21/F

第9座 : 21樓

Location 位置	Appliance 設備	Brand Name 品牌名稱	Model No. (Indoor Unit / Outdoor Unit) 型號 (室內機 / 室外機)	Flats 單位								
				A1	A3	A5	B1	B2	B3	B5	B6	
Living Room/Dining Room 客廳/飯廳	Duct Type Air-conditioner 管導式冷氣機	MITSUBISHI ELECTRIC 三菱電機	SEZ-KD71VAL / MXZ-5C100VA	√*	-	-	-	-	-	-	-	-
			SEZ-KD71VAL / MXZ-5C100VA	√~	-	-	-	-	-	-	-	-
	Split Type Air-conditioner 分體式冷氣機		MSZ-GE50VA-E1 / MXZ-5C100VA	-	-	-	-	-	-	-	-	-
			MSZ-GE71VA-E1 / MUZ-GE71VA-E1	-	√	√	√	√	√	√	√	√
			MSZ-GE35VA-E1 / MUZ-GE35VA-E1	-	-	-	-	-	√	-	-	-
Master Bedroom 主人睡房	Split Type Air-conditioner 分體式冷氣機		MSZ-GE50VA-E1 / MXZ-4C80VA	√#	-	-	-	-	/	-	-	
			MSZ-GE25VA-E1 / MUZ-GE25VA-E1	√	-	-	-	-	/	-	-	
			MSZ-GE35VA-E1 / MUZ-GE35VA-E1	-	√	-	-	-	/	-	-	
			MSZ-GE35VA-E1 / MXZ-3C68VA	-	-	√^	√^	√^	/	√^	√^	
Bedroom 2 睡房2			MSZ-GE25VA-E1 / MXZ-5C100VA	√*	-	-	-	-	/	-	-	
		MSZ-GE25VA-E1 / MXZ-3C68VA	-	-	√^	√^	√^	/	√^	√^		
		MSZ-GE25VA-E1 / MXZ-2C52VA	-	√*	-	-	-	/	-	-		
Bedroom 3 睡房3		MSZ-GE25VA-E1 / MXZ-5C100VA	√~	-	/	/	/	/	/	/		
		MSZ-GE25VA-E1 / MXZ-2C52VA	-	√*	/	/	/	/	/	/		
Store Room 儲物房		MSZ-GE25VA-E1 / MXZ-2C52VA	-	/	/	/	/	/	/			
Utility Room 工作間	MSZ-GE25VA-E1 / MXZ-4C80VA	√#	/	/	/	/	/	/	/			
	MSZ-GE25VA-E1 / MXZ-2C52VA	-	/	/	/	/	/	/	/			

Notes:

1. The symbol "√" as shown in the above table denotes "Provided".
2. The symbol "-" as shown in the above table denotes "Not Provided".
3. The symbol "/" as shown in the above table denotes "Not Applicable".
4. () : Number of Indoor Unit
5. * : Shared Outdoor Unit
6. # : Shared Outdoor Unit
7. ^ : Shared Outdoor Unit
8. ~ : Shared Outdoor Unit
9. The Vendor undertakes that if lifts or appliances of specified brand name or model number are not installed in the Phase, lifts or appliances of comparable quality will be installed.

備註:

1. 上表 "√" 代表「提供」。
2. 上表 "-" 代表「不提供」。
3. 上表 "/" 代表「不適用」。
4. () : 室內機數量
5. * : 共用室外機
6. # : 共用室外機
7. ^ : 共用室外機
8. ~ : 共用室外機
9. 賣方承諾如期數中沒有安裝指明的品牌名稱或產品型號的升降機或設備，便會安裝品質相若的升降機或設備。

FITTINGS, FINISHES AND APPLIANCES

裝置、裝修物料及設備

Appliances Schedule - Air-conditioner

設備說明表 - 冷氣機

Tower 10 : G/F - 1/F

第10座：地下至1樓

Location 位置	Appliance 設備	Brand Name 品牌名稱	Model No. (Indoor Unit / Outdoor Unit) 型號 (室內機 / 室外機)	Flats 單位					
				A1	A2	A3	A5	B1	B6
Living Room/Dining Room 客廳/飯廳	Split Type Air-conditioner 分體式冷氣機	MITSUBISHI ELECTRIC 三菱電機	MSZ-GE50VA-E1 / MXZ-5C100VA	√(2)~	√(2)~	-	-	-	-
			MSZ-GE71VA-E1 / MUZ-GE71VA-E1	-	-	√	√	-	√
			MSZ-GE71VA-E1 / MXZ-5C100VA	-	-	-	-	√~	-
Master Bedroom 主人睡房			MSZ-GE35VA-E1 / MUZ-GE35VA-E1	√	√	√	-	-	√
			MSZ-GE35VA-E1 / MXZ-3C68VA	-	-	-	√^	√^	-
Bedroom 2 睡房2			MSZ-GE50VA-E1 / MXZ-4C80VA	-	-	-	-	-	-
			MSZ-GE25VA-E1 / MXZ-3C68VA	-	-	-	√^	√^	/
			MSZ-GE25VA-E1 / MXZ-2C52VA	√*	√*	√*	-	-	/
Bedroom 3 睡房3			MSZ-GE25VA-E1 / MXZ-4C80VA	-	-	-	-	-	/
			MSZ-GE25VA-E1 / MXZ-2C52VA	√*	√*	√*	/	/	/
Store Room 儲物房	MSZ-GE25VA-E1 / MXZ-2C52VA	√#	/	/	/	-	/		
	MSZ-GE25VA-E1 / MXZ-5C100VA	-	/	/	/	√~	/		
Utility Room 工作間	MSZ-GE25VA-E1 / MXZ-2C52VA	√#	/	/	/	/	/		

Notes:

1. The symbol "√" as shown in the above table denotes "Provided".
2. The symbol "-" as shown in the above table denotes "Not Provided".
3. The symbol "/" as shown in the above table denotes "Not Applicable".
4. () : Number of Indoor Unit
5. * : Shared Outdoor Unit
6. # : Shared Outdoor Unit
7. ^ : Shared Outdoor Unit
8. ~ : Shared Outdoor Unit
9. The Vendor undertakes that if lifts or appliances of specified brand name or model number are not installed in the Phase, lifts or appliances of comparable quality will be installed.

備註:

1. 上表 "√" 代表「提供」。
2. 上表 "-" 代表「不提供」。
3. 上表 "/" 代表「不適用」。
4. () : 室內機數量
5. * : 共用室外機
6. # : 共用室外機
7. ^ : 共用室外機
8. ~ : 共用室外機
9. 賣方承諾如期數中沒有安裝指明的品牌名稱或產品型號的升降機或設備，便會安裝品質相若的升降機或設備。

Appliances Schedule - Air-conditioner

設備說明表 - 冷氣機

Tower 10 : 2/F - 3/F, 5/F - 12/F and 15/F - 19/F

第10座：2樓至3樓、5樓至12樓及15樓至19樓

Location 位置	Appliance 設備	Brand Name 品牌名稱	Model No. (Indoor Unit / Outdoor Unit) 型號 (室內機 / 室外機)	Flats 單位										
				A1	A2	A3	A5	B1	B2	B3	B5	B6		
Living Room/Dining Room 客廳/飯廳	Split Type Air-conditioner 分體式冷氣機	MITSUBISHI ELECTRIC 三菱電機	MSZ-GE50VA-E1 / MXZ-5C100VA	√(2)~	√(2)~	-	-	-	-	-	-	-	-	
			MSZ-GE71VA-E1 / MUZ-GE71VA-E1	-	-	√	√	-	√	√	√	√	√	
			MSZ-GE71VA-E1 / MXZ-5C100VA	-	-	-	-	√~	-	-	-	-	-	
Master Bedroom 主人睡房			MSZ-GE35VA-E1 / MUZ-GE35VA-E1	√	√	√	-	-	-	√	-	√	-	√
			MSZ-GE35VA-E1 / MXZ-3C68VA	-	-	-	√^	√^	√^	-	√^	-	-	
			MSZ-GE50VA-E1 / MXZ-4C80VA	-	-	-	-	-	-	-	-	-	-	
Bedroom 2 睡房2			MSZ-GE25VA-E1 / MXZ-3C68VA	-	-	-	√^	√^	√^	/	/	/	√^	/
			MSZ-GE25VA-E1 / MXZ-2C52VA	√*	√*	√*	-	-	-	/	/	/	-	/
			MSZ-GE25VA-E1 / MXZ-4C80VA	-	-	-	-	-	-	/	/	/	-	/
Bedroom 3 睡房3			MSZ-GE25VA-E1 / MXZ-2C52VA	√*	√*	√*	/	/	/	/	/	/	/	/
Store Room 儲物房			MSZ-GE25VA-E1 / MXZ-2C52VA	√#	/	/	/	/	/	-	/	/	/	/
			MSZ-GE25VA-E1 / MXZ-5C100VA	-	/	/	/	/	√~	/	/	/	/	/
Utility Room 工作間	MSZ-GE25VA-E1 / MXZ-2C52VA	√#	/	/	/	/	/	/	/	/	/	/		

Notes:

1. The symbol "√" as shown in the above table denotes "Provided".
2. The symbol "-" as shown in the above table denotes "Not Provided".
3. The symbol "/" as shown in the above table denotes "Not Applicable".
4. () : Number of Indoor Unit
5. * : Shared Outdoor Unit
6. # : Shared Outdoor Unit
7. ^ : Shared Outdoor Unit
8. ~ : Shared Outdoor Unit
9. The Vendor undertakes that if lifts or appliances of specified brand name or model number are not installed in the Phase, lifts or appliances of comparable quality will be installed.

備註:

1. 上表 "√" 代表「提供」。
2. 上表 "-" 代表「不提供」。
3. 上表 "/" 代表「不適用」。
4. () : 室內機數量
5. * : 共用室外機
6. # : 共用室外機
7. ^ : 共用室外機
8. ~ : 共用室外機
9. 賣方承諾如期數中沒有安裝指明的品牌名稱或產品型號的升降機或設備，便會安裝品質相若的升降機或設備。

FITTINGS, FINISHES AND APPLIANCES

裝置、裝修物料及設備

Appliances Schedule - Air-conditioner

設備說明表 - 冷氣機

Tower 10 : 20/F

第10座 : 20樓

Location 位置	Appliance 設備	Brand Name 品牌名稱	Model No. (Indoor Unit / Outdoor Unit) 型號 (室內機 / 室外機)	Flats 單位							
				A1	A3	A5	B1	B2	B3	B5	B6
Living Room/Dining Room 客廳/飯廳	Duct Type Air-conditioner 管導式冷氣機	MITSUBISHI ELECTRIC 三菱電機	SEZ-KD71VAL / MXZ-5C100VA	√*	-	-	-	-	-	-	-
			SEZ-KD71VAL / MXZ-5C100VA	√~	-	-	-	-	-	-	-
	Split Type Air-conditioner 分體式冷氣機		MSZ-GE50VA-E1 / MXZ-5C100VA	-	-	-	-	-	-	-	-
			MSZ-GE71VA-E1 / MUZ-GE71VA-E1	-	√	√	√	√	√	√	√
Master Bedroom 主人睡房	Split Type Air-conditioner 分體式冷氣機		MSZ-GE50VA-E1 / MUZ-GE50VA-E1	√	-	-	-	-	-	-	-
			MSZ-GE25VA-E1 / MUZ-GE25VA-E1	√	-	-	-	-	-	-	-
			MSZ-GE35VA-E1 / MUZ-GE35VA-E1	-	√	-	-	-	√	-	√
			MSZ-GE35VA-E1 / MXZ-3C68VA	-	-	√^	√^	√^	-	√^	-
			MSZ-GE50VA-E1 / MXZ-4C80VA	-	-	-	-	-	-	-	-
			MSZ-GE25VA-E1 / MXZ-5C100VA	√*	-	-	-	-	/	-	/
Bedroom 2 睡房2			MSZ-GE25VA-E1 / MXZ-3C68VA	-	-	√^	√^	√^	/	√^	/
			MSZ-GE25VA-E1 / MXZ-2C52VA	-	√*	-	-	-	/	-	/
Bedroom 3 睡房3		MSZ-GE25VA-E1 / MXZ-5C100VA	√~	-	/	/	/	/	/	/	
		MSZ-GE25VA-E1 / MXZ-2C52VA	-	√*	/	/	/	/	/	/	
Store Room 儲物房		MSZ-GE25VA-E1 / MXZ-2C52VA	√#	/	/	/	/	/	/	/	
Utility Room 工作間		MSZ-GE25VA-E1 / MXZ-2C52VA	√#	/	/	/	/	/	/	/	

Notes:

1. The symbol "√" as shown in the above table denotes "Provided".
2. The symbol "-" as shown in the above table denotes "Not Provided".
3. The symbol "/" as shown in the above table denotes "Not Applicable".
4. () : Number of Indoor Unit
5. * : Shared Outdoor Unit
6. # : Shared Outdoor Unit
7. ^ : Shared Outdoor Unit
8. ~ : Shared Outdoor Unit
9. The Vendor undertakes that if lifts or appliances of specified brand name or model number are not installed in the Phase, lifts or appliances of comparable quality will be installed.

備註:

1. 上表 "√" 代表「提供」。
2. 上表 "-" 代表「不提供」。
3. 上表 "/" 代表「不適用」。
4. () : 室內機數量
5. * : 共用室外機
6. # : 共用室外機
7. ^ : 共用室外機
8. ~ : 共用室外機
9. 賣方承諾如期數中沒有安裝指明的品牌名稱或產品型號的升降機或設備，便會安裝品質相若的升降機或設備。

Appliances Schedule - Air-conditioner

設備說明表 - 冷氣機

Tower 10 : 21/F

第10座 : 21樓

Location 位置	Appliance 設備	Brand Name 品牌名稱	Model No. (Indoor Unit / Outdoor Unit) 型號 (室內機 / 室外機)	Flats 單位								
				A1	A3	A5	B1	B2	B3	B5	B6	
Living Room/Dining Room 客廳/飯廳	Duct Type Air-conditioner 管導式冷氣機	MITSUBISHI ELECTRIC 三菱電機	SEZ-KD71VAL / MXZ-5C100VA	√*	-	-	-	-	-	-	-	-
			SEZ-KD71VAL / MXZ-5C100VA	√~	-	-	-	-	-	-	-	-
	Split Type Air-conditioner 分體式冷氣機		MSZ-GE50VA-E1 / MXZ-5C100VA	-	-	-	-	-	-	-	-	-
			MSZ-GE71VA-E1 / MUZ-GE71VA-E1	-	√	√	√	√	√	√	√	√
Master Bedroom 主人睡房	Split Type Air-conditioner 分體式冷氣機		MSZ-GE50VA-E1 / MXZ-4C80VA	√#	-	-	-	-	-	-	-	-
			MSZ-GE25VA-E1 / MUZ-GE25VA-E1	√	-	-	-	-	-	-	-	-
			MSZ-GE35VA-E1 / MUZ-GE35VA-E1	-	√	-	-	-	√	-	√	√
			MSZ-GE35VA-E1 / MXZ-3C68VA	-	-	√^	√^	√^	-	√^	-	
			MSZ-GE50VA-E1 / MXZ-4C80VA	-	-	-	-	-	-	-	-	-
			MSZ-GE25VA-E1 / MXZ-5C100VA	√*	-	-	-	-	/	-	/	
			MSZ-GE25VA-E1 / MXZ-3C68VA	-	-	√^	√^	√^	/	√^	/	
			MSZ-GE25VA-E1 / MXZ-2C52VA	-	√*	-	-	-	/	-	/	
Bedroom 2 睡房2	Split Type Air-conditioner 分體式冷氣機	MSZ-GE25VA-E1 / MXZ-5C100VA	√~	-	/	/	/	/	/	/		
		MSZ-GE25VA-E1 / MXZ-2C52VA	-	√*	/	/	/	/	/	/		
Bedroom 3 睡房3		MSZ-GE25VA-E1 / MXZ-5C100VA	√~	-	/	/	/	/	/	/		
		MSZ-GE25VA-E1 / MXZ-2C52VA	-	√*	/	/	/	/	/	/		
Store Room 儲物房		MSZ-GE25VA-E1 / MXZ-2C52VA	-	/	/	/	/	/	/	/		
		MSZ-GE25VA-E1 / MXZ-4C80VA	√#	/	/	/	/	/	/	/		
Utility Room 工作間		MSZ-GE25VA-E1 / MXZ-4C80VA	√#	/	/	/	/	/	/	/		
		MSZ-GE25VA-E1 / MXZ-2C52VA	-	/	/	/	/	/	/	/		

Notes:

1. The symbol "√" as shown in the above table denotes "Provided".
2. The symbol "-" as shown in the above table denotes "Not Provided".
3. The symbol "/" as shown in the above table denotes "Not Applicable".
4. () : Number of Indoor Unit
5. * : Shared Outdoor Unit
6. # : Shared Outdoor Unit
7. ^ : Shared Outdoor Unit
8. ~ : Shared Outdoor Unit
9. The Vendor undertakes that if lifts or appliances of specified brand name or model number are not installed in the Phase, lifts or appliances of comparable quality will be installed.

備註:

1. 上表 "√" 代表「提供」。
2. 上表 "-" 代表「不提供」。
3. 上表 "/" 代表「不適用」。
4. () : 室內機數量
5. * : 共用室外機
6. # : 共用室外機
7. ^ : 共用室外機
8. ~ : 共用室外機
9. 賣方承諾如期數中沒有安裝指明的品牌名稱或產品型號的升降機或設備，便會安裝品質相若的升降機或設備。

FITTINGS, FINISHES AND APPLIANCES

裝置、裝修物料及設備

Appliances Schedule - Air-conditioner

設備說明表 - 冷氣機

Tower 11 : G/F - 1/F

第11座：地下至1樓

Location 位置	Appliance 設備	Brand Name 品牌名稱	Model No. (Indoor Unit / Outdoor Unit) 型號 (室內機 / 室外機)	Flats 單位			
				A1	B1	B2	B3
Living Room/Dining Room 客廳/飯廳	Split Type Air-conditioner 分體式冷氣機	MITSUBISHI ELECTRIC 三菱電機	MSZ-GE50VA-E1 / MXZ-5C100VA	√(2)~	-	-	-
			MSZ-GE71VA-E1 / MUZ-GE71VA-E1	-	-	√	√
			MSZ-GE71VA-E1 / MXZ-5C100VA	-	√~	-	-
Master Bedroom 主人睡房			MSZ-GE35VA-E1 / MUZ-GE35VA-E1	√	-	-	√
MSZ-GE35VA-E1 / MXZ-3C68VA			-	√^	√^	-	
MSZ-GE50VA-E1 / MXZ-4C80VA			-	-	-	-	
Bedroom 2 睡房2			MSZ-GE25VA-E1 / MXZ-3C68VA	-	√^	√^	/
			MSZ-GE25VA-E1 / MXZ-2C52VA	√*	-	-	/
Bedroom 3 睡房3			MSZ-GE25VA-E1 / MXZ-4C80VA	-	-	-	/
			MSZ-GE25VA-E1 / MXZ-2C52VA	√*	/	/	/
Store Room 儲物房			MSZ-GE25VA-E1 / MXZ-2C52VA	√#	-	/	/
	MSZ-GE25VA-E1 / MXZ-5C100VA	-	√~	/	/		
Utility Room 工作間	MSZ-GE25VA-E1 / MXZ-2C52VA	√#	/	/	/		

Notes:

- The symbol "√" as shown in the above table denotes "Provided".
- The symbol "-" as shown in the above table denotes "Not Provided".
- The symbol "/" as shown in the above table denotes "Not Applicable".
- () : Number of Indoor Unit
- * : Shared Outdoor Unit
- # : Shared Outdoor Unit
- ^ : Shared Outdoor Unit
- ~ : Shared Outdoor Unit
- The Vendor undertakes that if lifts or appliances of specified brand name or model number are not installed in the Phase, lifts or appliances of comparable quality will be installed.

備註:

- 上表 "√" 代表「提供」。
- 上表 "-" 代表「不提供」。
- 上表 "/" 代表「不適用」。
- () : 室內機數量
- * : 共用室外機
- # : 共用室外機
- ^ : 共用室外機
- ~ : 共用室外機
- 賣方承諾如期數中沒有安裝指明的品牌名稱或產品型號的升降機或設備，便會安裝品質相若的升降機或設備。

Appliances Schedule - Air-conditioner

設備說明表 - 冷氣機

Tower 11 : 2/F - 3/F, 5/F - 12/F and 15/F - 19/F

第11座：2樓至3樓、5樓至12樓及15樓至19樓

Location 位置	Appliance 設備	Brand Name 品牌名稱	Model No. (Indoor Unit / Outdoor Unit) 型號 (室內機 / 室外機)	Flats 單位									
				A1	A2	A3	A5	B1	B2	B3	B5	B6	
Living Room/Dining Room 客廳/飯廳	Split Type Air-conditioner 分體式冷氣機	MITSUBISHI ELECTRIC 三菱電機	MSZ-GE50VA-E1 / MXZ-5C100VA	√(2)~	√(2)~	√(2)~	-	-	-	-	-	-	-
			MSZ-GE71VA-E1 / MUZ-GE71VA-E1	-	-	-	-	-	√	√	√	√	
			MSZ-GE71VA-E1 / MXZ-5C100VA	-	-	-	√~	√~	-	-	-	-	
Master Bedroom 主人睡房			MSZ-GE35VA-E1 / MUZ-GE35VA-E1	√	√	-	-	-	-	√	-	√	
			MSZ-GE35VA-E1 / MXZ-3C68VA	-	-	√^	√^	√^	√^	-	√^	-	
			MSZ-GE50VA-E1 / MXZ-4C80VA	-	-	-	-	-	-	-	-	-	
Bedroom 2 睡房2			MSZ-GE25VA-E1 / MXZ-3C68VA	-	-	√^	√^	√^	√^	/	√^	/	
			MSZ-GE25VA-E1 / MXZ-2C52VA	√*	√*	-	-	-	-	/	-	/	
			MSZ-GE25VA-E1 / MXZ-4C80VA	-	-	-	-	-	-	/	-	/	
Bedroom 3 睡房3			MSZ-GE25VA-E1 / MXZ-2C52VA	√*	√*	√#	/	/	/	/	/	/	
Store Room 儲物房			MSZ-GE25VA-E1 / MXZ-2C52VA	√#	/	/	-	-	/	/	/	/	
			MSZ-GE25VA-E1 / MXZ-5C100VA	-	/	/	√~	√~	/	/	/	/	
Utility Room 工作間	MSZ-GE25VA-E1 / MXZ-2C52VA	√#	/	√#	/	/	/	/	/	/			

Notes:

1. The symbol "√" as shown in the above table denotes "Provided".
2. The symbol "-" as shown in the above table denotes "Not Provided".
3. The symbol "/" as shown in the above table denotes "Not Applicable".
4. () : Number of Indoor Unit
5. * : Shared Outdoor Unit
6. # : Shared Outdoor Unit
7. ^ : Shared Outdoor Unit
8. ~ : Shared Outdoor Unit
9. The Vendor undertakes that if lifts or appliances of specified brand name or model number are not installed in the Phase, lifts or appliances of comparable quality will be installed.

備註:

1. 上表 "√" 代表「提供」。
2. 上表 "-" 代表「不提供」。
3. 上表 "/" 代表「不適用」。
4. () : 室內機數量
5. * : 共用室外機
6. # : 共用室外機
7. ^ : 共用室外機
8. ~ : 共用室外機
9. 賣方承諾如期數中沒有安裝指明的品牌名稱或產品型號的升降機或設備，便會安裝品質相若的升降機或設備。

FITTINGS, FINISHES AND APPLIANCES

裝置、裝修物料及設備

Appliances Schedule - Air-conditioner

設備說明表 - 冷氣機

Tower 11 : 20/F

第11座 : 20樓

Location 位置	Appliance 設備	Brand Name 品牌名稱	Model No. (Indoor Unit / Outdoor Unit) 型號 (室內機 / 室外機)	Flats 單位							
				A1	A3	A5	B1	B2	B3	B5	B6
Living Room/Dining Room 客廳/飯廳	Duct Type Air-conditioner 管導式冷氣機	MITSUBISHI ELECTRIC 三菱電機	SEZ-KD71VAL / MXZ-5C100VA	√*	-	-	-	-	-	-	-
			SEZ-KD71VAL / MXZ-5C100VA	√~	-	-	-	-	-	-	-
	Split Type Air-conditioner 分體式冷氣機		MSZ-GE50VA-E1 / MXZ-5C100VA	-	√(2)~	-	-	-	-	-	-
			MSZ-GE71VA-E1 / MXZ-5C100VA	-	-	√~	-	-	-	-	-
			MSZ-GE71VA-E1 / MUZ-GE71VA-E1	-	-	-	√	√	√	√	√
Master Bedroom 主人睡房	Split Type Air-conditioner 分體式冷氣機		MSZ-GE50VA-E1 / MUZ-GE50VA-E1	√	-	-	-	-	-	-	-
			MSZ-GE25VA-E1 / MUZ-GE25VA-E1	√	-	-	-	-	-	-	-
			MSZ-GE35VA-E1 / MUZ-GE35VA-E1	-	-	-	-	-	√	-	√
			MSZ-GE35VA-E1 / MXZ-3C68VA	-	√^	√^	√^	√^	-	√^	-
Bedroom 2 睡房2			MSZ-GE25VA-E1 / MXZ-5C100VA	√*	-	-	-	-	/	-	/
		MSZ-GE25VA-E1 / MXZ-3C68VA	-	√^	√^	√^	√^	/	√^	/	
Bedroom 3 睡房3		MSZ-GE25VA-E1 / MXZ-2C52VA	-	-	-	-	-	/	-	/	
		MSZ-GE25VA-E1 / MXZ-5C100VA	√~	-	/	/	/	/	/	/	
Store Room 儲物房		MSZ-GE25VA-E1 / MXZ-2C52VA	-	√#	/	/	/	/	/	/	
		MSZ-GE25VA-E1 / MXZ-2C52VA	√#	/	-	/	/	/	/	/	
Utility Room 工作間	MSZ-GE25VA-E1 / MXZ-5C100VA	-	/	√~	/	/	/	/	/		
	MSZ-GE25VA-E1 / MXZ-2C52VA	√#	√#	/	/	/	/	/	/		

Notes:

1. The symbol "√" as shown in the above table denotes "Provided".
2. The symbol "-" as shown in the above table denotes "Not Provided".
3. The symbol "/" as shown in the above table denotes "Not Applicable".
4. () : Number of Indoor Unit
5. * : Shared Outdoor Unit
6. # : Shared Outdoor Unit
7. ^ : Shared Outdoor Unit
8. ~ : Shared Outdoor Unit
9. The Vendor undertakes that if lifts or appliances of specified brand name or model number are not installed in the Phase, lifts or appliances of comparable quality will be installed.

備註:

1. 上表 "√" 代表「提供」。
2. 上表 "-" 代表「不提供」。
3. 上表 "/" 代表「不適用」。
4. () : 室內機數量
5. * : 共用室外機
6. # : 共用室外機
7. ^ : 共用室外機
8. ~ : 共用室外機
9. 賣方承諾如期數中沒有安裝指明的品牌名稱或產品型號的升降機或設備，便會安裝品質相若的升降機或設備。

Appliances Schedule - Air-conditioner

設備說明表 - 冷氣機

Tower 11 : 21/F

第11座 : 21樓

Location 位置	Appliance 設備	Brand Name 品牌名稱	Model No. (Indoor Unit / Outdoor Unit) 型號 (室內機 / 室外機)	Flats 單位								
				A1	A3	A5	B1	B2	B3	B5	B6	
Living Room/Dining Room 客廳/飯廳	Duct Type Air-conditioner 管導式冷氣機	MITSUBISHI ELECTRIC 三菱電機	SEZ-KD71VAL / MXZ-5C100VA	√*	-	-	-	-	-	-	-	-
			SEZ-KD71VAL / MXZ-5C100VA	√~	-	-	-	-	-	-	-	-
	Split Type Air-conditioner 分體式冷氣機		MSZ-GE50VA-E1 / MXZ-5C100VA	-	√(2)~	-	-	-	-	-	-	-
			MSZ-GE71VA-E1 / MXZ-5C100VA	-	-	√~	-	-	-	-	-	-
			MSZ-GE71VA-E1 / MUZ-GE71VA-E1	-	-	-	√	√	√	√	√	√
Master Bedroom 主人睡房	Split Type Air-conditioner 分體式冷氣機		MSZ-GE50VA-E1 / MXZ-4C80VA	√#	-	-	-	-	-	-	-	-
			MSZ-GE25VA-E1 / MUZ-GE25VA-E1	√	-	-	-	-	-	-	-	-
			MSZ-GE35VA-E1 / MUZ-GE35VA-E1	-	-	-	-	-	√	-	√	-
			MSZ-GE35VA-E1 / MXZ-3C68VA	-	√^	√^	√^	√^	-	√^	-	-
Bedroom 2 睡房2			MSZ-GE25VA-E1 / MXZ-5C100VA	√*	-	-	-	-	/	-	/	/
		MSZ-GE25VA-E1 / MXZ-3C68VA	-	√^	√^	√^	√^	/	√^	/	/	
		MSZ-GE25VA-E1 / MXZ-2C52VA	-	-	-	-	-	/	-	/	/	
Bedroom 3 睡房3		MSZ-GE25VA-E1 / MXZ-5C100VA	√~	-	/	/	/	/	/	/	/	
		MSZ-GE25VA-E1 / MXZ-2C52VA	-	√#	/	/	/	/	/	/	/	
Store Room 儲物房		MSZ-GE25VA-E1 / MXZ-5C100VA	-	/	√~	/	/	/	/	/	/	
Utility Room 工作間	MSZ-GE25VA-E1 / MXZ-4C80VA	√#	-	/	/	/	/	/	/	/		
	MSZ-GE25VA-E1 / MXZ-2C52VA	-	√#	/	/	/	/	/	/	/		

Notes:

1. The symbol "√" as shown in the above table denotes "Provided".
2. The symbol "-" as shown in the above table denotes "Not Provided".
3. The symbol "/" as shown in the above table denotes "Not Applicable".
4. () : Number of Indoor Unit
5. * : Shared Outdoor Unit
6. # : Shared Outdoor Unit
7. ^ : Shared Outdoor Unit
8. ~ : Shared Outdoor Unit
9. The Vendor undertakes that if lifts or appliances of specified brand name or model number are not installed in the Phase, lifts or appliances of comparable quality will be installed.

備註:

1. 上表 "√" 代表「提供」。
2. 上表 "-" 代表「不提供」。
3. 上表 "/" 代表「不適用」。
4. () : 室內機數量
5. * : 共用室外機
6. # : 共用室外機
7. ^ : 共用室外機
8. ~ : 共用室外機
9. 賣方承諾如期數中沒有安裝指明的品牌名稱或產品型號的升降機或設備，便會安裝品質相若的升降機或設備。

FITTINGS, FINISHES AND APPLIANCES

裝置、裝修物料及設備

Schedule of Mechanical and Electrical Provisions of Flats

單位機電裝置數量說明表

Tower 8 : G/F - 1/F

第8座：地下至1樓

Location 位置	Exposed Type 外露形	Non-exposed Type 非外露形	Flats 單位			
			A2	A3	A5	
Main Entrance 大門入口	Door Bell Button 門鐘掣		1	1	1	
Living Room/ Dining Room 客廳/ 飯廳	Lighting Switch 燈掣		4	3	3	
	Lighting Point 燈位		4	4	4	
	Single Socket Outlet 單頭插座		1	1	1	
	Twin Socket Outlet 雙頭插座		2	2	2	
	Switched Twin Socket Outlet with USB Module 雙頭及USB插座連開關		1	1	1	
	TV / FM Outlet 電視 / 電台天線插座		2	2	2	
	Telephone Outlet 電話插座		2	2	2	
	Switch for Air-conditioner 冷氣機開關掣		1	1	1	
	Video Door Phone 門口視像對講機		1	1	1	
	Data Point (Reserved for Future Use) 網絡插座 (預留作未來用途)		2	2	2	
	Fuse Spur Unit for Electric Curtain 菲士蘇供電簾		1	1	1	
	Distribution Board 配電箱		1	1	1	
		Door Bell 門鐘		1	1	1
		Single Socket Outlet 單頭插座		1	1	1
	Single Socket Outlet for Refrigerator 單頭插座供雪櫃		1	1	1	
	Single Socket Outlet (Reserved for Future Use) 單頭插座 (預留作未來用途)		1	1	1	

Notes:

1. The symbol "-" as shown in the above table denotes "Not Provided".
2. The symbol "/" as shown in the above table denotes "Not Applicable".

備註：

1. 上表 "-" 代表「不提供」。
2. 上表 "/" 代表「不適用」。

Schedule of Mechanical and Electrical Provisions of Flats

單位機電裝置數量說明表

Tower 8 : G/F - 1/F

第8座：地下至1樓

Location 位置	Exposed Type 外露形	Non-exposed Type 非外露形	Flats 單位		
			A2	A3	A5
Master Bedroom 主人睡房	Lighting Switch 燈掣		1	1	1
	Lighting Point 燈位		1	1	1
	Twin Socket Outlet 雙頭插座		2	2	1
	Switched Twin Socket Outlet with USB Module 雙頭及USB插座連開關		1	1	1
	TV / FM Outlet 電視 / 電台天線插座		1	1	1
	Telephone Outlet 電話插座		1	1	1
	Data Point (Reserved for Future Use) 網絡插座 (預留作未來用途)		1	1	1
	Fuse Spur Unit for Electric Curtain 菲士蘇供電簾		1	1	1
	Switch for Air-conditioner 冷氣機開關掣		1	1	1
Bedroom 2 睡房2	Lighting Switch 燈掣		1	1	1
	Lighting Point 燈位		1	1	1
	Twin Socket Outlet 雙頭插座		2	2	2
	TV / FM Outlet 電視 / 電台天線插座		1	1	1
	Telephone Outlet 電話插座		1	1	1
	Data Point (Reserved for Future Use) 網絡插座 (預留作未來用途)		1	1	1
	Fuse Spur Unit for Electric Curtain 菲士蘇供電簾		1	1	1
	Switch for Air-conditioner 冷氣機開關掣		1	1	1

Notes:

1. The symbol "-" as shown in the above table denotes "Not Provided".
2. The symbol "/" as shown in the above table denotes "Not Applicable".

備註：

1. 上表 "-" 代表「不提供」。
2. 上表 "/" 代表「不適用」。

FITTINGS, FINISHES AND APPLIANCES

裝置、裝修物料及設備

Schedule of Mechanical and Electrical Provisions of Flats

單位機電裝置數量說明表

Tower 8 : G/F - 1/F

第8座：地下至1樓

Location 位置	Exposed Type 外露形	Non-exposed Type 非外露形	Flats 單位		
			A2	A3	A5
Bedroom 3 睡房3	Lighting Switch 燈掣		/	/	/
	Lighting Point 燈位		/	/	/
	Twin Socket Outlet 雙頭插座		/	/	/
	TV / FM Outlet 電視 / 電台天線插座		/	/	/
	Telephone Outlet 電話插座		/	/	/
	Data Point (Reserved for Future Use) 網絡插座 (預留作未來用途)		/	/	/
	Fuse Spur Unit for Electric Curtain 菲士蘇供電簾		/	/	/
	Switch for Air-conditioner 冷氣機開關掣		/	/	/
Store Room 儲物房	Lighting Switch 燈掣		1	/	/
	Lighting Point 燈位		1	/	/
	Twin Socket Outlet 雙頭插座		1	/	/
	Switched Twin Socket Outlet with USB Module 雙頭及USB插座連開關		-	/	/
	Switch for Air-conditioner 冷氣機開關掣		1	/	/
	TV / FM Outlet 電視 / 電台天線插座		-	/	/
	Telephone Outlet 電話插座		-	/	/
	Data Point (Reserved for Future Use) 網絡插座 (預留作未來用途)		-	/	/

Notes:

1. The symbol "-" as shown in the above table denotes "Not Provided".
2. The symbol "/" as shown in the above table denotes "Not Applicable".

備註：

1. 上表 "-" 代表「不提供」。
2. 上表 "/" 代表「不適用」。

Schedule of Mechanical and Electrical Provisions of Flats

單位機電裝置數量說明表

Tower 8 : G/F - 1/F

第8座：地下至1樓

Location 位置	Exposed Type 外露形	Non-exposed Type 非外露形	Flats 單位		
			A2	A3	A5
Utility Room (with Lavatory) 工作間 (連洗手間)	Lighting Switch 燈掣		/	/	/
	Lighting Point 燈位		/	/	/
	Twin Socket Outlet 雙頭插座		/	/	/
	Switch for Exhaust Fan 抽氣扇開關掣		/	/	/
	Switch for Air-conditioner 冷氣機開關掣		/	/	/
	Gas Water Heater Remote Controller 煤氣熱水爐遙控器		/	/	/
	Distribution Board 配電箱		/	/	/
		Switched Fuse Spur Unit for Exhaust Fan 菲士蘇連開關供抽氣扇		/	/

Notes:

1. The symbol "-" as shown in the above table denotes "Not Provided".
2. The symbol "/" as shown in the above table denotes "Not Applicable".

備註：

1. 上表 "-" 代表「不提供」。
2. 上表 "/" 代表「不適用」。

FITTINGS, FINISHES AND APPLIANCES

裝置、裝修物料及設備

Schedule of Mechanical and Electrical Provisions of Flats

單位機電裝置數量說明表

Tower 8 : G/F - 1/F

第8座：地下至1樓

Location 位置	Exposed Type 外露形	Non-exposed Type 非外露形	Flats 單位		
			A2	A3	A5
Kitchen 廚房	Lighting Switch 燈掣		/	/	/
	Lighting Point 燈位		/	/	/
	Twin Socket Outlet 雙頭插座		/	/	/
	Switch for Exhaust Fan & Water Heater 抽氣扇及熱水爐開關掣		/	/	/
		Single Socket Outlet for Refrigerator 單頭插座供雪櫃		/	/
		Single Socket Outlet for Washer Dryer 單頭插座供洗衣乾衣機		/	/
		Switch for Combi-oven with Microwave 微波焗爐開關掣		/	/
		Switched Fuse Spur Unit for Gas Hob 菲士蘇連開關供煤氣爐		/	/
		Switched Fuse Spur Unit for Gas Water Heater 菲士蘇連開關供煤氣熱水爐		/	/
		Single Socket Outlet for Cooker Hood 單頭插座供抽油煙機		/	/
		Switched Fuse Spur Unit for Exhaust Fan 菲士蘇連開關供抽氣扇		/	/
		Fuse Spur Unit for Kitchen Cabinet Lighting 菲士蘇供廚櫃燈		/	/
		Switched Fuse Spur Unit for Door Bell 菲士蘇連開關供門鐘		/	/
		Door Bell 門鐘		/	/
		Washer Dryer Connection Point 洗衣乾衣機接駁點		/	/
	Towngas Connection Point 煤氣接駁點		/	/	

Notes:

1. The symbol "-" as shown in the above table denotes "Not Provided".
2. The symbol "/" as shown in the above table denotes "Not Applicable".

備註：

1. 上表 "-" 代表「不提供」。
2. 上表 "/" 代表「不適用」。

Schedule of Mechanical and Electrical Provisions of Flats

單位機電裝置數量說明表

Tower 8 : G/F - 1/F

第8座：地下至1樓

Location 位置	Exposed Type 外露形	Non-exposed Type 非外露形	Flats 單位		
			A2	A3	A5
Open Kitchen 開放式廚房	Lighting Switch 燈掣		1	1	1
	Lighting Point 燈位		1	1	1
	Twin Socket Outlet 雙頭插座		2	2	2
	Switch for Water Heater 熱水爐開關掣		1	1	1
		Single Socket Outlet (Reserved for Future Use) 單頭插座 (預留作未來用途)	-	-	-
		Single Socket Outlet for Washer Dryer 單頭插座供洗衣乾衣機	1	1	1
		Single Socket Outlet for Microwave Oven with Grill 單頭插座供微波燒烤爐	1	1	1
		Switch for Induction Hob 電磁爐開關掣	1	1	1
		Single Socket Outlet for Cooker Hood 單頭插座供抽油煙機	1	1	1
		Connection unit for Electric Water Heater 有熔斷器的插線座供電熱水爐	1	1	1
		Fuse Spur Unit for Kitchen Cabinet Lighting 菲士蘇供廚櫃燈	2	2	2
		Fuse Spur Unit for Cabinet Lighting 菲士蘇供櫃燈	1	1	1
		Switched Fuse Spur Unit for Door Bell 菲士蘇連開關供門鐘	1	1	1
	Washer Dryer Connection Point 洗衣乾衣機接駁點	1	1	1	

Notes:

1. The symbol "-" as shown in the above table denotes "Not Provided".
2. The symbol "/" as shown in the above table denotes "Not Applicable".

備註：

1. 上表 "-" 代表「不提供」。
2. 上表 "/" 代表「不適用」。

FITTINGS, FINISHES AND APPLIANCES

裝置、裝修物料及設備

Schedule of Mechanical and Electrical Provisions of Flats

單位機電裝置數量說明表

Tower 8 : G/F - 1/F

第8座：地下至1樓

Location 位置	Exposed Type 外露形	Non-exposed Type 非外露形	Flats 單位		
			A2	A3	A5
Master Bathroom 主人浴室	Lighting Switch 燈掣		/	/	/
	Lighting Point 燈位		/	/	/
	Single Socket Outlet 單頭插座		/	/	/
	Switch for Exhaust Fan 抽氣扇開關掣		/	/	/
	Switch for Water Heater 熱水爐開關掣		/	/	/
	Switch for Exhaust Fan & Water Heater 抽氣扇及熱水爐開關掣		/	/	/
		Single Socket Outlet 單頭插座		/	/
		Connection unit for Electric Water Heater 有熔斷器的插線座供電熱水爐		/	/
		Fuse Spur Unit for Speaker 菲士蘇供喇叭		/	/
		Switched Fuse Spur Unit for Exhaust Fan 菲士蘇連開關供抽氣扇		/	/
		Gas Water Heater Remote Controller 煤氣熱水爐遙控器		/	/
	Fuse Spur Unit for Cabinet Lighting 菲士蘇供櫃燈		/	/	

Notes:

1. The symbol "-" as shown in the above table denotes "Not Provided".
2. The symbol "/" as shown in the above table denotes "Not Applicable".

備註：

1. 上表 "-" 代表「不提供」。
2. 上表 "/" 代表「不適用」。

Schedule of Mechanical and Electrical Provisions of Flats

單位機電裝置數量說明表

Tower 8 : G/F - 1/F

第8座：地下至1樓

Location 位置	Exposed Type 外露形	Non-exposed Type 非外露形	Flats 單位			
			A2	A3	A5	
Bathroom 浴室	Lighting Switch 燈掣		1	1	1	
	Lighting Point 燈位		4	4	4	
	Single Socket Outlet 單頭插座		-	1	-	
	Switch for Exhaust Fan 抽氣扇開關掣		-	1	1	
	Switch for Water Heater 熱水爐開關掣		1	1	1	
	Switch for Dehumidifer 抽濕機開關掣		-	1	1	
	Switch for Exhaust Fan & Dehumidifier 抽氣扇及抽濕機開關掣		1	-	-	
		Single Socket Outlet 單頭插座		1	-	1
		Connection unit for Electric Water Heater 有熔斷器的插線座供電熱水爐		1	1	1
		Fuse Spur Unit for Speaker 菲士蘇供喇叭		1	1	1
		Switched Fuse Spur Unit for Dehumidifer 菲士蘇連開關供抽濕機		1	1	1
		Switched Fuse Spur Unit for Exhaust Fan 菲士蘇連開關供抽氣扇		1	1	1
		Gas Water Heater Remote Controller 煤氣熱水爐遙控器		-	-	-
	Fuse Spur Unit for Cabinet Lighting 菲士蘇供櫃燈		2	2	2	

Notes:

1. The symbol "-" as shown in the above table denotes "Not Provided".
2. The symbol "/" as shown in the above table denotes "Not Applicable".

備註：

1. 上表 "-" 代表「不提供」。
2. 上表 "/" 代表「不適用」。

FITTINGS, FINISHES AND APPLIANCES

裝置、裝修物料及設備

Schedule of Mechanical and Electrical Provisions of Flats

單位機電裝置數量說明表

Tower 8 : G/F - 1/F

第8座：地下至1樓

Location 位置	Exposed Type 外露形	Non-exposed Type 非外露形	Flats 單位		
			A2	A3	A5
Balcony (1/F only) 露台 (只適用於1樓)	Lighting Switch 燈掣		1	1	1
	Lighting Point 燈位		1	1	1
Utility Platform (1/F only) 工作平台 (只適用於1樓)	Lighting Switch 燈掣		1	1	-
	Lighting Point 燈位		1	1	1
Garden (G/F only) 花園 (只適用於地下)	Lighting Switch 燈掣		2	2	1
	Lighting Point 燈位		6	6	6
	Single Waterproof Socket Outlet 單頭防水插座		2	2	2

Notes:

1. The symbol "-" as shown in the above table denotes "Not Provided".
2. The symbol "/" as shown in the above table denotes "Not Applicable".

備註：

1. 上表 "-" 代表「不提供」。
2. 上表 "/" 代表「不適用」。

Schedule of Mechanical and Electrical Provisions of Flats

單位機電裝置數量說明表

Tower 8 : 2/F - 3/F, 5/F - 12/F and 15/F - 19/F

第8座：2樓至3樓、5樓至12樓及15樓至19樓

Location 位置	Exposed Type 外露形	Non-exposed Type 非外露形	Flats 單位										
			A1	A2	A3	A5	A6	B1	B2	B3	B5		
Main Entrance 大門入口	Door Bell Button 門鐘掣		1	1	1	1	1	1	1	1	1	1	
Living Room/ Dining Room 客廳/ 飯廳	Lighting Switch 燈掣		3	4	3	3	3	1	4	3	3		
	Lighting Point 燈位		4	4	4	4	4	3	6	4	4		
	Single Socket Outlet 單頭插座		1	1	1	1	1	-	-	-	1		
	Twin Socket Outlet 雙頭插座		2	2	2	2	3	2	1	2	4		
	Switched Twin Socket Outlet with USB Module 雙頭及USB插座連開關		1	1	1	1	1	1	1	1	2		
	TV / FM Outlet 電視 / 電台天線插座		2	2	2	2	2	1	2	2	3		
	Telephone Outlet 電話插座		2	2	2	2	2	1	2	2	3		
	Switch for Air-conditioner 冷氣機開關掣		1	1	1	1	2	1	1	2	2		
	Video Door Phone 門口視像對講機		1	1	1	1	1	1	1	1	1		
	Data Point (Reserved for Future Use) 網絡插座 (預留作未來用途)		2	2	2	2	2	1	2	2	3		
	Fuse Spur Unit for Electric Curtain 菲士蘇供電簾		1	1	1	1	2	1	2	2	2		
	Distribution Board 配電箱		1	1	1	1	1	1	-	1	1		
		Door Bell 門鐘		1	1	1	1	1	1	-	1	1	
		Single Socket Outlet 單頭插座		1	1	1	1	1	-	-	-	1	
		Single Socket Outlet for Refrigerator 單頭插座供雪櫃		1	1	1	1	1	1	-	1	1	
	Single Socket Outlet (Reserved for Future Use) 單頭插座 (預留作未來用途)		1	1	1	1	-	1	1	1	-		
	Switched Fuse Spur Unit for Door Bell 菲士蘇連開關供門鐘		-	-	-	-	-	1	-	-	-		

Notes:

1. The symbol "-" as shown in the above table denotes "Not Provided".
2. The symbol "/" as shown in the above table denotes "Not Applicable".

備註:

1. 上表 "-" 代表「不提供」。
2. 上表 "/" 代表「不適用」。

FITTINGS, FINISHES AND APPLIANCES

裝置、裝修物料及設備

Schedule of Mechanical and Electrical Provisions of Flats

單位機電裝置數量說明表

Tower 8 : 2/F - 3/F, 5/F - 12/F and 15/F - 19/F

第8座：2樓至3樓、5樓至12樓及15樓至19樓

Location 位置	Exposed Type 外露形	Non-exposed Type 非外露形	Flats 單位								
			A1	A2	A3	A5	A6	B1	B2	B3	B5
Master Bedroom 主人睡房	Lighting Switch 燈掣		1	1	1	1	/	/	1	1	/
	Lighting Point 燈位		1	1	1	1	/	/	2	1	/
	Twin Socket Outlet 雙頭插座		1	2	2	1	/	/	1	1	/
	Switched Twin Socket Outlet with USB Module 雙頭及USB插座連開關		1	1	1	1	/	/	1	1	/
	TV / FM Outlet 電視 / 電台天線插座		1	1	1	1	/	/	1	1	/
	Telephone Outlet 電話插座		1	1	1	1	/	/	1	1	/
	Data Point (Reserved for Future Use) 網絡插座 (預留作未來用途)		1	1	1	1	/	/	1	1	/
	Fuse Spur Unit for Electric Curtain 菲士蘇供電簾		1	1	1	1	/	/	2	1	/
	Switch for Air-conditioner 冷氣機開關掣		1	1	1	1	/	/	1	1	/
Bedroom 2 睡房2	Lighting Switch 燈掣		1	1	1	1	/	/	1	/	/
	Lighting Point 燈位		1	1	1	1	/	/	1	/	/
	Twin Socket Outlet 雙頭插座		2	2	2	2	/	/	2	/	/
	TV / FM Outlet 電視 / 電台天線插座		1	1	1	1	/	/	1	/	/
	Telephone Outlet 電話插座		1	1	1	1	/	/	1	/	/
	Data Point (Reserved for Future Use) 網絡插座 (預留作未來用途)		1	1	1	1	/	/	1	/	/
	Fuse Spur Unit for Electric Curtain 菲士蘇供電簾		1	1	1	1	/	/	1	/	/
	Switch for Air-conditioner 冷氣機開關掣		1	1	1	1	/	/	1	/	/

Notes:

1. The symbol "-" as shown in the above table denotes "Not Provided".
2. The symbol "/" as shown in the above table denotes "Not Applicable".

備註：

1. 上表 "-" 代表「不提供」。
2. 上表 "/" 代表「不適用」。

Schedule of Mechanical and Electrical Provisions of Flats

單位機電裝置數量說明表

Tower 8 : 2/F - 3/F, 5/F - 12/F and 15/F - 19/F

第8座：2樓至3樓、5樓至12樓及15樓至19樓

Location 位置	Exposed Type 外露形	Non-exposed Type 非外露形	Flats 單位									
			A1	A2	A3	A5	A6	B1	B2	B3	B5	
Bedroom 3 睡房3	Lighting Switch 燈掣		/	/	/	/	/	/	/	1	/	/
	Lighting Point 燈位		/	/	/	/	/	/	/	1	/	/
	Twin Socket Outlet 雙頭插座		/	/	/	/	/	/	/	2	/	/
	TV / FM Outlet 電視 / 電台天線插座		/	/	/	/	/	/	/	1	/	/
	Telephone Outlet 電話插座		/	/	/	/	/	/	/	1	/	/
	Data Point (Reserved for Future Use) 網絡插座 (預留作未來用途)		/	/	/	/	/	/	/	1	/	/
	Fuse Spur Unit for Electric Curtain 菲士蘇供電簾		/	/	/	/	/	/	/	1	/	/
	Switch for Air-conditioner 冷氣機開關掣		/	/	/	/	/	/	/	1	/	/
Store Room 儲物房	Lighting Switch 燈掣		/	1	/	/	/	/	/	/	/	/
	Lighting Point 燈位		/	1	/	/	/	/	/	/	/	/
	Twin Socket Outlet 雙頭插座		/	1	/	/	/	/	/	/	/	/
	Switched Twin Socket Outlet with USB Module 雙頭及USB插座連開關		/	-	/	/	/	/	/	/	/	/
	Switch for Air-conditioner 冷氣機開關掣		/	1	/	/	/	/	/	/	/	/
	TV / FM Outlet 電視 / 電台天線插座		/	-	/	/	/	/	/	/	/	/
	Telephone Outlet 電話插座		/	-	/	/	/	/	/	/	/	/
	Data Point (Reserved for Future Use) 網絡插座 (預留作未來用途)		/	-	/	/	/	/	/	/	/	/

Notes:

1. The symbol " - " as shown in the above table denotes "Not Provided".
2. The symbol " / " as shown in the above table denotes "Not Applicable".

備註：

1. 上表 " - " 代表「不提供」。
2. 上表 " / " 代表「不適用」。

FITTINGS, FINISHES AND APPLIANCES

裝置、裝修物料及設備

Schedule of Mechanical and Electrical Provisions of Flats

單位機電裝置數量說明表

Tower 8 : 2/F - 3/F, 5/F - 12/F and 15/F - 19/F

第8座：2樓至3樓、5樓至12樓及15樓至19樓

Location 位置	Exposed Type 外露形	Non-exposed Type 非外露形	Flats 單位									
			A1	A2	A3	A5	A6	B1	B2	B3	B5	
Utility Room (with Lavatory) 工作間 (連洗手間)	Lighting Switch 燈掣		/	/	/	/	/	/	/	1	/	/
	Lighting Point 燈位		/	/	/	/	/	/	/	2	/	/
	Twin Socket Outlet 雙頭插座		/	/	/	/	/	/	/	1	/	/
	Switch for Exhaust Fan 抽氣扇開關掣		/	/	/	/	/	/	/	1	/	/
	Switch for Air-conditioner 冷氣機開關掣		/	/	/	/	/	/	/	1	/	/
	Gas Water Heater Remote Controller 煤氣熱水爐遙控器		/	/	/	/	/	/	/	1	/	/
	Distribution Board 配電箱		/	/	/	/	/	/	/	1	/	/
		Switched Fuse Spur Unit for Exhaust Fan 菲士蘇連開關供抽氣扇		/	/	/	/	/	/	/	1	/

Notes:

1. The symbol "-" as shown in the above table denotes "Not Provided".
2. The symbol "/" as shown in the above table denotes "Not Applicable".

備註：

1. 上表 "-" 代表「不提供」。
2. 上表 "/" 代表「不適用」。

Schedule of Mechanical and Electrical Provisions of Flats

單位機電裝置數量說明表

Tower 8 : 2/F - 3/F, 5/F - 12/F and 15/F - 19/F

第8座：2樓至3樓、5樓至12樓及15樓至19樓

Location 位置	Exposed Type 外露形	Non-exposed Type 非外露形	Flats 單位										
			A1	A2	A3	A5	A6	B1	B2	B3	B5		
Kitchen 廚房	Lighting Switch 燈掣		/	/	/	/	/	/	/	1	/	/	
	Lighting Point 燈位		/	/	/	/	/	/	/	5	/	/	
	Twin Socket Outlet 雙頭插座		/	/	/	/	/	/	/	1	/	/	
	Switch for Exhaust Fan & Water Heater 抽氣扇及熱水爐開關掣		/	/	/	/	/	/	/	1	/	/	
		Single Socket Outlet for Refrigerator 單頭插座供雪櫃		/	/	/	/	/	/	/	1	/	/
		Single Socket Outlet for Washer Dryer 單頭插座供洗衣乾衣機		/	/	/	/	/	/	/	1	/	/
		Switch for Combi-oven with Microwave 微波焗爐開關掣		/	/	/	/	/	/	/	1	/	/
		Switched Fuse Spur Unit for Gas Hob 菲士蘇連開關供煤氣爐		/	/	/	/	/	/	/	2	/	/
		Switched Fuse Spur Unit for Gas Water Heater 菲士蘇連開關供煤氣熱水爐		/	/	/	/	/	/	/	2	/	/
		Single Socket Outlet for Cooker Hood 單頭插座供抽油煙機		/	/	/	/	/	/	/	1	/	/
		Switched Fuse Spur Unit for Exhaust Fan 菲士蘇連開關供抽氣扇		/	/	/	/	/	/	/	1	/	/
		Fuse Spur Unit for Kitchen Cabinet Lighting 菲士蘇供廚櫃燈		/	/	/	/	/	/	/	2	/	/
		Switched Fuse Spur Unit for Door Bell 菲士蘇連開關供門鐘		/	/	/	/	/	/	/	1	/	/
		Door Bell 門鐘		/	/	/	/	/	/	/	1	/	/
		Washer Dryer Connection Point 洗衣乾衣機接駁點		/	/	/	/	/	/	/	1	/	/
	Towngas Connection Point 煤氣接駁點		/	/	/	/	/	/	/	1	/	/	

Notes:

1. The symbol "-" as shown in the above table denotes "Not Provided".
2. The symbol "/" as shown in the above table denotes "Not Applicable".

備註：

1. 上表 "-" 代表「不提供」。
2. 上表 "/" 代表「不適用」。

FITTINGS, FINISHES AND APPLIANCES

裝置、裝修物料及設備

Schedule of Mechanical and Electrical Provisions of Flats

單位機電裝置數量說明表

Tower 8 : 2/F - 3/F, 5/F - 12/F and 15/F - 19/F

第8座：2樓至3樓、5樓至12樓及15樓至19樓

Location 位置	Exposed Type 外露形	Non-exposed Type 非外露形	Flats 單位									
			A1	A2	A3	A5	A6	B1	B2	B3	B5	
Open Kitchen 開放式廚房	Lighting Switch 燈掣		1	1	1	1	1	1	/	1	1	
	Lighting Point 燈位		1	1	1	1	1	2	/	2	1	
	Twin Socket Outlet 雙頭插座		2	2	2	2	2	1	/	2	2	
	Switch for Water Heater 熱水爐開關掣		1	1	1	1	1	1	/	1	1	
		Single Socket Outlet (Reserved for Future Use) 單頭插座 (預留作未來用途)		-	-	-	-	1	-	/	-	1
		Single Socket Outlet for Washer Dryer 單頭插座供洗衣乾衣機		1	1	1	1	1	1	/	1	1
		Single Socket Outlet for Microwave Oven with Grill 單頭插座供微波燒烤爐		1	1	1	1	1	1	/	1	1
		Switch for Induction Hob 電磁爐開關掣		1	1	1	1	1	1	/	1	1
		Single Socket Outlet for Cooker Hood 單頭插座供抽油煙機		1	1	1	1	1	1	/	1	1
		Connection unit for Electric Water Heater 有熔斷器的插線座供電熱水爐		1	1	1	1	1	1	/	1	1
		Fuse Spur Unit for Kitchen Cabinet Lighting 菲士蘇供廚櫃燈		2	2	2	2	2	1	/	2	2
		Fuse Spur Unit for Cabinet Lighting 菲士蘇供櫃燈		1	1	1	1	1	-	/	-	1
		Switched Fuse Spur Unit for Door Bell 菲士蘇連開關供門鐘		1	1	1	1	1	-	/	1	1
		Washer Dryer Connection Point 洗衣乾衣機接駁點		1	1	1	1	1	1	/	1	1

Notes:

1. The symbol "-" as shown in the above table denotes "Not Provided".
2. The symbol "/" as shown in the above table denotes "Not Applicable".

備註：

1. 上表 "-" 代表「不提供」。
2. 上表 "/" 代表「不適用」。

Schedule of Mechanical and Electrical Provisions of Flats

單位機電裝置數量說明表

Tower 8 : 2/F - 3/F, 5/F - 12/F and 15/F - 19/F

第8座：2樓至3樓、5樓至12樓及15樓至19樓

Location 位置	Exposed Type 外露形	Non-exposed Type 非外露形	Flats 單位										
			A1	A2	A3	A5	A6	B1	B2	B3	B5		
Master Bathroom 主人浴室	Lighting Switch 燈掣		/	/	/	/	/	/	/	1	/	/	
	Lighting Point 燈位		/	/	/	/	/	/	/	4	/	/	
	Single Socket Outlet 單頭插座		/	/	/	/	/	/	/	-	/	/	
	Switch for Exhaust Fan 抽氣扇開關掣		/	/	/	/	/	/	/	-	/	/	
	Switch for Water Heater 熱水爐開關掣		/	/	/	/	/	/	/	-	/	/	
	Switch for Exhaust Fan & Water Heater 抽氣扇及熱水爐開關掣		/	/	/	/	/	/	/	1	/	/	
		Single Socket Outlet 單頭插座		/	/	/	/	/	/	/	1	/	/
		Connection unit for Electric Water Heater 有熔斷器的插線座供電熱水爐		/	/	/	/	/	/	/	-	/	/
		Fuse Spur Unit for Speaker 菲士蘇供喇叭		/	/	/	/	/	/	/	1	/	/
		Switched Fuse Spur Unit for Exhaust Fan 菲士蘇連開關供抽氣扇		/	/	/	/	/	/	/	1	/	/
		Gas Water Heater Remote Controller 煤氣熱水爐遙控器		/	/	/	/	/	/	/	1	/	/
		Fuse Spur Unit for Cabinet Lighting 菲士蘇供櫃燈		/	/	/	/	/	/	/	2	/	/

Notes:

1. The symbol "-" as shown in the above table denotes "Not Provided".
2. The symbol "/" as shown in the above table denotes "Not Applicable".

備註：

1. 上表 "-" 代表「不提供」。
2. 上表 "/" 代表「不適用」。

FITTINGS, FINISHES AND APPLIANCES

裝置、裝修物料及設備

Schedule of Mechanical and Electrical Provisions of Flats

單位機電裝置數量說明表

Tower 8 : 2/F - 3/F, 5/F - 12/F and 15/F - 19/F

第8座：2樓至3樓、5樓至12樓及15樓至19樓

Location 位置	Exposed Type 外露形	Non-exposed Type 非外露形	Flats 單位										
			A1	A2	A3	A5	A6	B1	B2	B3	B5		
Bathroom 浴室	Lighting Switch 燈掣		1	1	1	1	1	1	1	1	1	1	
	Lighting Point 燈位		4	4	4	4	4	4	3	4	3	3	
	Single Socket Outlet 單頭插座		-	-	1	-	-	-	-	-	-	-	
	Switch for Exhaust Fan 抽氣扇開關掣		1	-	1	1	1	1	-	-	-	-	
	Switch for Water Heater 熱水爐開關掣		1	1	1	1	1	1	-	1	1	1	
	Switch for Dehumidifer 抽濕機開關掣		1	-	1	1	1	1	-	-	-	-	
	Switch for Exhaust Fan & Dehumidifier 抽氣扇及抽濕機開關掣		-	1	-	-	-	-	1	1	1	1	
		Single Socket Outlet 單頭插座		1	1	-	1	1	1	1	1	1	1
		Connection unit for Electric Water Heater 有熔斷器的插線座供電熱水爐		1	1	1	1	1	1	-	1	1	1
		Fuse Spur Unit for Speaker 菲士蘇供喇叭		1	1	1	1	1	1	-	1	1	1
		Switched Fuse Spur Unit for Dehumidifer 菲士蘇連開關供抽濕機		1	1	1	1	1	1	1	1	1	1
		Switched Fuse Spur Unit for Exhaust Fan 菲士蘇連開關供抽氣扇		1	1	1	1	1	1	1	1	1	1
		Gas Water Heater Remote Controller 煤氣熱水爐遙控器		-	-	-	-	-	-	1	-	-	-
	Fuse Spur Unit for Cabinet Lighting 菲士蘇供櫃燈		2	2	2	2	2	2	2	2	2	2	

Notes:

1. The symbol "-" as shown in the above table denotes "Not Provided".
2. The symbol "/" as shown in the above table denotes "Not Applicable".

備註：

1. 上表 "-" 代表「不提供」。
2. 上表 "/" 代表「不適用」。

Schedule of Mechanical and Electrical Provisions of Flats

單位機電裝置數量說明表

Tower 8 : 2/F - 3/F, 5/F - 12/F and 15/F - 19/F

第8座：2樓至3樓、5樓至12樓及15樓至19樓

Location 位置	Exposed Type 外露形	Non-exposed Type 非外露形	Flats 單位								
			A1	A2	A3	A5	A6	B1	B2	B3	B5
Balcony (2/F only) 露台 (只適用於2樓)	Lighting Switch 燈掣		/	1	1	1	-	/	/	1	1
	Lighting Point 燈位		/	1	1	1	1	/	/	1	1
Utility Platform (2/F only) 工作平台 (只適用於2樓)	Lighting Switch 燈掣		/	1	1	-	1	1	1	1	/
	Lighting Point 燈位		/	1	1	1	1	1	1	1	/
Balcony (Except 2/F) 露台 (2樓除外)	Lighting Switch 燈掣		1	1	1	1	-	/	1	1	1
	Lighting Point 燈位		1	1	1	1	1	/	1	1	1
Utility Platform (Except 2/F) 工作平台 (2樓除外)	Lighting Switch 燈掣		/	1	1	-	1	1	1	1	/
	Lighting Point 燈位		/	1	1	1	1	1	1	1	/
Flat Roof (2/F only) 平台 (只適用於2樓)	Lighting Switch 燈掣		1	/	/	/	/	/	1	/	/
	Lighting Point 燈位		1	/	/	/	/	/	2	/	/
	Single Waterproof Socket Outlet 單頭防水插座		-	/	/	/	/	/	1	/	/

Notes:

1. The symbol "-" as shown in the above table denotes "Not Provided".
2. The symbol "/" as shown in the above table denotes "Not Applicable".

備註：

1. 上表 "-" 代表「不提供」。
2. 上表 "/" 代表「不適用」。

FITTINGS, FINISHES AND APPLIANCES

裝置、裝修物料及設備

Schedule of Mechanical and Electrical Provisions of Flats

單位機電裝置數量說明表

Tower 8 : 20/F - 21/F

第8座：20樓至21樓

Location 位置	Exposed Type 外露形	Non-exposed Type 非外露形	Flats 單位						
			A1	A5	A6	B2	B3	B5	
Main Entrance 大門入口	Door Bell Button 門鐘掣		1	1	1	1	1	1	
Living Room/ Dining Room 客廳/ 飯廳	Lighting Switch 燈掣		4	3	3	4	3	3	
	Lighting Point 燈位		6	4	4	6	4	4	
	Single Socket Outlet 單頭插座		-	1	1	-	-	1	
	Twin Socket Outlet 雙頭插座		2	2	3	1	2	4	
	Switched Twin Socket Outlet with USB Module 雙頭及USB插座連開關		2	1	1	1	1	2	
	TV / FM Outlet 電視 / 電台天線插座		2	2	2	2	2	3	
	Telephone Outlet 電話插座		2	2	2	2	2	3	
	Switch for Air-conditioner 冷氣機開關掣		-	1	2	1	2	2	
	Video Door Phone 門口視像對講機		1	1	1	1	1	1	
	Data Point (Reserved for Future Use) 網絡插座 (預留作未來用途)		2	2	2	2	2	3	
	Fuse Spur Unit for Electric Curtain 菲士蘇供電簾		2	1	2	2	2	2	
	Distribution Board 配電箱		-	1	1	-	1	1	
		Door Bell 門鐘		-	1	1	-	1	1
		Single Socket Outlet 單頭插座		-	1	1	-	-	1
		Single Socket Outlet for Refrigerator 單頭插座供雪櫃		-	1	1	-	1	1
	Single Socket Outlet (Reserved for Future Use) 單頭插座 (預留作未來用途)		1	1	-	1	1	-	
	Switch for Air-conditioner 冷氣機開關掣		3	-	-	-	-	-	

Notes:

1. The symbol "-" as shown in the above table denotes "Not Provided".
2. The symbol "/" as shown in the above table denotes "Not Applicable".

備註：

1. 上表 "-" 代表「不提供」。
2. 上表 "/" 代表「不適用」。

Schedule of Mechanical and Electrical Provisions of Flats

單位機電裝置數量說明表

Tower 8 : 20/F - 21/F

第8座：20樓至21樓

Location 位置	Exposed Type 外露形	Non-exposed Type 非外露形	Flats 單位					
			A1	A5	A6	B2	B3	B5
Master Bedroom 主人睡房	Lighting Switch 燈掣		1	1	/	1	1	/
	Lighting Point 燈位		1	1	/	2	1	/
	Twin Socket Outlet 雙頭插座		2	1	/	1	1	/
	Switched Twin Socket Outlet with USB Module 雙頭及USB插座連開關		1	1	/	1	1	/
	TV / FM Outlet 電視 / 電台天線插座		1	1	/	1	1	/
	Telephone Outlet 電話插座		1	1	/	1	1	/
	Data Point (Reserved for Future Use) 網絡插座 (預留作未來用途)		1	1	/	1	1	/
	Fuse Spur Unit for Electric Curtain 菲士蘇供電簾		1	1	/	2	1	/
	Switch for Air-conditioner 冷氣機開關掣		2	1	/	1	1	/
	Bedroom 2 睡房2	Lighting Switch 燈掣		1	1	/	1	/
Lighting Point 燈位			1	1	/	1	/	/
Twin Socket Outlet 雙頭插座			2	2	/	2	/	/
TV / FM Outlet 電視 / 電台天線插座			1	1	/	1	/	/
Telephone Outlet 電話插座			1	1	/	1	/	/
Data Point (Reserved for Future Use) 網絡插座 (預留作未來用途)			1	1	/	1	/	/
Fuse Spur Unit for Electric Curtain 菲士蘇供電簾			1	1	/	1	/	/
Switch for Air-conditioner 冷氣機開關掣			1	1	/	1	/	/

Notes:

1. The symbol "-" as shown in the above table denotes "Not Provided".
2. The symbol "/" as shown in the above table denotes "Not Applicable".

備註：

1. 上表 "-" 代表「不提供」。
2. 上表 "/" 代表「不適用」。

FITTINGS, FINISHES AND APPLIANCES

裝置、裝修物料及設備

Schedule of Mechanical and Electrical Provisions of Flats

單位機電裝置數量說明表

Tower 8 : 20/F - 21/F

第8座：20樓至21樓

Location 位置	Exposed Type 外露形	Non-exposed Type 非外露形	Flats 單位					
			A1	A5	A6	B2	B3	B5
Bedroom 3 睡房3	Lighting Switch 燈掣		1	/	/	1	/	/
	Lighting Point 燈位		1	/	/	1	/	/
	Twin Socket Outlet 雙頭插座		2	/	/	2	/	/
	TV / FM Outlet 電視 / 電台天線插座		1	/	/	1	/	/
	Telephone Outlet 電話插座		1	/	/	1	/	/
	Data Point (Reserved for Future Use) 網絡插座 (預留作未來用途)		1	/	/	1	/	/
	Fuse Spur Unit for Electric Curtain 菲士蘇供電簾		1	/	/	1	/	/
	Switch for Air-conditioner 冷氣機開關掣		1	/	/	1	/	/
Store Room 儲物房	Lighting Switch 燈掣		1	/	/	/	/	/
	Lighting Point 燈位		1	/	/	/	/	/
	Twin Socket Outlet 雙頭插座		1	/	/	/	/	/
	Switched Twin Socket Outlet with USB Module 雙頭及USB插座連開關		1*	/	/	/	/	/
	Switch for Air-conditioner 冷氣機開關掣		1*	/	/	/	/	/
	TV / FM Outlet 電視 / 電台天線插座		1*	/	/	/	/	/
	Telephone Outlet 電話插座		1*	/	/	/	/	/
	Data Point (Reserved for Future Use) 網絡插座 (預留作未來用途)		1*	/	/	/	/	/

Notes:

1. The symbol "-" as shown in the above table denotes "Not Provided".
2. The symbol "/" as shown in the above table denotes "Not Applicable".
3. The symbol "*" as shown in the above table denotes "Provision for 20/F only".

備註：

1. 上表 "-" 代表「不提供」。
2. 上表 "/" 代表「不適用」。
3. 上表 "*" 代表「只適用於20樓」。

Schedule of Mechanical and Electrical Provisions of Flats

單位機電裝置數量說明表

Tower 8 : 20/F - 21/F

第8座：20樓至21樓

Location 位置	Exposed Type 外露形	Non-exposed Type 非外露形	Flats 單位					
			A1	A5	A6	B2	B3	B5
Utility Room (with Lavatory) 工作間 (連洗手間)	Lighting Switch 燈掣		1	/	/	1	/	/
	Lighting Point 燈位		2	/	/	2	/	/
	Twin Socket Outlet 雙頭插座		1	/	/	1	/	/
	Switch for Exhaust Fan 抽氣扇開關掣		1	/	/	1	/	/
	Switch for Air-conditioner 冷氣機開關掣		1	/	/	1	/	/
	Gas Water Heater Remote Controller 煤氣熱水爐遙控器		1	/	/	1	/	/
	Distribution Board 配電箱		1	/	/	1	/	/
		Switched Fuse Spur Unit for Exhaust Fan 菲士蘇連開關供抽氣扇		1	/	/	1	/

Notes:

1. The symbol "-" as shown in the above table denotes "Not Provided".
2. The symbol "/" as shown in the above table denotes "Not Applicable".

備註：

1. 上表 "-" 代表「不提供」。
2. 上表 "/" 代表「不適用」。

FITTINGS, FINISHES AND APPLIANCES

裝置、裝修物料及設備

Schedule of Mechanical and Electrical Provisions of Flats

單位機電裝置數量說明表

Tower 8 : 20/F - 21/F

第8座：20樓至21樓

Location 位置	Exposed Type 外露形	Non-exposed Type 非外露形	Flats 單位						
			A1	A5	A6	B2	B3	B5	
Kitchen 廚房	Lighting Switch 燈掣		1	/	/	1	/	/	
	Lighting Point 燈位		5	/	/	5	/	/	
	Twin Socket Outlet 雙頭插座		2	/	/	2	/	/	
	Switch for Exhaust Fan & Water Heater 抽氣扇及熱水爐開關掣		1	/	/	1	/	/	
		Single Socket Outlet for Refrigerator 單頭插座供雪櫃		2	/	/	1	/	/
		Single Socket Outlet for Washer Dryer 單頭插座供洗衣乾衣機		1	/	/	1	/	/
		Switch for Combi-oven with Microwave 微波焗爐開關掣		1	/	/	1	/	/
		Switched Fuse Spur Unit for Gas Hob 菲士蘇連開關供煤氣爐		2	/	/	2	/	/
		Switched Fuse Spur Unit for Gas Water Heater 菲士蘇連開關供煤氣熱水爐		2	/	/	2	/	/
		Single Socket Outlet for Cooker Hood 單頭插座供抽油煙機		1	/	/	1	/	/
		Switched Fuse Spur Unit for Exhaust Fan 菲士蘇連開關供抽氣扇		1	/	/	1	/	/
		Switch for Induction Hob 電磁爐開關掣		1	/	/	-	/	/
		Fuse Spur Unit for Kitchen Cabinet Lighting 菲士蘇供廚櫃燈		2	/	/	2	/	/
		Switched Fuse Spur Unit for Door Bell 菲士蘇連開關供門鐘		1	/	/	1	/	/
		Door Bell 門鐘		1	/	/	1	/	/
		Washer Dryer Connection Point 洗衣乾衣機接駁點		1	/	/	1	/	/
	Towngas Connection Point 煤氣接駁點		1	/	/	1	/	/	

Notes:

1. The symbol "-" as shown in the above table denotes "Not Provided".
2. The symbol "/" as shown in the above table denotes "Not Applicable".

備註：

1. 上表 "-" 代表「不提供」。
2. 上表 "/" 代表「不適用」。

Schedule of Mechanical and Electrical Provisions of Flats

單位機電裝置數量說明表

Tower 8 : 20/F - 21/F

第8座：20樓至21樓

Location 位置	Exposed Type 外露形	Non-exposed Type 非外露形	Flats 單位						
			A1	A5	A6	B2	B3	B5	
Open Kitchen 開放式廚房	Lighting Switch 燈掣		/	1	1	/	1	1	
	Lighting Point 燈位		/	1	1	/	2	1	
	Twin Socket Outlet 雙頭插座		/	2	2	/	2	2	
	Switch for Water Heater 熱水爐開關掣		/	1	1	/	1	1	
		Single Socket Outlet (Reserved for Future Use) 單頭插座 (預留作未來用途)		/	-	1	/	-	1
		Single Socket Outlet for Washer Dryer 單頭插座供洗衣乾衣機		/	1	1	/	1	1
		Single Socket Outlet for Microwave Oven with Grill 單頭插座供微波燒烤爐		/	1	1	/	1	1
		Switch for Induction Hob 電磁爐開關掣		/	1	1	/	1	1
		Single Socket Outlet for Cooker Hood 單頭插座供抽油煙機		/	1	1	/	1	1
		Connection unit for Electric Water Heater 有熔斷器的插線座供電熱水爐		/	1	1	/	1	1
		Fuse Spur Unit for Kitchen Cabinet Lighting 菲士蘇供廚櫃燈		/	2	2	/	2	2
		Fuse Spur Unit for Cabinet Lighting 菲士蘇供櫃燈		/	1	1	/	-	1
		Switched Fuse Spur Unit for Door Bell 菲士蘇連開關供門鐘		/	1	1	/	1	1
	Washer Dryer Connection Point 洗衣乾衣機接駁點		/	1	1	/	1	1	

Notes:

1. The symbol "-" as shown in the above table denotes "Not Provided".
2. The symbol "/" as shown in the above table denotes "Not Applicable".

備註：

1. 上表 "-" 代表「不提供」。
2. 上表 "/" 代表「不適用」。

FITTINGS, FINISHES AND APPLIANCES

裝置、裝修物料及設備

Schedule of Mechanical and Electrical Provisions of Flats

單位機電裝置數量說明表

Tower 8 : 20/F - 21/F

第8座：20樓至21樓

Location 位置	Exposed Type 外露形	Non-exposed Type 非外露形	Flats 單位						
			A1	A5	A6	B2	B3	B5	
Master Bathroom 主人浴室	Lighting Switch 燈掣		1	/	/	1	/	/	
	Lighting Point 燈位		5	/	/	4	/	/	
	Single Socket Outlet 單頭插座		-	/	/	-	/	/	
	Switch for Exhaust Fan 抽氣扇開關掣		-	/	/	-	/	/	
	Switch for Water Heater 熱水爐開關掣		-	/	/	-	/	/	
	Switch for Exhaust Fan & Water Heater 抽氣扇及熱水爐開關掣		1	/	/	1	/	/	
		Single Socket Outlet 單頭插座		1	/	/	1	/	/
		Connection unit for Electric Water Heater 有熔斷器的插線座供電熱水爐		-	/	/	-	/	/
		Fuse Spur Unit for Speaker 菲士蘇供喇叭		1	/	/	1	/	/
		Switched Fuse Spur Unit for Exhaust Fan 菲士蘇連開關供抽氣扇		1	/	/	1	/	/
	Gas Water Heater Remote Controller 煤氣熱水爐遙控器		1	/	/	1	/	/	
	Fuse Spur Unit for Cabinet Lighting 菲士蘇供櫃燈		2	/	/	2	/	/	

Notes:

1. The symbol "-" as shown in the above table denotes "Not Provided".
2. The symbol "/" as shown in the above table denotes "Not Applicable".

備註：

1. 上表 "-" 代表「不提供」。
2. 上表 "/" 代表「不適用」。

Schedule of Mechanical and Electrical Provisions of Flats

單位機電裝置數量說明表

Tower 8 : 20/F - 21/F

第8座：20樓至21樓

Location 位置	Exposed Type 外露形	Non-exposed Type 非外露形	Flats 單位						
			A1	A5	A6	B2	B3	B5	
Bathroom 浴室	Lighting Switch 燈掣		1	1	1	1	1	1	
	Lighting Point 燈位		4	4	4	3	4	3	
	Single Socket Outlet 單頭插座		-	-	-	-	-	-	
	Switch for Exhaust Fan 抽氣扇開關掣		-	1	1	-	-	-	
	Switch for Water Heater 熱水爐開關掣		-	1	1	-	1	1	
	Switch for Dehumidifer 抽濕機開關掣		-	1	1	-	-	-	
	Switch for Exhaust Fan & Dehumidifier 抽氣扇及抽濕機開關掣		1	-	-	1	1	1	
		Single Socket Outlet 單頭插座		1	1	1	1	1	1
		Connection unit for Electric Water Heater 有熔斷器的插線座供電熱水爐		-	1	1	-	1	1
		Fuse Spur Unit for Speaker 菲士蘇供喇叭		-	1	1	-	1	1
		Switched Fuse Spur Unit for Dehumidifer 菲士蘇連開關供抽濕機		1	1	1	1	1	1
		Switched Fuse Spur Unit for Exhaust Fan 菲士蘇連開關供抽氣扇		1	1	1	1	1	1
		Gas Water Heater Remote Controller 煤氣熱水爐遙控器		1	-	-	1	-	-
	Fuse Spur Unit for Cabinet Lighting 菲士蘇供櫃燈		2	2	2	2	2	2	

Notes:

1. The symbol "-" as shown in the above table denotes "Not Provided".
2. The symbol "/" as shown in the above table denotes "Not Applicable".

備註：

1. 上表 "-" 代表「不提供」。
2. 上表 "/" 代表「不適用」。

FITTINGS, FINISHES AND APPLIANCES

裝置、裝修物料及設備

Schedule of Mechanical and Electrical Provisions of Flats

單位機電裝置數量說明表

Tower 8 : 20/F - 21/F

第8座：20樓至21樓

Location 位置	Exposed Type 外露形	Non-exposed Type 非外露形	Flats 單位					
			A1	A5	A6	B2	B3	B5
Balcony 露台	Lighting Switch 燈掣		1	1	-	1	1	1
	Lighting Point 燈位		1	1	1	1	1	1
Utility Platform 工作平台	Lighting Switch 燈掣		/	-	1	1	1	/
	Lighting Point 燈位		/	1	1	1	1	/
Flat Roof (20/F only) 平台 (只適用於20樓)	Lighting Switch 燈掣		2	/	/	1	/	/
	Lighting Point 燈位		8	/	/	6	/	/
	Single Waterproof Socket Outlet 單頭防水插座		2	/	/	1	/	/
Roof with Stairhood (21/F only) 天台連梯屋 (只適用於21樓)	Lighting Switch 燈掣		3	/	/	/	/	/
	Lighting Point 燈位		22	/	/	/	/	/
	Single Waterproof Socket Outlet 單頭防水插座		2	/	/	/	/	/
Roof (21/F only) 天台 (只適用於21樓)	Lighting Switch 燈掣		/	/	1	1	1	/
	Lighting Point 燈位		/	/	8	19	13	/
	Single Waterproof Socket Outlet 單頭防水插座		/	/	2	2	2	/

Notes:

1. The symbol "-" as shown in the above table denotes "Not Provided".
2. The symbol "/" as shown in the above table denotes "Not Applicable".

備註：

1. 上表 "-" 代表「不提供」。
2. 上表 "/" 代表「不適用」。

Schedule of Mechanical and Electrical Provisions of Flats

單位機電裝置數量說明表

Tower 9 : G/F - 1/F

第9座：地下至1樓

Location 位置	Exposed Type 外露形	Non-exposed Type 非外露形	Flats 單位							
			A1	A2	A5	B1	B2	B3	B6	
Main Entrance 大門入口	Door Bell Button 門鐘掣		1	1	1	1	1	1	1	
Living Room/ Dining Room 客廳/ 飯廳	Lighting Switch 燈掣		4	4	3	3	3	3	3	
	Lighting Point 燈位		5	5	4	4	4	4	4	
	Single Socket Outlet 單頭插座		-	-	1	1*	1	1	1	
	Twin Socket Outlet 雙頭插座		2	2	2	2	2	3	2	
	Switched Twin Socket Outlet with USB Module 雙頭及USB插座連開關		1	1	1	1	1	1	1	
	TV / FM Outlet 電視 / 電台天線插座		2	2	2	2	2	2	2	
	Telephone Outlet 電話插座		2	2	2	2	2	2	2	
	Switch for Air-conditioner 冷氣機開關掣		2	2	1	1	1	2	1	
	Video Door Phone 門口視像對講機		1	1	1	1	1	1	1	
	Data Point (Reserved for Future Use) 網絡插座 (預留作未來用途)		2	2	2	2	2	2	2	
	Fuse Spur Unit for Electric Curtain 菲士蘇供電簾		1	1	1	1	1	2	1	
	Distribution Board 配電箱		-	1	1	1	1	1	1	
		Door Bell 門鐘		-	1	1	1	1	1	1
		Single Socket Outlet 單頭插座		-	-	1	1*	1	1	1
	Single Socket Outlet for Refrigerator 單頭插座供雪櫃		-	1	1	1	1	1	1	
	Single Socket Outlet (Reserved for Future Use) 單頭插座 (預留作未來用途)		1	1	1	1	1	-	1	

Notes:

1. The symbol "-" as shown in the above table denotes "Not Provided".
2. The symbol "/" as shown in the above table denotes "Not Applicable".
3. The symbol "*" as shown in the above table denotes "Provision for 1/F only".

備註:

1. 上表 "-" 代表「不提供」。
2. 上表 "/" 代表「不適用」。
3. 上表 "*" 代表「只適用於1樓」。

FITTINGS, FINISHES AND APPLIANCES

裝置、裝修物料及設備

Schedule of Mechanical and Electrical Provisions of Flats

單位機電裝置數量說明表

Tower 9 : G/F - 1/F

第9座：地下至1樓

Location 位置	Exposed Type 外露形	Non-exposed Type 非外露形	Flats 單位						
			A1	A2	A5	B1	B2	B3	B6
Master Bedroom 主人睡房	Lighting Switch 燈掣		1	1	1	1	1	/	1
	Lighting Point 燈位		2	2	1	1	1	/	1
	Twin Socket Outlet 雙頭插座		1	2	1	2	2	/	2
	Switched Twin Socket Outlet with USB Module 雙頭及USB插座連開關		1	1	1	1	1	/	1
	TV / FM Outlet 電視 / 電台天線插座		1	1	1	1	1	/	1
	Telephone Outlet 電話插座		1	1	1	1	1	/	1
	Data Point (Reserved for Future Use) 網絡插座 (預留作未來用途)		1	1	1	1	1	/	1
	Fuse Spur Unit for Electric Curtain 菲士蘇供電簾		1	1	1	1	1	/	1
	Switch for Air-conditioner 冷氣機開關掣		1	1	1	1	1	/	1
Bedroom 2 睡房2	Lighting Switch 燈掣		1	1	1	1	1	/	1
	Lighting Point 燈位		1	1	1	1	1	/	1
	Twin Socket Outlet 雙頭插座		2	2	2	2	2	/	2
	TV / FM Outlet 電視 / 電台天線插座		1	1	1	1	1	/	1
	Telephone Outlet 電話插座		1	1	1	1	1	/	1
	Data Point (Reserved for Future Use) 網絡插座 (預留作未來用途)		1	1	1	1	1	/	1
	Fuse Spur Unit for Electric Curtain 菲士蘇供電簾		1	1	1	1	1	/	1
	Switch for Air-conditioner 冷氣機開關掣		1	1	1	1	1	/	1

Notes:

1. The symbol "-" as shown in the above table denotes "Not Provided".
2. The symbol "/" as shown in the above table denotes "Not Applicable".

備註：

1. 上表 "-" 代表「不提供」。
2. 上表 "/" 代表「不適用」。

Schedule of Mechanical and Electrical Provisions of Flats

單位機電裝置數量說明表

Tower 9 : G/F - 1/F

第9座：地下至1樓

Location 位置	Exposed Type 外露形	Non-exposed Type 非外露形	Flats 單位							
			A1	A2	A5	B1	B2	B3	B6	
Bedroom 3 睡房3	Lighting Switch 燈掣		1	1	/	/	/	/	/	/
	Lighting Point 燈位		1	1	/	/	/	/	/	/
	Twin Socket Outlet 雙頭插座		2	2	/	/	/	/	/	/
	TV / FM Outlet 電視 / 電台天線插座		1	1	/	/	/	/	/	/
	Telephone Outlet 電話插座		1	1	/	/	/	/	/	/
	Data Point (Reserved for Future Use) 網絡插座 (預留作未來用途)		1	1	/	/	/	/	/	/
	Fuse Spur Unit for Electric Curtain 菲士蘇供電簾		1	1	/	/	/	/	/	/
	Switch for Air-conditioner 冷氣機開關掣		1	1	/	/	/	/	/	/
Store Room 儲物房	Lighting Switch 燈掣		1	/	/	/	/	/	/	/
	Lighting Point 燈位		1	/	/	/	/	/	/	/
	Twin Socket Outlet 雙頭插座		1	/	/	/	/	/	/	/
	Switched Twin Socket Outlet with USB Module 雙頭及USB插座連開關		1	/	/	/	/	/	/	/
	Switch for Air-conditioner 冷氣機開關掣		1	/	/	/	/	/	/	/
	TV / FM Outlet 電視 / 電台天線插座		1	/	/	/	/	/	/	/
	Telephone Outlet 電話插座		1	/	/	/	/	/	/	/
	Data Point (Reserved for Future Use) 網絡插座 (預留作未來用途)		1	/	/	/	/	/	/	/

Notes:

1. The symbol "-" as shown in the above table denotes "Not Provided".
2. The symbol "/" as shown in the above table denotes "Not Applicable".

備註：

1. 上表 "-" 代表「不提供」。
2. 上表 "/" 代表「不適用」。

FITTINGS, FINISHES AND APPLIANCES

裝置、裝修物料及設備

Schedule of Mechanical and Electrical Provisions of Flats

單位機電裝置數量說明表

Tower 9 : G/F - 1/F

第9座：地下至1樓

Location 位置	Exposed Type 外露形	Non-exposed Type 非外露形	Flats 單位							
			A1	A2	A5	B1	B2	B3	B6	
Utility Room (with Lavatory) 工作間 (連洗手間)	Lighting Switch 燈掣		1	/	/	/	/	/	/	/
	Lighting Point 燈位		2	/	/	/	/	/	/	/
	Twin Socket Outlet 雙頭插座		1	/	/	/	/	/	/	/
	Switch for Exhaust Fan 抽氣扇開關掣		1	/	/	/	/	/	/	/
	Switch for Air-conditioner 冷氣機開關掣		1	/	/	/	/	/	/	/
	Gas Water Heater Remote Controller 煤氣熱水爐遙控器		1	/	/	/	/	/	/	/
	Distribution Board 配電箱		1	/	/	/	/	/	/	/
		Switched Fuse Spur Unit for Exhaust Fan 菲士蘇連開關供抽氣扇		1	/	/	/	/	/	/

Notes:

1. The symbol "-" as shown in the above table denotes "Not Provided".
2. The symbol "/" as shown in the above table denotes "Not Applicable".

備註：

1. 上表 "-" 代表「不提供」。
2. 上表 "/" 代表「不適用」。

Schedule of Mechanical and Electrical Provisions of Flats

單位機電裝置數量說明表

Tower 9 : G/F - 1/F

第9座：地下至1樓

Location 位置	Exposed Type 外露形	Non-exposed Type 非外露形	Flats 單位								
			A1	A2	A5	B1	B2	B3	B6		
Kitchen 廚房	Lighting Switch 燈掣		1	/	/	/	/	/	/	/	
	Lighting Point 燈位		5	/	/	/	/	/	/	/	
	Twin Socket Outlet 雙頭插座		3	/	/	/	/	/	/	/	
	Switch for Exhaust Fan & Water Heater 抽氣扇及熱水爐開關掣		1	/	/	/	/	/	/	/	
		Single Socket Outlet for Refrigerator 單頭插座供雪櫃		1	/	/	/	/	/	/	/
		Single Socket Outlet for Washer Dryer 單頭插座供洗衣乾衣機		1	/	/	/	/	/	/	/
		Switch for Combi-oven with Microwave 微波焗爐開關掣		1	/	/	/	/	/	/	/
		Switched Fuse Spur Unit for Gas Hob 菲士蘇連開關供煤氣爐		2	/	/	/	/	/	/	/
		Switched Fuse Spur Unit for Gas Water Heater 菲士蘇連開關供煤氣熱水爐		2	/	/	/	/	/	/	/
		Single Socket Outlet for Cooker Hood 單頭插座供抽油煙機		1	/	/	/	/	/	/	/
		Switched Fuse Spur Unit for Exhaust Fan 菲士蘇連開關供抽氣扇		1	/	/	/	/	/	/	/
		Fuse Spur Unit for Kitchen Cabinet Lighting 菲士蘇供廚櫃燈		2	/	/	/	/	/	/	/
		Switched Fuse Spur Unit for Door Bell 菲士蘇連開關供門鐘		1	/	/	/	/	/	/	/
		Door Bell 門鐘		1	/	/	/	/	/	/	/
		Washer Dryer Connection Point 洗衣乾衣機接駁點		1	/	/	/	/	/	/	/
	Towngas Connection Point 煤氣接駁點		1	/	/	/	/	/	/	/	

Notes:

1. The symbol " - " as shown in the above table denotes "Not Provided".
2. The symbol " / " as shown in the above table denotes "Not Applicable".

備註：

1. 上表 " - " 代表「不提供」。
2. 上表 " / " 代表「不適用」。

FITTINGS, FINISHES AND APPLIANCES

裝置、裝修物料及設備

Schedule of Mechanical and Electrical Provisions of Flats

單位機電裝置數量說明表

Tower 9 : G/F - 1/F

第9座：地下至1樓

Location 位置	Exposed Type 外露形	Non-exposed Type 非外露形	Flats 單位							
			A1	A2	A5	B1	B2	B3	B6	
Open Kitchen 開放式廚房	Lighting Switch 燈掣		/	1	1	1	1	1	1	
	Lighting Point 燈位		/	1	1	1	1	1	1	
	Twin Socket Outlet 雙頭插座		/	2	2	2	2	2	2	
	Switch for Water Heater 熱水爐開關掣		/	1	1	1	1	1	1	
		Single Socket Outlet (Reserved for Future Use) 單頭插座 (預留作未來用途)		/	-	-	-	-	1	-
		Single Socket Outlet for Washer Dryer 單頭插座供洗衣乾衣機		/	1	1	1	1	1	1
		Single Socket Outlet for Microwave Oven with Grill 單頭插座供微波燒烤爐		/	1	1	1	1	1	1
		Switch for Induction Hob 電磁爐開關掣		/	1	1	1	1	1	1
		Single Socket Outlet for Cooker Hood 單頭插座供抽油煙機		/	1	1	1	1	1	1
		Connection unit for Electric Water Heater 有熔斷器的插線座供電熱水爐		/	1	1	1	1	1	1
		Fuse Spur Unit for Kitchen Cabinet Lighting 菲士蘇供廚櫃燈		/	2	2	2	2	2	2
		Fuse Spur Unit for Cabinet Lighting 菲士蘇供櫃燈		/	-	1	1*	1	1	1
		Switched Fuse Spur Unit for Door Bell 菲士蘇連開關供門鐘		/	1	1	1	1	1	1
		Washer Dryer Connection Point 洗衣乾衣機接駁點		/	1	1	1	1	1	1

Notes:

1. The symbol "-" as shown in the above table denotes "Not Provided".
2. The symbol "/" as shown in the above table denotes "Not Applicable".
3. The symbol "*" as shown in the above table denotes "Provision for 1/F only".

備註：

1. 上表 "-" 代表「不提供」。
2. 上表 "/" 代表「不適用」。
3. 上表 "*" 代表「只適用於1樓」。

Schedule of Mechanical and Electrical Provisions of Flats

單位機電裝置數量說明表

Tower 9 : G/F - 1/F

第9座：地下至1樓

Location 位置	Exposed Type 外露形	Non-exposed Type 非外露形	Flats 單位								
			A1	A2	A5	B1	B2	B3	B6		
Master Bathroom 主人浴室	Lighting Switch 燈掣		1	1	/	/	/	/	/	/	
	Lighting Point 燈位		4	5	/	/	/	/	/	/	
	Single Socket Outlet 單頭插座		1	-	/	/	/	/	/	/	
	Switch for Exhaust Fan 抽氣扇開關掣		1 [^]	-	/	/	/	/	/	/	
	Switch for Water Heater 熱水爐開關掣		1 [^]	-	/	/	/	/	/	/	
	Switch for Exhaust Fan & Water Heater 抽氣扇及熱水爐開關掣		1 [*]	1	/	/	/	/	/	/	
		Single Socket Outlet 單頭插座		-	1	/	/	/	/	/	/
		Connection unit for Electric Water Heater 有熔斷器的插線座供電熱水爐		-	1	/	/	/	/	/	/
		Fuse Spur Unit for Speaker 菲士蘇供喇叭		1	1	/	/	/	/	/	/
		Switched Fuse Spur Unit for Exhaust Fan 菲士蘇連開關供抽氣扇		1	1	/	/	/	/	/	/
		Gas Water Heater Remote Controller 煤氣熱水爐遙控器		1	-	/	/	/	/	/	/
	Fuse Spur Unit for Cabinet Lighting 菲士蘇供櫃燈		2	2	/	/	/	/	/	/	

Notes:

1. The symbol "-" as shown in the above table denotes "Not Provided".
2. The symbol "/" as shown in the above table denotes "Not Applicable".
3. The symbol "*" as shown in the above table denotes "Provision for G/F only".
4. The symbol "^" as shown in the above table denotes "Provision for 1/F only".

備註：

1. 上表 "-" 代表「不提供」。
2. 上表 "/" 代表「不適用」。
3. 上表 "*" 代表「只適用於地下」。
4. 上表 "^" 代表「只適用於1樓」。

FITTINGS, FINISHES AND APPLIANCES

裝置、裝修物料及設備

Schedule of Mechanical and Electrical Provisions of Flats

單位機電裝置數量說明表

Tower 9 : G/F - 1/F

第9座：地下至1樓

Location 位置	Exposed Type 外露形	Non-exposed Type 非外露形	Flats 單位							
			A1	A2	A5	B1	B2	B3	B6	
Bathroom 浴室	Lighting Switch 燈掣		1	1	1	1	1	1	1	
	Lighting Point 燈位		5	4	4	4	4	4	4	
	Single Socket Outlet 單頭插座		-	-	1	-	-	-	-	
	Switch for Exhaust Fan 抽氣扇開關掣		-	1	1	1	1	1	1	
	Switch for Water Heater 熱水爐開關掣		-	1	1	1	1	1	1	
	Switch for Dehumidifer 抽濕機開關掣		-	1	1	1	1	1	1	
	Switch for Exhaust Fan & Dehumidifier 抽氣扇及抽濕機開關掣		1	-	-	-	-	-	-	
		Single Socket Outlet 單頭插座		1	1	-	1	1	1	1
		Connection unit for Electric Water Heater 有熔斷器的插線座供電熱水爐		-	1	1	1	1	1	1
		Fuse Spur Unit for Speaker 菲士蘇供喇叭		-	-	1	1	1	1	1
		Switched Fuse Spur Unit for Dehumidifer 菲士蘇連開關供抽濕機		1	1	1	1	1	1	1
		Switched Fuse Spur Unit for Exhaust Fan 菲士蘇連開關供抽氣扇		1	1	1	1	1	1	1
	Gas Water Heater Remote Controller 煤氣熱水爐遙控器		1	-	-	-	-	-	-	
	Fuse Spur Unit for Cabinet Lighting 菲士蘇供櫃燈		2	2	2	2	2	2	2	

Notes:

1. The symbol "-" as shown in the above table denotes "Not Provided".
2. The symbol "/" as shown in the above table denotes "Not Applicable".

備註：

1. 上表 "-" 代表「不提供」。
2. 上表 "/" 代表「不適用」。

Schedule of Mechanical and Electrical Provisions of Flats

單位機電裝置數量說明表

Tower 9 : G/F - 1/F

第9座：地下至1樓

Location 位置	Exposed Type 外露形	Non-exposed Type 非外露形	Flats 單位						
			A1	A2	A5	B1	B2	B3	B6
Balcony (1/F only) 露台 (只適用於1樓)	Lighting Switch 燈掣		1	1	1	1	1	1	1
	Lighting Point 燈位		1	1	1	1	1	1	1
Utility Platform (1/F only) 工作平台 (只適用於1樓)	Lighting Switch 燈掣		1	1	/	1	1	/	/
	Lighting Point 燈位		1	1	/	1	1	/	/
Garden (G/F only) 花園 (只適用於地下)	Lighting Switch 燈掣		1	2	1	2	2	1	1
	Lighting Point 燈位		8	7	5	6	6	6	5
	Single Waterproof Socket Outlet 單頭防水插座		2	2	2	2	2	2	2

Notes:

1. The symbol "-" as shown in the above table denotes "Not Provided".
2. The symbol "/" as shown in the above table denotes "Not Applicable".

備註：

1. 上表 "-" 代表「不提供」。
2. 上表 "/" 代表「不適用」。

FITTINGS, FINISHES AND APPLIANCES

裝置、裝修物料及設備

Schedule of Mechanical and Electrical Provisions of Flats

單位機電裝置數量說明表

Tower 9 : 2/F - 3/F, 5/F - 12/F and 15/F - 19/F

第9座：2樓至3樓、5樓至12樓及15樓至19樓

Location 位置	Exposed Type 外露形	Non-exposed Type 非外露形	Flats 單位								
			A1	A2	A3	A5	B1	B2	B3	B5	B6
Main Entrance 大門入口	Door Bell Button 門鐘掣		1	1	1	1	1	1	1	1	1
Living Room/ Dining Room 客廳/ 飯廳	Lighting Switch 燈掣		4	4	4	3	3	3	3	3	3
	Lighting Point 燈位		5	5	5	4	4	4	4	4	4
	Single Socket Outlet 單頭插座		-	-	-	1	1	1	1	1	1
	Twin Socket Outlet 雙頭插座		2	2	2	2	2	2	3	2	2
	Switched Twin Socket Outlet with USB Module 雙頭及USB插座連開關		1	1	1	1	1	1	1	1	1
	TV / FM Outlet 電視 / 電台天線插座		2	2	2	2	2	2	2	2	2
	Telephone Outlet 電話插座		2	2	2	2	2	2	2	2	2
	Switch for Air-conditioner 冷氣機開關掣		2	2	1	1	1	1	2	1	1
	Video Door Phone 門口視像對講機		1	1	1	1	1	1	1	1	1
	Data Point (Reserved for Future Use) 網絡插座 (預留作未來用途)		2	2	2	2	2	2	2	2	2
	Fuse Spur Unit for Electric Curtain 菲士蘇供電簾		1	1	1	1	1	1	2	1	1
	Distribution Board 配電箱		-	1	1	1	1	1	1	1	1
		Door Bell 門鐘		-	1	1	1	1	1	1	1
		Single Socket Outlet 單頭插座		-	-	-	1	1	1	1	1
	Single Socket Outlet for Refrigerator 單頭插座供雪櫃		-	1	1	1	1	1	1	1	
	Single Socket Outlet (Reserved for Future Use) 單頭插座 (預留作未來用途)		1	1	1	1	1	1	-	1	

Notes:

1. The symbol "-" as shown in the above table denotes "Not Provided".
2. The symbol "/" as shown in the above table denotes "Not Applicable".

備註：

1. 上表 "-" 代表「不提供」。
2. 上表 "/" 代表「不適用」。

Schedule of Mechanical and Electrical Provisions of Flats

單位機電裝置數量說明表

Tower 9 : 2/F - 3/F, 5/F - 12/F and 15/F - 19/F

第9座：2樓至3樓、5樓至12樓及15樓至19樓

Location 位置	Exposed Type 外露形	Non-exposed Type 非外露形	Flats 單位									
			A1	A2	A3	A5	B1	B2	B3	B5	B6	
Master Bedroom 主人睡房	Lighting Switch 燈掣		1	1	1	1	1	1	1	/	1	1
	Lighting Point 燈位		2	2	1	1	1	1	1	/	1	1
	Twin Socket Outlet 雙頭插座		1	2	1	1	2	2	2	/	1	2
	Switched Twin Socket Outlet with USB Module 雙頭及USB插座連開關		1	1	1	1	1	1	1	/	1	1
	TV / FM Outlet 電視 / 電台天線插座		1	1	1	1	1	1	1	/	1	1
	Telephone Outlet 電話插座		1	1	1	1	1	1	1	/	1	1
	Data Point (Reserved for Future Use) 網絡插座 (預留作未來用途)		1	1	1	1	1	1	1	/	1	1
	Fuse Spur Unit for Electric Curtain 菲士蘇供電簾		1	1	1	1	1	1	1	/	1	1
	Switch for Air-conditioner 冷氣機開關掣		1	1	1	1	1	1	1	/	1	1
Bedroom 2 睡房2	Lighting Switch 燈掣		1	1	1	1	1	1	1	/	1	1
	Lighting Point 燈位		1	1	1	1	1	1	1	/	1	1
	Twin Socket Outlet 雙頭插座		2	2	2	2	2	2	2	/	2	2
	TV / FM Outlet 電視 / 電台天線插座		1	1	1	1	1	1	1	/	1	1
	Telephone Outlet 電話插座		1	1	1	1	1	1	1	/	1	1
	Data Point (Reserved for Future Use) 網絡插座 (預留作未來用途)		1	1	1	1	1	1	1	/	1	1
	Fuse Spur Unit for Electric Curtain 菲士蘇供電簾		1	1	1	1	1	1	1	/	1	1
	Switch for Air-conditioner 冷氣機開關掣		1	1	1	1	1	1	1	/	1	1

Notes:

1. The symbol "-" as shown in the above table denotes "Not Provided".
2. The symbol "/" as shown in the above table denotes "Not Applicable".

備註：

1. 上表 "-" 代表「不提供」。
2. 上表 "/" 代表「不適用」。

FITTINGS, FINISHES AND APPLIANCES

裝置、裝修物料及設備

Schedule of Mechanical and Electrical Provisions of Flats

單位機電裝置數量說明表

Tower 9 : 2/F - 3/F, 5/F - 12/F and 15/F - 19/F

第9座：2樓至3樓、5樓至12樓及15樓至19樓

Location 位置	Exposed Type 外露形	Non-exposed Type 非外露形	Flats 單位											
			A1	A2	A3	A5	B1	B2	B3	B5	B6			
Bedroom 3 睡房3	Lighting Switch 燈掣		1	1	1	/	/	/	/	/	/	/	/	/
	Lighting Point 燈位		1	1	1	/	/	/	/	/	/	/	/	/
	Twin Socket Outlet 雙頭插座		2	2	2	/	/	/	/	/	/	/	/	/
	TV / FM Outlet 電視 / 電台天線插座		1	1	1	/	/	/	/	/	/	/	/	/
	Telephone Outlet 電話插座		1	1	1	/	/	/	/	/	/	/	/	/
	Data Point (Reserved for Future Use) 網絡插座 (預留作未來用途)		1	1	1	/	/	/	/	/	/	/	/	/
	Fuse Spur Unit for Electric Curtain 菲士蘇供電簾		1	1	1	/	/	/	/	/	/	/	/	/
	Switch for Air-conditioner 冷氣機開關掣		1	1	1	/	/	/	/	/	/	/	/	/
Store Room 儲物房	Lighting Switch 燈掣		1	/	/	/	/	/	/	/	/	/	/	/
	Lighting Point 燈位		1	/	/	/	/	/	/	/	/	/	/	/
	Twin Socket Outlet 雙頭插座		1	/	/	/	/	/	/	/	/	/	/	/
	Switched Twin Socket Outlet with USB Module 雙頭及USB插座連開關		1	/	/	/	/	/	/	/	/	/	/	/
	Switch for Air-conditioner 冷氣機開關掣		1	/	/	/	/	/	/	/	/	/	/	/
	TV / FM Outlet 電視 / 電台天線插座		1	/	/	/	/	/	/	/	/	/	/	/
	Telephone Outlet 電話插座		1	/	/	/	/	/	/	/	/	/	/	/
	Data Point (Reserved for Future Use) 網絡插座 (預留作未來用途)		1	/	/	/	/	/	/	/	/	/	/	/

Notes:

1. The symbol "-" as shown in the above table denotes "Not Provided".
2. The symbol "/" as shown in the above table denotes "Not Applicable".

備註：

1. 上表 "-" 代表「不提供」。
2. 上表 "/" 代表「不適用」。

Schedule of Mechanical and Electrical Provisions of Flats

單位機電裝置數量說明表

Tower 9 : 2/F - 3/F, 5/F - 12/F and 15/F - 19/F

第9座：2樓至3樓、5樓至12樓及15樓至19樓

Location 位置	Exposed Type 外露形	Non-exposed Type 非外露形	Flats 單位									
			A1	A2	A3	A5	B1	B2	B3	B5	B6	
Utility Room (with Lavatory) 工作間 (連洗手間)	Lighting Switch 燈掣		1	/	/	/	/	/	/	/	/	/
	Lighting Point 燈位		2	/	/	/	/	/	/	/	/	/
	Twin Socket Outlet 雙頭插座		1	/	/	/	/	/	/	/	/	/
	Switch for Exhaust Fan 抽氣扇開關掣		1	/	/	/	/	/	/	/	/	/
	Switch for Air-conditioner 冷氣機開關掣		1	/	/	/	/	/	/	/	/	/
	Gas Water Heater Remote Controller 煤氣熱水爐遙控器		1	/	/	/	/	/	/	/	/	/
	Distribution Board 配電箱		1	/	/	/	/	/	/	/	/	/
		Switched Fuse Spur Unit for Exhaust Fan 菲士蘇連開關供抽氣扇		1	/	/	/	/	/	/	/	/

Notes:

1. The symbol "-" as shown in the above table denotes "Not Provided".
2. The symbol "/" as shown in the above table denotes "Not Applicable".

備註：

1. 上表 "-" 代表「不提供」。
2. 上表 "/" 代表「不適用」。

FITTINGS, FINISHES AND APPLIANCES

裝置、裝修物料及設備

Schedule of Mechanical and Electrical Provisions of Flats

單位機電裝置數量說明表

Tower 9 : 2/F - 3/F, 5/F - 12/F and 15/F - 19/F

第9座：2樓至3樓、5樓至12樓及15樓至19樓

Location 位置	Exposed Type 外露形	Non-exposed Type 非外露形	Flats 單位											
			A1	A2	A3	A5	B1	B2	B3	B5	B6			
Kitchen 廚房	Lighting Switch 燈掣		1	/	/	/	/	/	/	/	/	/	/	/
	Lighting Point 燈位		5	/	/	/	/	/	/	/	/	/	/	/
	Twin Socket Outlet 雙頭插座		3	/	/	/	/	/	/	/	/	/	/	/
	Switch for Exhaust Fan & Water Heater 抽氣扇及熱水爐開關掣		1	/	/	/	/	/	/	/	/	/	/	/
		Single Socket Outlet for Refrigerator 單頭插座供雪櫃		1	/	/	/	/	/	/	/	/	/	/
		Single Socket Outlet for Washer Dryer 單頭插座供洗衣乾衣機		1	/	/	/	/	/	/	/	/	/	/
		Switch for Combi-oven with Microwave 微波焗爐開關掣		1	/	/	/	/	/	/	/	/	/	/
		Switched Fuse Spur Unit for Gas Hob 菲士蘇連開關供煤氣爐		2	/	/	/	/	/	/	/	/	/	/
		Switched Fuse Spur Unit for Gas Water Heater 菲士蘇連開關供煤氣熱水爐		2	/	/	/	/	/	/	/	/	/	/
		Single Socket Outlet for Cooker Hood 單頭插座供抽油煙機		1	/	/	/	/	/	/	/	/	/	/
		Switched Fuse Spur Unit for Exhaust Fan 菲士蘇連開關供抽氣扇		1	/	/	/	/	/	/	/	/	/	/
		Fuse Spur Unit for Kitchen Cabinet Lighting 菲士蘇供廚櫃燈		2	/	/	/	/	/	/	/	/	/	/
		Switched Fuse Spur Unit for Door Bell 菲士蘇連開關供門鐘		1	/	/	/	/	/	/	/	/	/	/
		Door Bell 門鐘		1	/	/	/	/	/	/	/	/	/	/
		Washer Dryer Connection Point 洗衣乾衣機接駁點		1	/	/	/	/	/	/	/	/	/	/
	Towngas Connection Point 煤氣接駁點		1	/	/	/	/	/	/	/	/	/	/	

Notes:

1. The symbol "-" as shown in the above table denotes "Not Provided".
2. The symbol "/" as shown in the above table denotes "Not Applicable".

備註：

1. 上表 "-" 代表「不提供」。
2. 上表 "/" 代表「不適用」。

Schedule of Mechanical and Electrical Provisions of Flats

單位機電裝置數量說明表

Tower 9 : 2/F - 3/F, 5/F - 12/F and 15/F - 19/F

第9座：2樓至3樓、5樓至12樓及15樓至19樓

Location 位置	Exposed Type 外露形	Non-exposed Type 非外露形	Flats 單位										
			A1	A2	A3	A5	B1	B2	B3	B5	B6		
Open Kitchen 開放式廚房	Lighting Switch 燈掣		/	1	1	1	1	1	1	1	1	1	
	Lighting Point 燈位		/	1	1	1	1	1	1	1	1	1	
	Twin Socket Outlet 雙頭插座		/	2	2	2	2	2	2	2	2	2	
	Switch for Water Heater 熱水爐開關掣		/	1	1	1	1	1	1	1	1	1	
		Single Socket Outlet (Reserved for Future Use) 單頭插座 (預留作未來用途)		/	-	-	-	-	-	1	-	-	-
		Single Socket Outlet for Washer Dryer 單頭插座供洗衣乾衣機		/	1	1	1	1	1	1	1	1	1
		Single Socket Outlet for Microwave Oven with Grill 單頭插座供微波燒烤爐		/	1	1	1	1	1	1	1	1	1
		Switch for Induction Hob 電磁爐開關掣		/	1	1	1	1	1	1	1	1	1
		Single Socket Outlet for Cooker Hood 單頭插座供抽油煙機		/	1	1	1	1	1	1	1	1	1
		Connection unit for Electric Water Heater 有熔斷器的插線座供電熱水爐		/	1	1	1	1	1	1	1	1	1
		Fuse Spur Unit for Kitchen Cabinet Lighting 菲士蘇供廚櫃燈		/	2	2	2	2	2	2	2	2	2
		Fuse Spur Unit for Cabinet Lighting 菲士蘇供櫃燈		/	-	-	1	1	1	1	1	1	1
		Switched Fuse Spur Unit for Door Bell 菲士蘇連開關供門鐘		/	1	1	1	1	1	1	1	1	1
	Washer Dryer Connection Point 洗衣乾衣機接駁點		/	1	1	1	1	1	1	1	1	1	

Notes:

1. The symbol "-" as shown in the above table denotes "Not Provided".
2. The symbol "/" as shown in the above table denotes "Not Applicable".

備註：

1. 上表 "-" 代表「不提供」。
2. 上表 "/" 代表「不適用」。

FITTINGS, FINISHES AND APPLIANCES

裝置、裝修物料及設備

Schedule of Mechanical and Electrical Provisions of Flats

單位機電裝置數量說明表

Tower 9 : 2/F - 3/F, 5/F - 12/F and 15/F - 19/F

第9座：2樓至3樓、5樓至12樓及15樓至19樓

Location 位置	Exposed Type 外露形	Non-exposed Type 非外露形	Flats 單位										
			A1	A2	A3	A5	B1	B2	B3	B5	B6		
Master Bathroom 主人浴室	Lighting Switch 燈掣		1	1	/	/	/	/	/	/	/	/	/
	Lighting Point 燈位		4	5	/	/	/	/	/	/	/	/	/
	Single Socket Outlet 單頭插座		1	-	/	/	/	/	/	/	/	/	/
	Switch for Exhaust Fan 抽氣扇開關掣		1	-	/	/	/	/	/	/	/	/	/
	Switch for Water Heater 熱水爐開關掣		1	-	/	/	/	/	/	/	/	/	/
	Switch for Exhaust Fan & Water Heater 抽氣扇及熱水爐開關掣		-	1	/	/	/	/	/	/	/	/	/
		Single Socket Outlet 單頭插座		-	1	/	/	/	/	/	/	/	/
		Connection unit for Electric Water Heater 有熔斷器的插線座供電熱水爐		-	1	/	/	/	/	/	/	/	/
		Fuse Spur Unit for Speaker 菲士蘇供喇叭		1	1	/	/	/	/	/	/	/	/
		Switched Fuse Spur Unit for Exhaust Fan 菲士蘇連開關供抽氣扇		1	1	/	/	/	/	/	/	/	/
		Gas Water Heater Remote Controller 煤氣熱水爐遙控器		1	-	/	/	/	/	/	/	/	/
	Fuse Spur Unit for Cabinet Lighting 菲士蘇供櫃燈		2	2	/	/	/	/	/	/	/	/	

Notes:

1. The symbol "-" as shown in the above table denotes "Not Provided".
2. The symbol "/" as shown in the above table denotes "Not Applicable".

備註：

1. 上表 "-" 代表「不提供」。
2. 上表 "/" 代表「不適用」。

Schedule of Mechanical and Electrical Provisions of Flats

單位機電裝置數量說明表

Tower 9 : 2/F - 3/F, 5/F - 12/F and 15/F - 19/F

第9座：2樓至3樓、5樓至12樓及15樓至19樓

Location 位置	Exposed Type 外露形	Non-exposed Type 非外露形	Flats 單位										
			A1	A2	A3	A5	B1	B2	B3	B5	B6		
Bathroom 浴室	Lighting Switch 燈掣		1	1	1	1	1	1	1	1	1	1	
	Lighting Point 燈位		5	4	4	4	4	4	4	4	4	4	
	Single Socket Outlet 單頭插座		-	-	-	1	-	-	-	-	-	-	
	Switch for Exhaust Fan 抽氣扇開關掣		-	1	-	1	1	1	1	1	1	1	
	Switch for Water Heater 熱水爐開關掣		-	1	1	1	1	1	1	1	1	1	
	Switch for Dehumidifer 抽濕機開關掣		-	1	-	1	1	1	1	1	1	1	
	Switch for Exhaust Fan & Dehumidifier 抽氣扇及抽濕機開關掣		1	-	1	-	-	-	-	-	-	-	
		Single Socket Outlet 單頭插座		1	1	1	-	1	1	1	1	1	1
		Connection unit for Electric Water Heater 有熔斷器的插線座供電熱水爐		-	1	1	1	1	1	1	1	1	1
		Fuse Spur Unit for Speaker 菲士蘇供喇叭		-	-	1	1	1	1	1	1	1	1
		Switched Fuse Spur Unit for Dehumidifer 菲士蘇連開關供抽濕機		1	1	1	1	1	1	1	1	1	1
		Switched Fuse Spur Unit for Exhaust Fan 菲士蘇連開關供抽氣扇		1	1	1	1	1	1	1	1	1	1
	Gas Water Heater Remote Controller 煤氣熱水爐遙控器		1	-	-	-	-	-	-	-	-	-	
	Fuse Spur Unit for Cabinet Lighting 菲士蘇供櫃燈		2	2	2	2	2	2	2	2	2	2	

Notes:

1. The symbol "-" as shown in the above table denotes "Not Provided".
2. The symbol "/" as shown in the above table denotes "Not Applicable".

備註：

1. 上表 "-" 代表「不提供」。
2. 上表 "/" 代表「不適用」。

FITTINGS, FINISHES AND APPLIANCES

裝置、裝修物料及設備

Schedule of Mechanical and Electrical Provisions of Flats

單位機電裝置數量說明表

Tower 9 : 2/F - 3/F, 5/F - 12/F and 15/F - 19/F

第9座：2樓至3樓、5樓至12樓及15樓至19樓

Location 位置	Exposed Type 外露形	Non-exposed Type 非外露形	Flats 單位								
			A1	A2	A3	A5	B1	B2	B3	B5	B6
Balcony (2/F only) 露台 (只適用於2樓)	Lighting Switch 燈掣		1	1	/	1	1	1	1	1	1
	Lighting Point 燈位		1	1	/	1	1	1	1	1	1
Utility Platform (2/F only) 工作平台 (只適用於2樓)	Lighting Switch 燈掣		1	1	1	/	1	1	/	1	/
	Lighting Point 燈位		1	1	1	/	1	1	/	1	/
Balcony (Except 2/F) 露台 (2樓除外)	Lighting Switch 燈掣		1	1	1	1	1	1	1	1	1
	Lighting Point 燈位		1	1	1	1	1	1	1	1	1
Utility Platform (Except 2/F) 工作平台 (2樓除外)	Lighting Switch 燈掣		1	1	1	/	1	1	/	1	/
	Lighting Point 燈位		1	1	1	/	1	1	/	1	/
Flat Roof (2/F only) 平台 (只適用於2樓)	Lighting Switch 燈掣		/	/	1	/	/	/	/	/	/
	Lighting Point 燈位		/	/	4	/	/	/	/	/	/
	Single Waterproof Socket Outlet 單頭防水插座		/	/	-	/	/	/	/	/	/

Notes:

1. The symbol "-" as shown in the above table denotes "Not Provided".
2. The symbol "/" as shown in the above table denotes "Not Applicable".

備註：

1. 上表 "-" 代表「不提供」。
2. 上表 "/" 代表「不適用」。

Schedule of Mechanical and Electrical Provisions of Flats

單位機電裝置數量說明表

Tower 9 : 20/F - 21/F

第9座：20樓至21樓

Location 位置	Exposed Type 外露形	Non-exposed Type 非外露形	Flats 單位								
			A1	A3	A5	B1	B2	B3	B5	B6	
Main Entrance 大門入口	Door Bell Button 門鐘掣		1	1	1	1	1	1	1	1	
Living Room/ Dining Room 客廳/ 飯廳	Lighting Switch 燈掣		4	4	3	3	3	3	3	3	
	Lighting Point 燈位		5	5	4	4	4	4	4	4	
	Single Socket Outlet 單頭插座		-	-	1	1	1	1	1	1	
	Twin Socket Outlet 雙頭插座		2	2	2	2	2	3	2	2	
	Switched Twin Socket Outlet with USB Module 雙頭及USB插座連開關		2	1	1	1	1	1	1	1	
	TV / FM Outlet 電視 / 電台天線插座		2	2	2	2	2	2	2	2	
	Telephone Outlet 電話插座		2	2	2	2	2	2	2	2	
	Switch for Air-conditioner 冷氣機開關掣		-	1	1	1	1	2	1	1	
	Video Door Phone 門口視像對講機		1	1	1	1	1	1	1	1	
	Data Point (Reserved for Future Use) 網絡插座 (預留作未來用途)		2	2	2	2	2	2	2	2	
	Fuse Spur Unit for Electric Curtain 菲士蘇供電簾		2	1	1	1	1	2	1	1	
	Distribution Board 配電箱		-	1	1	1	1	1	1	1	
		Door Bell 門鐘		-	1	1	1	1	1	1	1
		Single Socket Outlet 單頭插座		-	-	1	1	1	1	1	1
		Single Socket Outlet for Refrigerator 單頭插座供雪櫃		-	1	1	1	1	1	1	1
	Single Socket Outlet (Reserved for Future Use) 單頭插座 (預留作未來用途)		1	1	1	1	1	-	1	1	
	Switch for Air-conditioner 冷氣機開關掣		2	-	-	-	-	-	-	-	

Notes:

1. The symbol "-" as shown in the above table denotes "Not Provided".
2. The symbol "/" as shown in the above table denotes "Not Applicable".

備註:

1. 上表 "-" 代表「不提供」。
2. 上表 "/" 代表「不適用」。

FITTINGS, FINISHES AND APPLIANCES

裝置、裝修物料及設備

Schedule of Mechanical and Electrical Provisions of Flats

單位機電裝置數量說明表

Tower 9 : 20/F - 21/F

第9座：20樓至21樓

Location 位置	Exposed Type 外露形	Non-exposed Type 非外露形	Flats 單位							
			A1	A3	A5	B1	B2	B3	B5	B6
Master Bedroom 主人睡房	Lighting Switch 燈掣		1	1	1	1	1	/	1	1
	Lighting Point 燈位		1	1	1	1	1	/	1	1
	Twin Socket Outlet 雙頭插座		2	1	1	2	2	/	1	2
	Switched Twin Socket Outlet with USB Module 雙頭及USB插座連開關		1	1	1	1	1	/	1	1
	TV / FM Outlet 電視 / 電台天線插座		1	1	1	1	1	/	1	1
	Telephone Outlet 電話插座		1	1	1	1	1	/	1	1
	Data Point (Reserved for Future Use) 網絡插座 (預留作未來用途)		1	1	1	1	1	/	1	1
	Fuse Spur Unit for Electric Curtain 菲士蘇供電簾		1	1	1	1	1	/	1	1
	Switch for Air-conditioner 冷氣機開關掣		2	1	1	1	1	/	1	1
Bedroom 2 睡房2	Lighting Switch 燈掣		1	1	1	1	1	/	1	1
	Lighting Point 燈位		1	1	1	1	1	/	1	1
	Twin Socket Outlet 雙頭插座		2	2	2	2	2	/	2	2
	TV / FM Outlet 電視 / 電台天線插座		1	1	1	1	1	/	1	1
	Telephone Outlet 電話插座		1	1	1	1	1	/	1	1
	Data Point (Reserved for Future Use) 網絡插座 (預留作未來用途)		1	1	1	1	1	/	1	1
	Fuse Spur Unit for Electric Curtain 菲士蘇供電簾		1	1	1	1	1	/	1	1
	Switch for Air-conditioner 冷氣機開關掣		1	1	1	1	1	/	1	1

Notes:

1. The symbol "-" as shown in the above table denotes "Not Provided".
2. The symbol "/" as shown in the above table denotes "Not Applicable".

備註：

1. 上表 "-" 代表「不提供」。
2. 上表 "/" 代表「不適用」。

Schedule of Mechanical and Electrical Provisions of Flats

單位機電裝置數量說明表

Tower 9 : 20/F - 21/F

第9座：20樓至21樓

Location 位置	Exposed Type 外露形	Non-exposed Type 非外露形	Flats 單位							
			A1	A3	A5	B1	B2	B3	B5	B6
Bedroom 3 睡房3	Lighting Switch 燈掣		1	1	/	/	/	/	/	/
	Lighting Point 燈位		1	1	/	/	/	/	/	/
	Twin Socket Outlet 雙頭插座		2	2	/	/	/	/	/	/
	TV / FM Outlet 電視 / 電台天線插座		1	1	/	/	/	/	/	/
	Telephone Outlet 電話插座		1	1	/	/	/	/	/	/
	Data Point (Reserved for Future Use) 網絡插座 (預留作未來用途)		1	1	/	/	/	/	/	/
	Fuse Spur Unit for Electric Curtain 菲士蘇供電簾		1	1	/	/	/	/	/	/
	Switch for Air-conditioner 冷氣機開關掣		1	1	/	/	/	/	/	/
Store Room 儲物房	Lighting Switch 燈掣		1	/	/	/	/	/	/	/
	Lighting Point 燈位		1	/	/	/	/	/	/	/
	Twin Socket Outlet 雙頭插座		1	/	/	/	/	/	/	/
	Switched Twin Socket Outlet with USB Module 雙頭及USB插座連開關		1*	/	/	/	/	/	/	/
	Switch for Air-conditioner 冷氣機開關掣		1*	/	/	/	/	/	/	/
	TV / FM Outlet 電視 / 電台天線插座		1*	/	/	/	/	/	/	/
	Telephone Outlet 電話插座		1*	/	/	/	/	/	/	/
	Data Point (Reserved for Future Use) 網絡插座 (預留作未來用途)		1*	/	/	/	/	/	/	/

Notes:

1. The symbol "-" as shown in the above table denotes "Not Provided".
2. The symbol "/" as shown in the above table denotes "Not Applicable".
3. The symbol "*" as shown in the above table denotes "Provision for 20/F only".

備註：

1. 上表 "-" 代表「不提供」。
2. 上表 "/" 代表「不適用」。
3. 上表 "*" 代表「只適用於20樓」。

FITTINGS, FINISHES AND APPLIANCES

裝置、裝修物料及設備

Schedule of Mechanical and Electrical Provisions of Flats

單位機電裝置數量說明表

Tower 9 : 20/F - 21/F

第9座：20樓至21樓

Location 位置	Exposed Type 外露形	Non-exposed Type 非外露形	Flats 單位								
			A1	A3	A5	B1	B2	B3	B5	B6	
Utility Room (with Lavatory) 工作間 (連洗手間)	Lighting Switch 燈掣		1	/	/	/	/	/	/	/	/
	Lighting Point 燈位		2	/	/	/	/	/	/	/	/
	Twin Socket Outlet 雙頭插座		1	/	/	/	/	/	/	/	/
	Switch for Exhaust Fan 抽氣扇開關掣		1	/	/	/	/	/	/	/	/
	Switch for Air-conditioner 冷氣機開關掣		1	/	/	/	/	/	/	/	/
	Gas Water Heater Remote Controller 煤氣熱水爐遙控器		1	/	/	/	/	/	/	/	/
	Distribution Board 配電箱		1	/	/	/	/	/	/	/	/
		Switched Fuse Spur Unit for Exhaust Fan 菲士蘇連開關供抽氣扇		1	/	/	/	/	/	/	/

Notes:

1. The symbol "-" as shown in the above table denotes "Not Provided".
2. The symbol "/" as shown in the above table denotes "Not Applicable".

備註：

1. 上表 "-" 代表「不提供」。
2. 上表 "/" 代表「不適用」。

Schedule of Mechanical and Electrical Provisions of Flats

單位機電裝置數量說明表

Tower 9 : 20/F - 21/F

第9座：20樓至21樓

Location 位置	Exposed Type 外露形	Non-exposed Type 非外露形	Flats 單位									
			A1	A3	A5	B1	B2	B3	B5	B6		
Kitchen 廚房	Lighting Switch 燈掣		1	/	/	/	/	/	/	/	/	
	Lighting Point 燈位		5	/	/	/	/	/	/	/	/	
	Twin Socket Outlet 雙頭插座		3	/	/	/	/	/	/	/	/	
	Switch for Exhaust Fan & Water Heater 抽氣扇及熱水爐開關掣		1	/	/	/	/	/	/	/	/	
		Single Socket Outlet for Refrigerator 單頭插座供雪櫃		2	/	/	/	/	/	/	/	/
		Single Socket Outlet for Washer Dryer 單頭插座供洗衣乾衣機		1	/	/	/	/	/	/	/	/
		Switch for Combi-oven with Microwave 微波焗爐開關掣		1	/	/	/	/	/	/	/	/
		Switched Fuse Spur Unit for Gas Hob 菲士蘇連開關供煤氣爐		2	/	/	/	/	/	/	/	/
		Switched Fuse Spur Unit for Gas Water Heater 菲士蘇連開關供煤氣熱水爐		2	/	/	/	/	/	/	/	/
		Single Socket Outlet for Cooker Hood 單頭插座供抽油煙機		1	/	/	/	/	/	/	/	/
		Switched Fuse Spur Unit for Exhaust Fan 菲士蘇連開關供抽氣扇		1	/	/	/	/	/	/	/	/
		Switch for Induction Hob 電磁爐開關掣		1	/	/	/	/	/	/	/	/
		Fuse Spur Unit for Kitchen Cabinet Lighting 菲士蘇供廚櫃燈		2	/	/	/	/	/	/	/	/
		Switched Fuse Spur Unit for Door Bell 菲士蘇連開關供門鐘		1	/	/	/	/	/	/	/	/
		Door Bell 門鐘		1	/	/	/	/	/	/	/	/
		Washer Dryer Connection Point 洗衣乾衣機接駁點		1	/	/	/	/	/	/	/	/
	Towngas Connection Point 煤氣接駁點		1	/	/	/	/	/	/	/	/	

Notes:

1. The symbol "-" as shown in the above table denotes "Not Provided".
2. The symbol "/" as shown in the above table denotes "Not Applicable".

備註：

1. 上表 "-" 代表「不提供」。
2. 上表 "/" 代表「不適用」。

FITTINGS, FINISHES AND APPLIANCES

裝置、裝修物料及設備

Schedule of Mechanical and Electrical Provisions of Flats

單位機電裝置數量說明表

Tower 9 : 20/F - 21/F

第9座：20樓至21樓

Location 位置	Exposed Type 外露形	Non-exposed Type 非外露形	Flats 單位								
			A1	A3	A5	B1	B2	B3	B5	B6	
Open Kitchen 開放式廚房	Lighting Switch 燈掣		/	1	1	1	1	1	1	1	
	Lighting Point 燈位		/	1	1	1	1	1	1	1	
	Twin Socket Outlet 雙頭插座		/	2	2	2	2	2	2	2	
	Switch for Water Heater 熱水爐開關掣		/	1	1	1	1	1	1	1	
		Single Socket Outlet (Reserved for Future Use) 單頭插座 (預留作未來用途)		/	-	-	-	-	1	-	-
		Single Socket Outlet for Washer Dryer 單頭插座供洗衣乾衣機		/	1	1	1	1	1	1	1
		Single Socket Outlet for Microwave Oven with Grill 單頭插座供微波燒烤爐		/	1	1	1	1	1	1	1
		Switch for Induction Hob 電磁爐開關掣		/	1	1	1	1	1	1	1
		Single Socket Outlet for Cooker Hood 單頭插座供抽油煙機		/	1	1	1	1	1	1	1
		Connection unit for Electric Water Heater 有熔斷器的插線座供電熱水爐		/	1	1	1	1	1	1	1
		Fuse Spur Unit for Kitchen Cabinet Lighting 菲士蘇供廚櫃燈		/	2	2	2	2	2	2	2
		Fuse Spur Unit for Cabinet Lighting 菲士蘇供櫃燈		/	-	1	1	1	1	1	1
		Switched Fuse Spur Unit for Door Bell 菲士蘇連開關供門鐘		/	1	1	1	1	1	1	1
		Washer Dryer Connection Point 洗衣乾衣機接駁點		/	1	1	1	1	1	1	1

Notes:

1. The symbol "-" as shown in the above table denotes "Not Provided".
2. The symbol "/" as shown in the above table denotes "Not Applicable".

備註：

1. 上表 "-" 代表「不提供」。
2. 上表 "/" 代表「不適用」。

Schedule of Mechanical and Electrical Provisions of Flats

單位機電裝置數量說明表

Tower 9 : 20/F - 21/F

第9座：20樓至21樓

Location 位置	Exposed Type 外露形	Non-exposed Type 非外露形	Flats 單位									
			A1	A3	A5	B1	B2	B3	B5	B6		
Master Bathroom 主人浴室	Lighting Switch 燈掣		1	/	/	/	/	/	/	/	/	
	Lighting Point 燈位		6	/	/	/	/	/	/	/	/	
	Single Socket Outlet 單頭插座		1	/	/	/	/	/	/	/	/	
	Switch for Exhaust Fan 抽氣扇開關掣		-	/	/	/	/	/	/	/	/	
	Switch for Water Heater 熱水爐開關掣		-	/	/	/	/	/	/	/	/	
	Switch for Exhaust Fan & Water Heater 抽氣扇及熱水爐開關掣		1	/	/	/	/	/	/	/	/	
		Single Socket Outlet 單頭插座		-	/	/	/	/	/	/	/	/
		Connection unit for Electric Water Heater 有熔斷器的插線座供電熱水爐		-	/	/	/	/	/	/	/	/
		Fuse Spur Unit for Speaker 菲士蘇供喇叭		1	/	/	/	/	/	/	/	/
		Switched Fuse Spur Unit for Exhaust Fan 菲士蘇連開關供抽氣扇		1	/	/	/	/	/	/	/	/
		Gas Water Heater Remote Controller 煤氣熱水爐遙控器		1	/	/	/	/	/	/	/	/
	Fuse Spur Unit for Cabinet Lighting 菲士蘇供櫃燈		2	/	/	/	/	/	/	/	/	

Notes:

1. The symbol "-" as shown in the above table denotes "Not Provided".
2. The symbol "/" as shown in the above table denotes "Not Applicable".

備註：

1. 上表 "-" 代表「不提供」。
2. 上表 "/" 代表「不適用」。

FITTINGS, FINISHES AND APPLIANCES

裝置、裝修物料及設備

Schedule of Mechanical and Electrical Provisions of Flats

單位機電裝置數量說明表

Tower 9 : 20/F - 21/F

第9座：20樓至21樓

Location 位置	Exposed Type 外露形	Non-exposed Type 非外露形	Flats 單位								
			A1	A3	A5	B1	B2	B3	B5	B6	
Bathroom 浴室	Lighting Switch 燈掣		1	1	1	1	1	1	1	1	
	Lighting Point 燈位		4	4	4	4	4	4	4	4	
	Single Socket Outlet 單頭插座		-	-	1	-	-	-	-	-	
	Switch for Exhaust Fan 抽氣扇開關掣		-	-	1	1	1	1	1	1	
	Switch for Water Heater 熱水爐開關掣		-	1	1	1	1	1	1	1	
	Switch for Dehumidifer 抽濕機開關掣		-	-	1	1	1	1	1	1	
	Switch for Exhaust Fan & Dehumidifier 抽氣扇及抽濕機開關掣		1	1	-	-	-	-	-	-	
		Single Socket Outlet 單頭插座		1	1	-	1	1	1	1	1
		Connection unit for Electric Water Heater 有熔斷器的插線座供電熱水爐		-	1	1	1	1	1	1	1
		Fuse Spur Unit for Speaker 菲士蘇供喇叭		-	1	1	1	1	1	1	1
		Switched Fuse Spur Unit for Dehumidifer 菲士蘇連開關供抽濕機		1	1	1	1	1	1	1	1
		Switched Fuse Spur Unit for Exhaust Fan 菲士蘇連開關供抽氣扇		1	1	1	1	1	1	1	1
		Gas Water Heater Remote Controller 煤氣熱水爐遙控器		1	-	-	-	-	-	-	-
	Fuse Spur Unit for Cabinet Lighting 菲士蘇供櫃燈		2	2	2	2	2	2	2	2	

Notes:

1. The symbol "-" as shown in the above table denotes "Not Provided".
2. The symbol "/" as shown in the above table denotes "Not Applicable".

備註：

1. 上表 "-" 代表「不提供」。
2. 上表 "/" 代表「不適用」。

Schedule of Mechanical and Electrical Provisions of Flats

單位機電裝置數量說明表

Tower 9 : 20/F - 21/F

第9座：20樓至21樓

Location 位置	Exposed Type 外露形	Non-exposed Type 非外露形	Flats 單位							
			A1	A3	A5	B1	B2	B3	B5	B6
Balcony 露台	Lighting Switch 燈掣		1	1	1	1	1	1	1	1
	Lighting Point 燈位		1	1	1	1	1	1	1	1
Utility Platform 工作平台	Lighting Switch 燈掣		/	1	/	1	1	/	1	/
	Lighting Point 燈位		/	1	/	1	1	/	1	/
Flat Roof (20/F only) 平台 (只適用於20樓)	Lighting Switch 燈掣		2	/	/	/	/	/	/	/
	Lighting Point 燈位		8	/	/	/	/	/	/	/
	Single Waterproof Socket Outlet 單頭防水插座		2	/	/	/	/	/	/	/
Roof with Stairhood (21/F only) 天台連梯屋 (只適用於21樓)	Lighting Switch 燈掣		3	/	/	/	/	/	/	/
	Lighting Point 燈位		23	/	/	/	/	/	/	/
	Single Waterproof Socket Outlet 單頭防水插座		2	/	/	/	/	/	/	/
Roof (21/F only) 天台 (只適用於21樓)	Lighting Switch 燈掣		/	1	1	1	1	1	1	/
	Lighting Point 燈位		/	14	13	13	13	7	7	/
	Single Waterproof Socket Outlet 單頭防水插座		/	2	2	2	2	2	2	/

Notes:

1. The symbol "-" as shown in the above table denotes "Not Provided".
2. The symbol "/" as shown in the above table denotes "Not Applicable".

備註：

1. 上表 "-" 代表「不提供」。
2. 上表 "/" 代表「不適用」。

FITTINGS, FINISHES AND APPLIANCES

裝置、裝修物料及設備

Schedule of Mechanical and Electrical Provisions of Flats

單位機電裝置數量說明表

Tower 10 : G/F - 1/F

第10座：地下至1樓

Location 位置	Exposed Type 外露形	Non-exposed Type 非外露形	Flats 單位						
			A1	A2	A3	A5	B1	B6	
Main Entrance 大門入口	Door Bell Button 門鐘掣		1	1	1	1	1	1	
Living Room/ Dining Room 客廳/ 飯廳	Lighting Switch 燈掣		4	4	4	3	4	1	
	Lighting Point 燈位		5*	5*	5*	4*	3*	3*	
	Lighting Point 燈位		5^	5^	5^	4^	4^	3^	
	Single Socket Outlet 單頭插座		-	-	-	1	1^	-	
	Twin Socket Outlet 雙頭插座		2*	2*	2*	2*	1*	1*	
	Twin Socket Outlet 雙頭插座		2^	2^	2^	2^	2^	1^	
	Switched Twin Socket Outlet with USB Module 雙頭及USB插座連開關		1	1	1	1	1	1	
	TV / FM Outlet 電視 / 電台天線插座		2	2	2	2	2	2	
	Telephone Outlet 電話插座		2	2	2	2	2	2	
	Switch for Air-conditioner 冷氣機開關掣		2	2	1	1	1	1	
	Video Door Phone 門口視像對講機		1	1	1	1	1	1	
	Data Point (Reserved for Future Use) 網絡插座 (預留作未來用途)		2	2	2	2	2	2	
	Fuse Spur Unit for Electric Curtain 菲士蘇供電簾		1	1	1	1	1	1	
	Distribution Board 配電箱		-	1	1	1	1	1	
		Door Bell 門鐘		-	1	1	1	1	1
		Single Socket Outlet 單頭插座		-	-	-	1	1^	-
	Single Socket Outlet for Refrigerator 單頭插座供雪櫃		-	1	1	1	1	1	
	Single Socket Outlet (Reserved for Future Use) 單頭插座 (預留作未來用途)		1	1	1	1	1	-	

Notes:

1. The symbol "-" as shown in the above table denotes "Not Provided".
2. The symbol "/" as shown in the above table denotes "Not Applicable".
3. The symbol "*" as shown in the above table denotes "Provision for G/F only".
4. The symbol "^" as shown in the above table denotes "Provision for 1/F only".

備註:

1. 上表 "-" 代表「不提供」。
2. 上表 "/" 代表「不適用」。
3. 上表 "*" 代表「只適用於地下」。
4. 上表 "^" 代表「只適用於1樓」。

Schedule of Mechanical and Electrical Provisions of Flats

單位機電裝置數量說明表

Tower 10 : G/F - 1/F

第10座：地下至1樓

Location 位置	Exposed Type 外露形	Non-exposed Type 非外露形	Flats 單位					
			A1	A2	A3	A5	B1	B6
Master Bedroom 主人睡房	Lighting Switch 燈掣		1	1	1	1	1	1
	Lighting Point 燈位		2	2	1	1	1	1
	Twin Socket Outlet 雙頭插座		1	2	1	1	2	2
	Switched Twin Socket Outlet with USB Module 雙頭及USB插座連開關		1	1	1	1	1	1
	TV / FM Outlet 電視 / 電台天線插座		1	1	1	1	1	1
	Telephone Outlet 電話插座		1	1	1	1	1	1
	Data Point (Reserved for Future Use) 網絡插座 (預留作未來用途)		1	1	1	1	1	1
	Fuse Spur Unit for Electric Curtain 菲士蘇供電簾		1	1	1	1	1	1
	Switch for Air-conditioner 冷氣機開關掣		1	1	1	1	1	1
Bedroom 2 睡房2	Lighting Switch 燈掣		1	1	1	1	1	/
	Lighting Point 燈位		1	1	1	1	1	/
	Twin Socket Outlet 雙頭插座		2	2	2	2	2	/
	TV / FM Outlet 電視 / 電台天線插座		1	1	1	1	1	/
	Telephone Outlet 電話插座		1	1	1	1	1	/
	Data Point (Reserved for Future Use) 網絡插座 (預留作未來用途)		1	1	1	1	1	/
	Fuse Spur Unit for Electric Curtain 菲士蘇供電簾		1	1	1	1	1	/
	Switch for Air-conditioner 冷氣機開關掣		1	1	1	1	1	/

Notes:

1. The symbol "-" as shown in the above table denotes "Not Provided".
2. The symbol "/" as shown in the above table denotes "Not Applicable".

備註：

1. 上表 "-" 代表「不提供」。
2. 上表 "/" 代表「不適用」。

FITTINGS, FINISHES AND APPLIANCES

裝置、裝修物料及設備

Schedule of Mechanical and Electrical Provisions of Flats

單位機電裝置數量說明表

Tower 10 : G/F - 1/F

第10座：地下至1樓

Location 位置	Exposed Type 外露形	Non-exposed Type 非外露形	Flats 單位					
			A1	A2	A3	A5	B1	B6
Bedroom 3 睡房3	Lighting Switch 燈掣		1	1	1	/	/	/
	Lighting Point 燈位		1	1	1	/	/	/
	Twin Socket Outlet 雙頭插座		2	2	2	/	/	/
	TV / FM Outlet 電視 / 電台天線插座		1	1	1	/	/	/
	Telephone Outlet 電話插座		1	1	1	/	/	/
	Data Point (Reserved for Future Use) 網絡插座 (預留作未來用途)		1	1	1	/	/	/
	Fuse Spur Unit for Electric Curtain 菲士蘇供電簾		1	1	1	/	/	/
	Switch for Air-conditioner 冷氣機開關掣		1	1	1	/	/	/
Store Room 儲物房	Lighting Switch 燈掣		1	/	/	/	1	/
	Lighting Point 燈位		1	/	/	/	1	/
	Twin Socket Outlet 雙頭插座		1	/	/	/	1	/
	Switched Twin Socket Outlet with USB Module 雙頭及USB插座連開關		1	/	/	/	-	/
	Switch for Air-conditioner 冷氣機開關掣		1	/	/	/	1	/
	TV / FM Outlet 電視 / 電台天線插座		1	/	/	/	-	/
	Telephone Outlet 電話插座		1	/	/	/	-	/
	Data Point (Reserved for Future Use) 網絡插座 (預留作未來用途)		1	/	/	/	-	/

Notes:

1. The symbol "-" as shown in the above table denotes "Not Provided".
2. The symbol "/" as shown in the above table denotes "Not Applicable".

備註：

1. 上表 "-" 代表「不提供」。
2. 上表 "/" 代表「不適用」。

Schedule of Mechanical and Electrical Provisions of Flats

單位機電裝置數量說明表

Tower 10 : G/F - 1/F

第10座：地下至1樓

Location 位置	Exposed Type 外露形	Non-exposed Type 非外露形	Flats 單位					
			A1	A2	A3	A5	B1	B6
Utility Room (with Lavatory) 工作間 (連洗手間)	Lighting Switch 燈掣		1	/	/	/	/	/
	Lighting Point 燈位		2	/	/	/	/	/
	Twin Socket Outlet 雙頭插座		1	/	/	/	/	/
	Switch for Exhaust Fan 抽氣扇開關掣		1	/	/	/	/	/
	Switch for Air-conditioner 冷氣機開關掣		1	/	/	/	/	/
	Gas Water Heater Remote Controller 煤氣熱水爐遙控器		1	/	/	/	/	/
	Distribution Board 配電箱		1	/	/	/	/	/
		Switched Fuse Spur Unit for Exhaust Fan 菲士蘇連開關供抽氣扇		1	/	/	/	/

Notes:

1. The symbol "-" as shown in the above table denotes "Not Provided".
2. The symbol "/" as shown in the above table denotes "Not Applicable".

備註：

1. 上表 "-" 代表「不提供」。
2. 上表 "/" 代表「不適用」。

FITTINGS, FINISHES AND APPLIANCES

裝置、裝修物料及設備

Schedule of Mechanical and Electrical Provisions of Flats

單位機電裝置數量說明表

Tower 10 : G/F - 1/F

第10座：地下至1樓

Location 位置	Exposed Type 外露形	Non-exposed Type 非外露形	Flats 單位						
			A1	A2	A3	A5	B1	B6	
Kitchen 廚房	Lighting Switch 燈掣		1	/	/	/	/	/	/
	Lighting Point 燈位		5	/	/	/	/	/	/
	Twin Socket Outlet 雙頭插座		3	/	/	/	/	/	/
	Switch for Exhaust Fan & Water Heater 抽氣扇及熱水爐開關掣		1	/	/	/	/	/	/
		Single Socket Outlet for Refrigerator 單頭插座供雪櫃		1	/	/	/	/	/
		Single Socket Outlet for Washer Dryer 單頭插座供洗衣乾衣機		1	/	/	/	/	/
		Switch for Combi-oven with Microwave 微波焗爐開關掣		1	/	/	/	/	/
		Switched Fuse Spur Unit for Gas Hob 菲士蘇連開關供煤氣爐		2	/	/	/	/	/
		Switched Fuse Spur Unit for Gas Water Heater 菲士蘇連開關供煤氣熱水爐		2	/	/	/	/	/
		Single Socket Outlet for Cooker Hood 單頭插座供抽油煙機		1	/	/	/	/	/
		Switched Fuse Spur Unit for Exhaust Fan 菲士蘇連開關供抽氣扇		1	/	/	/	/	/
		Fuse Spur Unit for Kitchen Cabinet Lighting 菲士蘇供廚櫃燈		2	/	/	/	/	/
		Switched Fuse Spur Unit for Door Bell 菲士蘇連開關供門鐘		1	/	/	/	/	/
		Door Bell 門鐘		1	/	/	/	/	/
		Washer Dryer Connection Point 洗衣乾衣機接駁點		1	/	/	/	/	/
	Towngas Connection Point 煤氣接駁點		1	/	/	/	/	/	

Notes:

1. The symbol "-" as shown in the above table denotes "Not Provided".
2. The symbol "/" as shown in the above table denotes "Not Applicable".

備註：

1. 上表 "-" 代表「不提供」。
2. 上表 "/" 代表「不適用」。

Schedule of Mechanical and Electrical Provisions of Flats

單位機電裝置數量說明表

Tower 10 : G/F - 1/F

第10座：地下至1樓

Location 位置	Exposed Type 外露形	Non-exposed Type 非外露形	Flats 單位						
			A1	A2	A3	A5	B1	B6	
Open Kitchen 開放式廚房	Lighting Switch 燈掣		/	1	1	1	1	1	
	Lighting Point 燈位		/	1	1	1	1	1	
	Twin Socket Outlet 雙頭插座		/	2	2	2	2	2	
	Switch for Water Heater 熱水爐開關掣		/	1	1	1	1	1	
		Single Socket Outlet (Reserved for Future Use) 單頭插座 (預留作未來用途)		/	-	-	-	-	1
		Single Socket Outlet for Washer Dryer 單頭插座供洗衣乾衣機		/	1	1	1	1	1
		Single Socket Outlet for Microwave Oven with Grill 單頭插座供微波燒烤爐		/	1	1	1	1	1
		Switch for Induction Hob 電磁爐開關掣		/	1	1	1	1	1
		Single Socket Outlet for Cooker Hood 單頭插座供抽油煙機		/	1	1	1	1	1
		Connection unit for Electric Water Heater 有熔斷器的插線座供電熱水爐		/	1	1	1	1	1
		Fuse Spur Unit for Kitchen Cabinet Lighting 菲士蘇供廚櫃燈		/	2	2	2	2	2
		Fuse Spur Unit for Cabinet Lighting 菲士蘇供櫃燈		/	-	-	1	1^	-
		Switched Fuse Spur Unit for Door Bell 菲士蘇連開關供門鐘		/	1	1	1	1	1
	Washer Dryer Connection Point 洗衣乾衣機接駁點		/	1	1	1	1	1	

Notes:

1. The symbol "-" as shown in the above table denotes "Not Provided".
2. The symbol "/" as shown in the above table denotes "Not Applicable".
3. The symbol "^" as shown in the above table denotes "Provision for 1/F only".

備註：

1. 上表 "-" 代表「不提供」。
2. 上表 "/" 代表「不適用」。
3. 上表 "^" 代表「只適用於1樓」。

FITTINGS, FINISHES AND APPLIANCES

裝置、裝修物料及設備

Schedule of Mechanical and Electrical Provisions of Flats

單位機電裝置數量說明表

Tower 10 : G/F - 1/F

第10座：地下至1樓

Location 位置	Exposed Type 外露形	Non-exposed Type 非外露形	Flats 單位					
			A1	A2	A3	A5	B1	B6
Master Bathroom 主人浴室	Lighting Switch 燈掣		1	1	/	/	/	/
	Lighting Point 燈位		4	5	/	/	/	/
	Single Socket Outlet 單頭插座		1	-	/	/	/	/
	Switch for Exhaust Fan 抽氣扇開關掣		1 [^]	-	/	/	/	/
	Switch for Water Heater 熱水爐開關掣		1 [^]	-	/	/	/	/
	Switch for Exhaust Fan & Water Heater 抽氣扇及熱水爐開關掣		1 [*]	1	/	/	/	/
		Single Socket Outlet 單頭插座		-	1	/	/	/
		Connection unit for Electric Water Heater 有熔斷器的插線座供電熱水爐		-	1	/	/	/
		Fuse Spur Unit for Speaker 菲士蘇供喇叭		1	1	/	/	/
		Switched Fuse Spur Unit for Exhaust Fan 菲士蘇連開關供抽氣扇		1	1	/	/	/
		Gas Water Heater Remote Controller 煤氣熱水爐遙控器		1	-	/	/	/
	Fuse Spur Unit for Cabinet Lighting 菲士蘇供櫃燈		2	2	/	/	/	

Notes:

1. The symbol "-" as shown in the above table denotes "Not Provided".
2. The symbol "/" as shown in the above table denotes "Not Applicable".
3. The symbol "*" as shown in the above table denotes "Provision for G/F only".
4. The symbol "^" as shown in the above table denotes "Provision for 1/F only".

備註：

1. 上表 "-" 代表「不提供」。
2. 上表 "/" 代表「不適用」。
3. 上表 "*" 代表「只適用於地下」。
4. 上表 "^" 代表「只適用於1樓」。

Schedule of Mechanical and Electrical Provisions of Flats

單位機電裝置數量說明表

Tower 10 : G/F - 1/F

第10座：地下至1樓

Location 位置	Exposed Type 外露形	Non-exposed Type 非外露形	Flats 單位						
			A1	A2	A3	A5	B1	B6	
Bathroom 浴室	Lighting Switch 燈掣		1	1	1	1	1	1	
	Lighting Point 燈位		5	4	4	4	4	4	
	Single Socket Outlet 單頭插座		-	-	-	1	-	-	
	Switch for Exhaust Fan 抽氣扇開關掣		-	1	-	1	-	1	
	Switch for Water Heater 熱水爐開關掣		-	1	1	1	1	1	
	Switch for Dehumidifer 抽濕機開關掣		-	1	-	1	-	1	
	Switch for Exhaust Fan & Dehumidifier 抽氣扇及抽濕機開關掣		1	-	1	-	1	-	
		Single Socket Outlet 單頭插座		1	1	1	-	1	1
		Connection unit for Electric Water Heater 有熔斷器的插線座供電熱水爐		-	1	1	1	1	1
		Fuse Spur Unit for Speaker 菲士蘇供喇叭		-	-	1	1	1	1
		Switched Fuse Spur Unit for Dehumidifer 菲士蘇連開關供抽濕機		1	1	1	1	1	1
		Switched Fuse Spur Unit for Exhaust Fan 菲士蘇連開關供抽氣扇		1	1	1	1	1	1
		Gas Water Heater Remote Controller 煤氣熱水爐遙控器		1	-	-	-	-	-
	Fuse Spur Unit for Cabinet Lighting 菲士蘇供櫃燈		2	2	2	2	2	2	

Notes:

1. The symbol "-" as shown in the above table denotes "Not Provided".
2. The symbol "/" as shown in the above table denotes "Not Applicable".

備註：

1. 上表 "-" 代表「不提供」。
2. 上表 "/" 代表「不適用」。

FITTINGS, FINISHES AND APPLIANCES

裝置、裝修物料及設備

Schedule of Mechanical and Electrical Provisions of Flats

單位機電裝置數量說明表

Tower 10 : G/F - 1/F

第10座：地下至1樓

Location 位置	Exposed Type 外露形	Non-exposed Type 非外露形	Flats 單位					
			A1	A2	A3	A5	B1	B6
Balcony (1/F only) 露台 (只適用於1樓)	Lighting Switch 燈掣		1	1	1	1	1	1
	Lighting Point 燈位		1	1	1	1	1	1
Utility Platform (1/F only) 工作平台 (只適用於1樓)	Lighting Switch 燈掣		1	1	1	/	1	/
	Lighting Point 燈位		1	1	1	/	1	/
Garden (G/F only) 花園 (只適用於地下)	Lighting Switch 燈掣		1	2	1	1	2	1
	Lighting Point 燈位		9	8	6	4	6	5
	Single Waterproof Socket Outlet 單頭防水插座		2	2	2	2	2	2

Notes:

1. The symbol "-" as shown in the above table denotes "Not Provided".
2. The symbol "/" as shown in the above table denotes "Not Applicable".

備註：

1. 上表 "-" 代表「不提供」。
2. 上表 "/" 代表「不適用」。

Schedule of Mechanical and Electrical Provisions of Flats

單位機電裝置數量說明表

Tower 10 : 2/F - 3/F, 5/F - 12/F and 15/F - 19/F

第10座：2樓至3樓、5樓至12樓及15樓至19樓

Location 位置	Exposed Type 外露形	Non-exposed Type 非外露形	Flats 單位									
			A1	A2	A3	A5	B1	B2	B3	B5	B6	
Main Entrance 大門入口	Door Bell Button 門鐘掣		1	1	1	1	1	1	1	1	1	
Living Room/ Dining Room 客廳/ 飯廳	Lighting Switch 燈掣		4	4	4	3	4	3	2	3	2	
	Lighting Point 燈位		5	5	5	4	4	4	3	4	3	
	Single Socket Outlet 單頭插座		-	-	-	1	1	1	1	1	1	
	Twin Socket Outlet 雙頭插座		2	2	2	2	2	2	2	2	2	
	Switched Twin Socket Outlet with USB Module 雙頭及USB插座連開關		1	1	1	1	1	1	1	1	1	
	TV / FM Outlet 電視 / 電台天線插座		2	2	2	2	2	2	2	2	2	
	Telephone Outlet 電話插座		2	2	2	2	2	2	2	2	2	
	Switch for Air-conditioner 冷氣機開關掣		2	2	1	1	1	1	1	1	1	
	Video Door Phone 門口視像對講機		1	1	1	1	1	1	1	1	1	
	Data Point (Reserved for Future Use) 網絡插座 (預留作未來用途)		2	2	2	2	2	2	2	2	2	
	Fuse Spur Unit for Electric Curtain 菲士蘇供電簾		1	1	1	1	1	1	1	1	1	
	Distribution Board 配電箱		-	1	1	1	1	1	1	1	1	
		Door Bell 門鐘		-	1	1	1	1	1	1	1	1
		Single Socket Outlet 單頭插座		-	-	-	1	1	1	1	1	1
	Single Socket Outlet for Refrigerator 單頭插座供雪櫃		-	1	1	1	1	1	1	1	1	
	Single Socket Outlet (Reserved for Future Use) 單頭插座 (預留作未來用途)		1	1	1	1	1	1	-	1	-	

Notes:

1. The symbol "-" as shown in the above table denotes "Not Provided".
2. The symbol "/" as shown in the above table denotes "Not Applicable".

備註:

1. 上表 "-" 代表「不提供」。
2. 上表 "/" 代表「不適用」。

FITTINGS, FINISHES AND APPLIANCES

裝置、裝修物料及設備

Schedule of Mechanical and Electrical Provisions of Flats

單位機電裝置數量說明表

Tower 10 : 2/F - 3/F, 5/F - 12/F and 15/F - 19/F

第10座：2樓至3樓、5樓至12樓及15樓至19樓

Location 位置	Exposed Type 外露形	Non-exposed Type 非外露形	Flats 單位										
			A1	A2	A3	A5	B1	B2	B3	B5	B6		
Master Bedroom 主人睡房	Lighting Switch 燈掣		1	1	1	1	1	1	1	1	1	1	1
	Lighting Point 燈位		2	2	1	1	1	1	1	1	1	1	1
	Twin Socket Outlet 雙頭插座		1	2	1	1	2	2	2	1	1	2	2
	Switched Twin Socket Outlet with USB Module 雙頭及USB插座連開關		1	1	1	1	1	1	1	1	1	1	1
	TV / FM Outlet 電視 / 電台天線插座		1	1	1	1	1	1	1	1	1	1	1
	Telephone Outlet 電話插座		1	1	1	1	1	1	1	1	1	1	1
	Data Point (Reserved for Future Use) 網絡插座 (預留作未來用途)		1	1	1	1	1	1	1	1	1	1	1
	Fuse Spur Unit for Electric Curtain 菲士蘇供電簾		1	1	1	1	1	1	1	1	1	1	1
	Switch for Air-conditioner 冷氣機開關掣		1	1	1	1	1	1	1	1	1	1	1
Bedroom 2 睡房2	Lighting Switch 燈掣		1	1	1	1	1	1	1	/	1	/	/
	Lighting Point 燈位		1	1	1	1	1	1	1	/	1	/	/
	Twin Socket Outlet 雙頭插座		2	2	2	2	2	2	2	/	2	/	/
	TV / FM Outlet 電視 / 電台天線插座		1	1	1	1	1	1	1	/	1	/	/
	Telephone Outlet 電話插座		1	1	1	1	1	1	1	/	1	/	/
	Data Point (Reserved for Future Use) 網絡插座 (預留作未來用途)		1	1	1	1	1	1	1	/	1	/	/
	Fuse Spur Unit for Electric Curtain 菲士蘇供電簾		1	1	1	1	1	1	1	/	1	/	/
	Switch for Air-conditioner 冷氣機開關掣		1	1	1	1	1	1	1	/	1	/	/

Notes:

1. The symbol "-" as shown in the above table denotes "Not Provided".
2. The symbol "/" as shown in the above table denotes "Not Applicable".

備註：

1. 上表 "-" 代表「不提供」。
2. 上表 "/" 代表「不適用」。

Schedule of Mechanical and Electrical Provisions of Flats

單位機電裝置數量說明表

Tower 10 : 2/F - 3/F, 5/F - 12/F and 15/F - 19/F

第10座：2樓至3樓、5樓至12樓及15樓至19樓

Location 位置	Exposed Type 外露形	Non-exposed Type 非外露形	Flats 單位										
			A1	A2	A3	A5	B1	B2	B3	B5	B6		
Bedroom 3 睡房3	Lighting Switch 燈掣		1	1	1	/	/	/	/	/	/	/	/
	Lighting Point 燈位		1	1	1	/	/	/	/	/	/	/	/
	Twin Socket Outlet 雙頭插座		2	2	2	/	/	/	/	/	/	/	/
	TV / FM Outlet 電視 / 電台天線插座		1	1	1	/	/	/	/	/	/	/	/
	Telephone Outlet 電話插座		1	1	1	/	/	/	/	/	/	/	/
	Data Point (Reserved for Future Use) 網絡插座 (預留作未來用途)		1	1	1	/	/	/	/	/	/	/	/
	Fuse Spur Unit for Electric Curtain 菲士蘇供電簾		1	1	1	/	/	/	/	/	/	/	/
	Switch for Air-conditioner 冷氣機開關掣		1	1	1	/	/	/	/	/	/	/	/
Store Room 儲物房	Lighting Switch 燈掣		1	/	/	/	/	1	/	/	/	/	/
	Lighting Point 燈位		1	/	/	/	/	1	/	/	/	/	/
	Twin Socket Outlet 雙頭插座		1	/	/	/	/	1	/	/	/	/	/
	Switched Twin Socket Outlet with USB Module 雙頭及USB插座連開關		1	/	/	/	/	-	/	/	/	/	/
	Switch for Air-conditioner 冷氣機開關掣		1	/	/	/	/	1	/	/	/	/	/
	TV / FM Outlet 電視 / 電台天線插座		1	/	/	/	/	-	/	/	/	/	/
	Telephone Outlet 電話插座		1	/	/	/	/	-	/	/	/	/	/
	Data Point (Reserved for Future Use) 網絡插座 (預留作未來用途)		1	/	/	/	/	-	/	/	/	/	/

Notes:

1. The symbol "-" as shown in the above table denotes "Not Provided".
2. The symbol "/" as shown in the above table denotes "Not Applicable".

備註：

1. 上表 "-" 代表「不提供」。
2. 上表 "/" 代表「不適用」。

FITTINGS, FINISHES AND APPLIANCES

裝置、裝修物料及設備

Schedule of Mechanical and Electrical Provisions of Flats

單位機電裝置數量說明表

Tower 10 : 2/F - 3/F, 5/F - 12/F and 15/F - 19/F

第10座：2樓至3樓、5樓至12樓及15樓至19樓

Location 位置	Exposed Type 外露形	Non-exposed Type 非外露形	Flats 單位									
			A1	A2	A3	A5	B1	B2	B3	B5	B6	
Utility Room (with Lavatory) 工作間 (連洗手間)	Lighting Switch 燈掣		1	/	/	/	/	/	/	/	/	/
	Lighting Point 燈位		2	/	/	/	/	/	/	/	/	/
	Twin Socket Outlet 雙頭插座		1	/	/	/	/	/	/	/	/	/
	Switch for Exhaust Fan 抽氣扇開關掣		1	/	/	/	/	/	/	/	/	/
	Switch for Air-conditioner 冷氣機開關掣		1	/	/	/	/	/	/	/	/	/
	Gas Water Heater Remote Controller 煤氣熱水爐遙控器		1	/	/	/	/	/	/	/	/	/
	Distribution Board 配電箱		1	/	/	/	/	/	/	/	/	/
		Switched Fuse Spur Unit for Exhaust Fan 菲士蘇連開關供抽氣扇		1	/	/	/	/	/	/	/	/

Notes:

1. The symbol "-" as shown in the above table denotes "Not Provided".
2. The symbol "/" as shown in the above table denotes "Not Applicable".

備註：

1. 上表 "-" 代表「不提供」。
2. 上表 "/" 代表「不適用」。

Schedule of Mechanical and Electrical Provisions of Flats

單位機電裝置數量說明表

Tower 10 : 2/F - 3/F, 5/F - 12/F and 15/F - 19/F

第10座：2樓至3樓、5樓至12樓及15樓至19樓

Location 位置	Exposed Type 外露形	Non-exposed Type 非外露形	Flats 單位											
			A1	A2	A3	A5	B1	B2	B3	B5	B6			
Kitchen 廚房	Lighting Switch 燈掣		1	/	/	/	/	/	/	/	/	/	/	/
	Lighting Point 燈位		5	/	/	/	/	/	/	/	/	/	/	/
	Twin Socket Outlet 雙頭插座		3	/	/	/	/	/	/	/	/	/	/	/
	Switch for Exhaust Fan & Water Heater 抽氣扇及熱水爐開關掣		1	/	/	/	/	/	/	/	/	/	/	/
		Single Socket Outlet for Refrigerator 單頭插座供雪櫃		1	/	/	/	/	/	/	/	/	/	/
		Single Socket Outlet for Washer Dryer 單頭插座供洗衣乾衣機		1	/	/	/	/	/	/	/	/	/	/
		Switch for Combi-oven with Microwave 微波焗爐開關掣		1	/	/	/	/	/	/	/	/	/	/
		Switched Fuse Spur Unit for Gas Hob 菲士蘇連開關供煤氣爐		2	/	/	/	/	/	/	/	/	/	/
		Switched Fuse Spur Unit for Gas Water Heater 菲士蘇連開關供煤氣熱水爐		2	/	/	/	/	/	/	/	/	/	/
		Single Socket Outlet for Cooker Hood 單頭插座供抽油煙機		1	/	/	/	/	/	/	/	/	/	/
		Switched Fuse Spur Unit for Exhaust Fan 菲士蘇連開關供抽氣扇		1	/	/	/	/	/	/	/	/	/	/
		Fuse Spur Unit for Kitchen Cabinet Lighting 菲士蘇供廚櫃燈		2	/	/	/	/	/	/	/	/	/	/
		Switched Fuse Spur Unit for Door Bell 菲士蘇連開關供門鐘		1	/	/	/	/	/	/	/	/	/	/
		Door Bell 門鐘		1	/	/	/	/	/	/	/	/	/	/
		Washer Dryer Connection Point 洗衣乾衣機接駁點		1	/	/	/	/	/	/	/	/	/	/
	Towngas Connection Point 煤氣接駁點		1	/	/	/	/	/	/	/	/	/	/	

Notes:

1. The symbol "-" as shown in the above table denotes "Not Provided".
2. The symbol "/" as shown in the above table denotes "Not Applicable".

備註：

1. 上表 "-" 代表「不提供」。
2. 上表 "/" 代表「不適用」。

FITTINGS, FINISHES AND APPLIANCES

裝置、裝修物料及設備

Schedule of Mechanical and Electrical Provisions of Flats

單位機電裝置數量說明表

Tower 10 : 2/F - 3/F, 5/F - 12/F and 15/F - 19/F

第10座：2樓至3樓、5樓至12樓及15樓至19樓

Location 位置	Exposed Type 外露形	Non-exposed Type 非外露形	Flats 單位										
			A1	A2	A3	A5	B1	B2	B3	B5	B6		
Open Kitchen 開放式廚房	Lighting Switch 燈掣		/	1	1	1	1	1	1	1	1	1	1
	Lighting Point 燈位		/	1	1	1	1	1	1	1	1	1	1
	Twin Socket Outlet 雙頭插座		/	2	2	2	2	2	2	2	2	2	2
	Switch for Water Heater 熱水爐開關掣		/	1	1	1	1	1	1	1	1	1	1
		Single Socket Outlet (Reserved for Future Use) 單頭插座 (預留作未來用途)		/	-	-	-	-	-	1	-	-	1
		Single Socket Outlet for Washer Dryer 單頭插座供洗衣乾衣機		/	1	1	1	1	1	1	1	1	1
		Single Socket Outlet for Microwave Oven with Grill 單頭插座供微波燒烤爐		/	1	1	1	1	1	1	1	1	1
		Switch for Induction Hob 電磁爐開關掣		/	1	1	1	1	1	1	1	1	1
		Single Socket Outlet for Cooker Hood 單頭插座供抽油煙機		/	1	1	1	1	1	1	1	1	1
		Connection unit for Electric Water Heater 有熔斷器的插線座供電熱水爐		/	1	1	1	1	1	1	1	1	1
		Fuse Spur Unit for Kitchen Cabinet Lighting 菲士蘇供廚櫃燈		/	2	2	2	2	2	2	2	2	2
		Fuse Spur Unit for Cabinet Lighting 菲士蘇供櫃燈		/	-	-	1	1	1	1	1	1	1
		Switched Fuse Spur Unit for Door Bell 菲士蘇連開關供門鐘		/	1	1	1	1	1	1	1	1	1
		Washer Dryer Connection Point 洗衣乾衣機接駁點		/	1	1	1	1	1	1	1	1	1

Notes:

1. The symbol "-" as shown in the above table denotes "Not Provided".
2. The symbol "/" as shown in the above table denotes "Not Applicable".

備註：

1. 上表 "-" 代表「不提供」。
2. 上表 "/" 代表「不適用」。

Schedule of Mechanical and Electrical Provisions of Flats

單位機電裝置數量說明表

Tower 10 : 2/F - 3/F, 5/F - 12/F and 15/F - 19/F

第10座：2樓至3樓、5樓至12樓及15樓至19樓

Location 位置	Exposed Type 外露形	Non-exposed Type 非外露形	Flats 單位										
			A1	A2	A3	A5	B1	B2	B3	B5	B6		
Master Bathroom 主人浴室	Lighting Switch 燈掣		1	1	/	/	/	/	/	/	/	/	/
	Lighting Point 燈位		4	5	/	/	/	/	/	/	/	/	/
	Single Socket Outlet 單頭插座		1	-	/	/	/	/	/	/	/	/	/
	Switch for Exhaust Fan 抽氣扇開關掣		1	-	/	/	/	/	/	/	/	/	/
	Switch for Water Heater 熱水爐開關掣		1	-	/	/	/	/	/	/	/	/	/
	Switch for Exhaust Fan & Water Heater 抽氣扇及熱水爐開關掣		-	1	/	/	/	/	/	/	/	/	/
		Single Socket Outlet 單頭插座		-	1	/	/	/	/	/	/	/	/
		Connection unit for Electric Water Heater 有熔斷器的插線座供電熱水爐		-	1	/	/	/	/	/	/	/	/
		Fuse Spur Unit for Speaker 菲士蘇供喇叭		1	1	/	/	/	/	/	/	/	/
		Switched Fuse Spur Unit for Exhaust Fan 菲士蘇連開關供抽氣扇		1	1	/	/	/	/	/	/	/	/
		Gas Water Heater Remote Controller 煤氣熱水爐遙控器		1	-	/	/	/	/	/	/	/	/
		Fuse Spur Unit for Cabinet Lighting 菲士蘇供櫃燈		2	2	/	/	/	/	/	/	/	/

Notes:

1. The symbol "-" as shown in the above table denotes "Not Provided".
2. The symbol "/" as shown in the above table denotes "Not Applicable".

備註：

1. 上表 "-" 代表「不提供」。
2. 上表 "/" 代表「不適用」。

FITTINGS, FINISHES AND APPLIANCES

裝置、裝修物料及設備

Schedule of Mechanical and Electrical Provisions of Flats

單位機電裝置數量說明表

Tower 10 : 2/F - 3/F, 5/F - 12/F and 15/F - 19/F

第10座：2樓至3樓、5樓至12樓及15樓至19樓

Location 位置	Exposed Type 外露形	Non-exposed Type 非外露形	Flats 單位									
			A1	A2	A3	A5	B1	B2	B3	B5	B6	
Bathroom 浴室	Lighting Switch 燈掣		1	1	1	1	1	1	1	1	1	1
	Lighting Point 燈位		5	4	4	4	4	4	4	4	4	3
	Single Socket Outlet 單頭插座		-	-	-	1	-	1	-	-	-	-
	Switch for Exhaust Fan 抽氣扇開關掣		-	1	-	1	-	1	1	1	1	1
	Switch for Water Heater 熱水爐開關掣		-	1	1	1	1	1	1	1	1	1
	Switch for Dehumidifer 抽濕機開關掣		-	1	-	1	-	1	1	1	1	1
	Switch for Exhaust Fan & Dehumidifier 抽氣扇及抽濕機開關掣		1	-	1	-	1	-	-	-	-	-
		Single Socket Outlet 單頭插座		1	1	1	-	1	-	1	1	1
		Connection unit for Electric Water Heater 有熔斷器的插線座供電熱水爐		-	1	1	1	1	1	1	1	1
		Fuse Spur Unit for Speaker 菲士蘇供喇叭		-	-	1	1	1	1	1	1	1
		Switched Fuse Spur Unit for Dehumidifer 菲士蘇連開關供抽濕機		1	1	1	1	1	1	1	1	1
		Switched Fuse Spur Unit for Exhaust Fan 菲士蘇連開關供抽氣扇		1	1	1	1	1	1	1	1	1
		Gas Water Heater Remote Controller 煤氣熱水爐遙控器		1	-	-	-	-	-	-	-	-
	Fuse Spur Unit for Cabinet Lighting 菲士蘇供櫃燈		2	2	2	2	2	2	2	2	2	

Notes:

1. The symbol "-" as shown in the above table denotes "Not Provided".
2. The symbol "/" as shown in the above table denotes "Not Applicable".

備註：

1. 上表 "-" 代表「不提供」。
2. 上表 "/" 代表「不適用」。

Schedule of Mechanical and Electrical Provisions of Flats

單位機電裝置數量說明表

Tower 10 : 2/F - 3/F, 5/F - 12/F and 15/F - 19/F

第10座：2樓至3樓、5樓至12樓及15樓至19樓

Location 位置	Exposed Type 外露形	Non-exposed Type 非外露形	Flats 單位								
			A1	A2	A3	A5	B1	B2	B3	B5	B6
Balcony (2/F only) 露台 (只適用於2樓)	Lighting Switch 燈掣		1	1	1	1	1	/	/	/	1
	Lighting Point 燈位		1	1	1	1	1	/	/	/	1
Utility Platform (2/F only) 工作平台 (只適用於2樓)	Lighting Switch 燈掣		1	1	1	/	1	/	/	1	/
	Lighting Point 燈位		1	1	1	/	1	/	/	1	/
Balcony (Except 2/F) 露台 (2樓除外)	Lighting Switch 燈掣		1	1	1	1	1	1	1	1	1
	Lighting Point 燈位		1	1	1	1	1	1	1	1	1
Utility Platform (Except 2/F) 工作平台 (2樓除外)	Lighting Switch 燈掣		1	1	1	/	1	1	/	1	/
	Lighting Point 燈位		1	1	1	/	1	1	/	1	/
Flat Roof (2/F only) 平台 (只適用於2樓)	Lighting Switch 燈掣		/	/	/	/	/	2	1	1	/
	Lighting Point 燈位		/	/	/	/	/	5	2	3	/
	Single Waterproof Socket Outlet 單頭防水插座		/	/	/	/	/	-	-	-	/

Notes:

1. The symbol "-" as shown in the above table denotes "Not Provided".
2. The symbol "/" as shown in the above table denotes "Not Applicable".

備註：

1. 上表 "-" 代表「不提供」。
2. 上表 "/" 代表「不適用」。

FITTINGS, FINISHES AND APPLIANCES

裝置、裝修物料及設備

Schedule of Mechanical and Electrical Provisions of Flats

單位機電裝置數量說明表

Tower 10 : 20/F - 21/F

第10座：20樓至21樓

Location 位置	Exposed Type 外露形	Non-exposed Type 非外露形	Flats 單位								
			A1	A3	A5	B1	B2	B3	B5	B6	
Main Entrance 大門入口	Door Bell Button 門鐘掣		1	1	1	1	1	1	1	1	
Living Room/ Dining Room 客廳/ 飯廳	Lighting Switch 燈掣		4	4	3	3	3	2	3	2	
	Lighting Point 燈位		5	5	4	4	4	3	4	3	
	Single Socket Outlet 單頭插座		-	-	1	1	1	1	1	1	
	Twin Socket Outlet 雙頭插座		2	2	2	2	2	2	2	2	
	Switched Twin Socket Outlet with USB Module 雙頭及USB插座連開關		2	1	1	1	1	1	1	1	
	TV / FM Outlet 電視 / 電台天線插座		2	2	2	2	2	2	2	2	
	Telephone Outlet 電話插座		2	2	2	2	2	2	2	2	
	Switch for Air-conditioner 冷氣機開關掣		-	1	1	1	1	1	1	1	
	Video Door Phone 門口視像對講機		1	1	1	1	1	1	1	1	
	Data Point (Reserved for Future Use) 網絡插座 (預留作未來用途)		2	2	2	2	2	2	2	2	
	Fuse Spur Unit for Electric Curtain 菲士蘇供電簾		2	1	1	1	1	1	1	1	
	Distribution Board 配電箱		-	1	1	1	1	1	1	1	
		Door Bell 門鐘		-	1	1	1	1	1	1	1
		Single Socket Outlet 單頭插座		-	-	1	1	1	1	1	1
		Single Socket Outlet for Refrigerator 單頭插座供雪櫃		-	1	1	1	1	1	1	1
	Single Socket Outlet (Reserved for Future Use) 單頭插座 (預留作未來用途)		1	1	1	1	1	-	1	-	
	Switch for Air-conditioner 冷氣機開關掣		2	-	-	-	-	-	-	-	

Notes:

1. The symbol "-" as shown in the above table denotes "Not Provided".
2. The symbol "/" as shown in the above table denotes "Not Applicable".

備註：

1. 上表 "-" 代表「不提供」。
2. 上表 "/" 代表「不適用」。

Schedule of Mechanical and Electrical Provisions of Flats

單位機電裝置數量說明表

Tower 10 : 20/F - 21/F

第10座：20樓至21樓

Location 位置	Exposed Type 外露形	Non-exposed Type 非外露形	Flats 單位							
			A1	A3	A5	B1	B2	B3	B5	B6
Master Bedroom 主人睡房	Lighting Switch 燈掣		1	1	1	1	1	1	1	1
	Lighting Point 燈位		1	1	1	1	1	1	1	1
	Twin Socket Outlet 雙頭插座		2	1	1	2	2	2	1	2
	Switched Twin Socket Outlet with USB Module 雙頭及USB插座連開關		1	1	1	1	1	1	1	1
	TV / FM Outlet 電視 / 電台天線插座		1	1	1	1	1	1	1	1
	Telephone Outlet 電話插座		1	1	1	1	1	1	1	1
	Data Point (Reserved for Future Use) 網絡插座 (預留作未來用途)		1	1	1	1	1	1	1	1
	Fuse Spur Unit for Electric Curtain 菲士蘇供電簾		1	1	1	1	1	1	1	1
	Switch for Air-conditioner 冷氣機開關掣		2	1	1	1	1	1	1	1
Bedroom 2 睡房2	Lighting Switch 燈掣		1	1	1	1	1	/	1	/
	Lighting Point 燈位		1	1	1	1	1	/	1	/
	Twin Socket Outlet 雙頭插座		2	2	2	2	2	/	2	/
	TV / FM Outlet 電視 / 電台天線插座		1	1	1	1	1	/	1	/
	Telephone Outlet 電話插座		1	1	1	1	1	/	1	/
	Data Point (Reserved for Future Use) 網絡插座 (預留作未來用途)		1	1	1	1	1	/	1	/
	Fuse Spur Unit for Electric Curtain 菲士蘇供電簾		1	1	1	1	1	/	1	/
	Switch for Air-conditioner 冷氣機開關掣		1	1	1	1	1	/	1	/

Notes:

1. The symbol "-" as shown in the above table denotes "Not Provided".
2. The symbol "/" as shown in the above table denotes "Not Applicable".

備註：

1. 上表 "-" 代表「不提供」。
2. 上表 "/" 代表「不適用」。

FITTINGS, FINISHES AND APPLIANCES

裝置、裝修物料及設備

Schedule of Mechanical and Electrical Provisions of Flats

單位機電裝置數量說明表

Tower 10 : 20/F - 21/F

第10座：20樓至21樓

Location 位置	Exposed Type 外露形	Non-exposed Type 非外露形	Flats 單位							
			A1	A3	A5	B1	B2	B3	B5	B6
Bedroom 3 睡房3	Lighting Switch 燈掣		1	1	/	/	/	/	/	/
	Lighting Point 燈位		1	1	/	/	/	/	/	/
	Twin Socket Outlet 雙頭插座		2	2	/	/	/	/	/	/
	TV / FM Outlet 電視 / 電台天線插座		1	1	/	/	/	/	/	/
	Telephone Outlet 電話插座		1	1	/	/	/	/	/	/
	Data Point (Reserved for Future Use) 網絡插座 (預留作未來用途)		1	1	/	/	/	/	/	/
	Fuse Spur Unit for Electric Curtain 菲士蘇供電簾		1	1	/	/	/	/	/	/
	Switch for Air-conditioner 冷氣機開關掣		1	1	/	/	/	/	/	/
Store Room 儲物房	Lighting Switch 燈掣		1	/	/	/	/	/	/	/
	Lighting Point 燈位		1	/	/	/	/	/	/	/
	Twin Socket Outlet 雙頭插座		1	/	/	/	/	/	/	/
	Switched Twin Socket Outlet 雙頭插座連開關		1*	/	/	/	/	/	/	/
	Switch for Air-conditioner 冷氣機開關掣		1*	/	/	/	/	/	/	/
	TV / FM Outlet 電視 / 電台天線插座		1*	/	/	/	/	/	/	/
	Telephone Outlet 電話插座		1*	/	/	/	/	/	/	/
	Data Point (Reserved for Future Use) 網絡插座 (預留作未來用途)		1*	/	/	/	/	/	/	/

Notes:

1. The symbol "-" as shown in the above table denotes "Not Provided".
2. The symbol "/" as shown in the above table denotes "Not Applicable".
3. The symbol "*" as shown in the above table denotes "Provision for 20/F only".

備註：

1. 上表 "-" 代表「不提供」。
2. 上表 "/" 代表「不適用」。
3. 上表 "*" 代表「只適用於20樓」。

Schedule of Mechanical and Electrical Provisions of Flats

單位機電裝置數量說明表

Tower 10 : 20/F - 21/F

第10座：20樓至21樓

Location 位置	Exposed Type 外露形	Non-exposed Type 非外露形	Flats 單位							
			A1	A3	A5	B1	B2	B3	B5	B6
Utility Room (with Lavatory) 工作間 (連洗手間)	Lighting Switch 燈掣		1	/	/	/	/	/	/	/
	Lighting Point 燈位		2	/	/	/	/	/	/	/
	Twin Socket Outlet 雙頭插座		1	/	/	/	/	/	/	/
	Switch for Exhaust Fan 抽氣扇開關掣		1	/	/	/	/	/	/	/
	Switch for Air-conditioner 冷氣機開關掣		1	/	/	/	/	/	/	/
	Gas Water Heater Remote Controller 煤氣熱水爐遙控器		1	/	/	/	/	/	/	/
	Distribution Board 配電箱		1	/	/	/	/	/	/	/
		Switched Fuse Spur Unit for Exhaust Fan 菲士蘇連開關供抽氣扇		1	/	/	/	/	/	/

Notes:

1. The symbol "-" as shown in the above table denotes "Not Provided".
2. The symbol "/" as shown in the above table denotes "Not Applicable".

備註：

1. 上表 "-" 代表「不提供」。
2. 上表 "/" 代表「不適用」。

FITTINGS, FINISHES AND APPLIANCES

裝置、裝修物料及設備

Schedule of Mechanical and Electrical Provisions of Flats

單位機電裝置數量說明表

Tower 10 : 20/F - 21/F

第10座：20樓至21樓

Location 位置	Exposed Type 外露形	Non-exposed Type 非外露形	Flats 單位												
			A1	A3	A5	B1	B2	B3	B5	B6					
Kitchen 廚房	Lighting Switch 燈掣		1	/	/	/	/	/	/	/	/	/	/	/	/
	Lighting Point 燈位		5	/	/	/	/	/	/	/	/	/	/	/	/
	Switched Twin Socket Outlet 雙頭插座連開關		3	/	/	/	/	/	/	/	/	/	/	/	/
	Switch for Exhaust Fan & Water Heater 抽氣扇及熱水爐開關掣		1	/	/	/	/	/	/	/	/	/	/	/	/
		Single Socket Outlet for Refrigerator 單頭插座供雪櫃		2	/	/	/	/	/	/	/	/	/	/	/
		Single Socket Outlet for Washer Dryer 單頭插座供洗衣乾衣機		1	/	/	/	/	/	/	/	/	/	/	/
		Switch for Combi-oven with Microwave 微波焗爐開關掣		1	/	/	/	/	/	/	/	/	/	/	/
		Switched Fuse Spur Unit for Gas Hob 菲士蘇連開關供煤氣爐		2	/	/	/	/	/	/	/	/	/	/	/
		Switched Fuse Spur Unit for Gas Water Heater 菲士蘇連開關供煤氣熱水爐		2	/	/	/	/	/	/	/	/	/	/	/
		Single Socket Outlet for Cooker Hood 單頭插座供抽油煙機		1	/	/	/	/	/	/	/	/	/	/	/
		Fuse Spur Unit for Exhaust Fan 菲士蘇供抽氣扇		1	/	/	/	/	/	/	/	/	/	/	/
		Switch for Induction Hob 電磁爐開關掣		1	/	/	/	/	/	/	/	/	/	/	/
		Fuse Spur Unit for Kitchen Cabinet Lighting 菲士蘇供廚櫃燈		2	/	/	/	/	/	/	/	/	/	/	/
		Switched Fuse Spur Unit for Door Bell 菲士蘇連開關供門鐘		1	/	/	/	/	/	/	/	/	/	/	/
		Door Bell 門鐘		1	/	/	/	/	/	/	/	/	/	/	/
		Washer Dryer Connection Point 洗衣乾衣機接駁點		1	/	/	/	/	/	/	/	/	/	/	/
	Towngas Connection Point 煤氣接駁點		1	/	/	/	/	/	/	/	/	/	/	/	

Notes:

1. The symbol "-" as shown in the above table denotes "Not Provided".
2. The symbol "/" as shown in the above table denotes "Not Applicable".

備註：

1. 上表 "-" 代表「不提供」。
2. 上表 "/" 代表「不適用」。

Schedule of Mechanical and Electrical Provisions of Flats

單位機電裝置數量說明表

Tower 10 : 20/F - 21/F

第10座：20樓至21樓

Location 位置	Exposed Type 外露形	Non-exposed Type 非外露形	Flats 單位								
			A1	A3	A5	B1	B2	B3	B5	B6	
Open Kitchen 開放式廚房	Lighting Switch 燈掣		/	1	1	1	1	1	1	1	
	Lighting Point 燈位		/	1	1	1	1	1	1	1	
	Twin Socket Outlet 雙頭插座		/	2	2	2	2	2	2	2	
	Switch for Water Heater 熱水爐開關掣		/	1	1	1	1	1	1	1	
		Single Socket Outlet (Reserved for Future Use) 單頭插座 (預留作未來用途)		/	-	-	-	-	1	-	1
		Single Socket Outlet for Washer Dryer 單頭插座供洗衣乾衣機		/	1	1	1	1	1	1	1
		Single Socket Outlet for Microwave Oven with Grill 單頭插座供微波燒烤爐		/	1	1	1	1	1	1	1
		Switch for Induction Hob 電磁爐開關掣		/	1	1	1	1	1	1	1
		Single Socket Outlet for Cooker Hood 單頭插座供抽油煙機		/	1	1	1	1	1	1	1
		Connection unit for Electric Water Heater 有熔斷器的插線座供電熱水爐		/	1	1	1	1	1	1	1
		Fuse Spur Unit for Kitchen Cabinet Lighting 菲士蘇供廚櫃燈		/	2	2	2	2	2	2	2
		Fuse Spur Unit for Cabinet Lighting 菲士蘇供櫃燈		/	-	1	1	1	1	1	1
		Switched Fuse Spur Unit for Door Bell 菲士蘇連開關供門鐘		/	1	1	1	1	1	1	1
	Washer Dryer Connection Point 洗衣乾衣機接駁點		/	1	1	1	1	1	1	1	

Notes:

1. The symbol "-" as shown in the above table denotes "Not Provided".
2. The symbol "/" as shown in the above table denotes "Not Applicable".

備註：

1. 上表 "-" 代表「不提供」。
2. 上表 "/" 代表「不適用」。

FITTINGS, FINISHES AND APPLIANCES

裝置、裝修物料及設備

Schedule of Mechanical and Electrical Provisions of Flats

單位機電裝置數量說明表

Tower 10 : 20/F - 21/F

第10座：20樓至21樓

Location 位置	Exposed Type 外露形	Non-exposed Type 非外露形	Flats 單位									
			A1	A3	A5	B1	B2	B3	B5	B6		
Master Bathroom 主人浴室	Lighting Switch 燈掣		1	/	/	/	/	/	/	/	/	
	Lighting Point 燈位		6	/	/	/	/	/	/	/	/	
	Single Socket Outlet 單頭插座		1	/	/	/	/	/	/	/	/	
	Switch for Exhaust Fan 抽氣扇開關掣		-	/	/	/	/	/	/	/	/	
	Switch for Water Heater 熱水爐開關掣		-	/	/	/	/	/	/	/	/	
	Switch for Exhaust Fan & Water Heater 抽氣扇及熱水爐開關掣		1	/	/	/	/	/	/	/	/	
		Single Socket Outlet 單頭插座		-	/	/	/	/	/	/	/	/
		Connection unit for Electric Water Heater 有熔斷器的插線座供電熱水爐		-	/	/	/	/	/	/	/	/
		Fuse Spur Unit for Speaker 菲士蘇供喇叭		1	/	/	/	/	/	/	/	/
		Fuse Spur Unit for Exhaust Fan 菲士蘇供抽氣扇		1	/	/	/	/	/	/	/	/
		Gas Water Heater Remote Controller 煤氣熱水爐遙控器		1	/	/	/	/	/	/	/	/
	Fuse Spur Unit for Cabinet Lighting 菲士蘇供櫃燈		2	/	/	/	/	/	/	/	/	

Notes:

1. The symbol "-" as shown in the above table denotes "Not Provided".
2. The symbol "/" as shown in the above table denotes "Not Applicable".

備註：

1. 上表 "-" 代表「不提供」。
2. 上表 "/" 代表「不適用」。

Schedule of Mechanical and Electrical Provisions of Flats

單位機電裝置數量說明表

Tower 10 : 20/F - 21/F

第10座：20樓至21樓

Location 位置	Exposed Type 外露形	Non-exposed Type 非外露形	Flats 單位								
			A1	A3	A5	B1	B2	B3	B5	B6	
Bathroom 浴室	Lighting Switch 燈掣		1	1	1	1	1	1	1	1	
	Lighting Point 燈位		4	4	4	4	4	4	4	3	
	Single Socket Outlet 單頭插座		-	-	1	-	1	-	-	-	
	Switch for Exhaust Fan 抽氣扇開關掣		-	-	1	1	1	1	1	1	
	Switch for Water Heater 熱水爐開關掣		-	1	1	1	1	1	1	1	
	Switch for Dehumidifer 抽濕機開關掣		-	-	1	1	1	1	1	1	
	Switch for Exhaust Fan & Water Heater 抽氣扇及熱水爐開關掣		1	1	-	-	-	-	-	-	
		Single Socket Outlet 單頭插座		1	1	-	1	-	1	1	1
		Connection unit for Electric Water Heater 有熔斷器的插線座供電熱水爐		-	1	1	1	1	1	1	1
		Fuse Spur Unit for Speaker 菲士蘇供喇叭		-	1	1	1	1	1	1	1
		Fuse Spur Unit for Dehumidifer 菲士蘇供抽濕機		1	1	1	1	1	1	1	1
		Switched Fuse Spur Unit for Exhaust Fan 菲士蘇連開關供抽氣扇		1	1	1	1	1	1	1	1
		Gas Water Heater Remote Controller 煤氣熱水爐遙控器		1	-	-	-	-	-	-	-
	Fuse Spur Unit for Cabinet Lighting 菲士蘇供櫃燈		2	2	2	2	2	2	2	2	

Notes:

1. The symbol "-" as shown in the above table denotes "Not Provided".
2. The symbol "/" as shown in the above table denotes "Not Applicable".

備註：

1. 上表 "-" 代表「不提供」。
2. 上表 "/" 代表「不適用」。

FITTINGS, FINISHES AND APPLIANCES

裝置、裝修物料及設備

Schedule of Mechanical and Electrical Provisions of Flats

單位機電裝置數量說明表

Tower 10 : 20/F - 21/F

第10座：20樓至21樓

Location 位置	Exposed Type 外露形	Non-exposed Type 非外露形	Flats 單位							
			A1	A3	A5	B1	B2	B3	B5	B6
Balcony 露台	Lighting Switch 燈掣		1	1	1	1	1	1	1	1
	Lighting Point 燈位		1	1	1	1	1	1	1	1
Utility Platform 工作平台	Lighting Switch 燈掣		/	1	/	1	1	/	1	/
	Lighting Point 燈位		/	1	/	1	1	/	1	/
Flat Roof (20/F only) 平台 (只適用於20樓)	Lighting Switch 燈掣		2	/	/	/	/	/	/	/
	Lighting Point 燈位		8	/	/	/	/	/	/	/
	Single Waterproof Socket Outlet 單頭防水插座		2	/	/	/	/	/	/	/
Roof with Stairhood (21/F only) 天台連梯屋 (只適用於21樓)	Lighting Switch 燈掣		3	/	/	/	/	/	/	/
	Lighting Point 燈位		23	/	/	/	/	/	/	/
	Single Waterproof Socket Outlet 單頭防水插座		2	/	/	/	/	/	/	/
Roof (21/F only) 天台 (只適用於21樓)	Lighting Switch 燈掣		/	1	1	1	1	1	1	/
	Lighting Point 燈位		/	12	12	10	9	9	10	/
	Single Waterproof Socket Outlet 單頭防水插座		/	2	2	2	2	2	2	/

Notes:

1. The symbol "-" as shown in the above table denotes "Not Provided".
2. The symbol "/" as shown in the above table denotes "Not Applicable".

備註：

1. 上表 "-" 代表「不提供」。
2. 上表 "/" 代表「不適用」。

Schedule of Mechanical and Electrical Provisions of Flats

單位機電裝置數量說明表

Tower 11 : G/F - 1/F

第11座：地下至1樓

Location 位置	Exposed Type 外露形	Non-exposed Type 非外露形	Flats 單位				
			A1	B1	B2	B3	
Main Entrance 大門入口	Door Bell Button 門鐘掣		1	1	1	1	
Living Room/ Dining Room 客廳/ 飯廳	Lighting Switch 燈掣		4	4	3	2	
	Lighting Point 燈位		4*	4*	4*	3*	
	Lighting Point 燈位		5^	4^	4^	3^	
	Single Socket Outlet 單頭插座		-	1	1	1	
	Twin Socket Outlet 雙頭插座		2	2	2	2	
	Switched Twin Socket Outlet with USB Module 雙頭及USB插座連開關		1	1	1	1	
	TV / FM Outlet 電視 / 電台天線插座		2	2	2	2	
	Telephone Outlet 電話插座		2	2	2	2	
	Switch for Air-conditioner 冷氣機開關掣		2	1	1	1	
	Video Door Phone 門口視像對講機		1	1	1	1	
	Data Point (Reserved for Future Use) 網絡插座 (預留作未來用途)		2	2	2	2	
	Fuse Spur Unit for Electric Curtain 菲士蘇供電簾		1	1	1	1	
	Distribution Board 配電箱		-	1	1	1	
		Door Bell 門鐘		-	1	1	1
		Single Socket Outlet 單頭插座		-	1	1	1
		Single Socket Outlet for Refrigerator 單頭插座供雪櫃		-	1	1	1
	Single Socket Outlet (Reserved for Future Use) 單頭插座 (預留作未來用途)		1	1	1	-	

Notes:

1. The symbol "-" as shown in the above table denotes "Not Provided".
2. The symbol "/" as shown in the above table denotes "Not Applicable".
3. The symbol "*" as shown in the above table denotes "Provision for G/F only".
4. The symbol "^" as shown in the above table denotes "Provision for 1/F only".

備註：

1. 上表 "-" 代表「不提供」。
2. 上表 "/" 代表「不適用」。
3. 上表 "*" 代表「只適用於地下」。
4. 上表 "^" 代表「只適用於1樓」。

FITTINGS, FINISHES AND APPLIANCES

裝置、裝修物料及設備

Schedule of Mechanical and Electrical Provisions of Flats

單位機電裝置數量說明表

Tower 11 : G/F - 1/F

第11座：地下至1樓

Location 位置	Exposed Type 外露形	Non-exposed Type 非外露形	Flats 單位			
			A1	B1	B2	B3
Master Bedroom 主人睡房	Lighting Switch 燈掣		1	1	1	1
	Lighting Point 燈位		2	1	1	1
	Twin Socket Outlet 雙頭插座		1	2	2	2
	Switched Twin Socket Outlet with USB Module 雙頭及USB插座連開關		1	1	1	1
	TV / FM Outlet 電視 / 電台天線插座		1	1	1	1
	Telephone Outlet 電話插座		1	1	1	1
	Data Point (Reserved for Future Use) 網絡插座 (預留作未來用途)		1	1	1	1
	Fuse Spur Unit for Electric Curtain 菲士蘇供電簾		1	1	1	1
	Switch for Air-conditioner 冷氣機開關掣		1	1	1	1
Bedroom 2 睡房2	Lighting Switch 燈掣		1	1	1	/
	Lighting Point 燈位		1	1	1	/
	Twin Socket Outlet 雙頭插座		2	2	2	/
	TV / FM Outlet 電視 / 電台天線插座		1	1	1	/
	Telephone Outlet 電話插座		1	1	1	/
	Data Point (Reserved for Future Use) 網絡插座 (預留作未來用途)		1	1	1	/
	Fuse Spur Unit for Electric Curtain 菲士蘇供電簾		1	1	1	/
	Switch for Air-conditioner 冷氣機開關掣		1	1	1	/

Notes:

1. The symbol "-" as shown in the above table denotes "Not Provided".
2. The symbol "/" as shown in the above table denotes "Not Applicable".

備註：

1. 上表 "-" 代表「不提供」。
2. 上表 "/" 代表「不適用」。

Schedule of Mechanical and Electrical Provisions of Flats

單位機電裝置數量說明表

Tower 11 : G/F - 1/F

第11座：地下至1樓

Location 位置	Exposed Type 外露形	Non-exposed Type 非外露形	Flats 單位			
			A1	B1	B2	B3
Bedroom 3 睡房3	Lighting Switch 燈掣		1	/	/	/
	Lighting Point 燈位		1	/	/	/
	Twin Socket Outlet 雙頭插座		2	/	/	/
	TV / FM Outlet 電視 / 電台天線插座		1	/	/	/
	Telephone Outlet 電話插座		1	/	/	/
	Data Point (Reserved for Future Use) 網絡插座 (預留作未來用途)		1	/	/	/
	Fuse Spur Unit for Electric Curtain 菲士蘇供電簾		1	/	/	/
	Switch for Air-conditioner 冷氣機開關掣		1	/	/	/
Store Room 儲物房	Lighting Switch 燈掣		1	1	/	/
	Lighting Point 燈位		1	1	/	/
	Twin Socket Outlet 雙頭插座		1	1	/	/
	Switched Twin Socket Outlet with USB Module 雙頭及USB插座連開關		1	-	/	/
	Switch for Air-conditioner 冷氣機開關掣		1	1	/	/
	TV / FM Outlet 電視 / 電台天線插座		1	-	/	/
	Telephone Outlet 電話插座		1	-	/	/
	Data Point (Reserved for Future Use) 網絡插座 (預留作未來用途)		1	-	/	/

Notes:

1. The symbol "-" as shown in the above table denotes "Not Provided".
2. The symbol "/" as shown in the above table denotes "Not Applicable".

備註：

1. 上表 "-" 代表「不提供」。
2. 上表 "/" 代表「不適用」。

FITTINGS, FINISHES AND APPLIANCES

裝置、裝修物料及設備

Schedule of Mechanical and Electrical Provisions of Flats

單位機電裝置數量說明表

Tower 11 : G/F - 1/F

第11座：地下至1樓

Location 位置	Exposed Type 外露形	Non-exposed Type 非外露形	Flats 單位			
			A1	B1	B2	B3
Utility Room (with Lavatory) 工作間 (連洗手間)	Lighting Switch 燈掣		1	/	/	/
	Lighting Point 燈位		2	/	/	/
	Twin Socket Outlet 雙頭插座		1	/	/	/
	Switch for Exhaust Fan 抽氣扇開關掣		1	/	/	/
	Switch for Air-conditioner 冷氣機開關掣		1	/	/	/
	Gas Water Heater Remote Controller 煤氣熱水爐遙控器		1	/	/	/
	Distribution Board 配電箱		1	/	/	/
		Switched Fuse Spur Unit for Exhaust Fan 菲士蘇連開關供抽氣扇	1	/	/	/

Notes:

1. The symbol "-" as shown in the above table denotes "Not Provided".
2. The symbol "/" as shown in the above table denotes "Not Applicable".

備註：

1. 上表 "-" 代表「不提供」。
2. 上表 "/" 代表「不適用」。

Schedule of Mechanical and Electrical Provisions of Flats

單位機電裝置數量說明表

Tower 11 : G/F - 1/F

第11座：地下至1樓

Location 位置	Exposed Type 外露形	Non-exposed Type 非外露形	Flats 單位			
			A1	B1	B2	B3
Kitchen 廚房	Lighting Switch 燈掣		1	/	/	/
	Lighting Point 燈位		5	/	/	/
	Twin Socket Outlet 雙頭插座		2*	/	/	/
	Twin Socket Outlet 雙頭插座		3^	/	/	/
	Switch for Exhaust Fan & Water Heater 抽氣扇及熱水爐開關掣		1	/	/	/
		Single Socket Outlet for Refrigerator 單頭插座供雪櫃	1	/	/	/
		Single Socket Outlet for Washer Dryer 單頭插座供洗衣乾衣機	1	/	/	/
		Switch for Combi-oven with Microwave 微波焗爐開關掣	1	/	/	/
		Switched Fuse Spur Unit for Gas Hob 菲士蘇連開關供煤氣爐	2	/	/	/
		Switched Fuse Spur Unit for Gas Water Heater 菲士蘇連開關供煤氣熱水爐	2	/	/	/
		Single Socket Outlet for Cooker Hood 單頭插座供抽油煙機	1	/	/	/
		Switched Fuse Spur Unit for Exhaust Fan 菲士蘇連開關供抽氣扇	1	/	/	/
		Fuse Spur Unit for Kitchen Cabinet Lighting 菲士蘇供廚櫃燈	2	/	/	/
		Switched Fuse Spur Unit for Door Bell 菲士蘇連開關供門鐘	1	/	/	/
		Door Bell 門鐘	1	/	/	/
		Washer Dryer Connection Point 洗衣乾衣機接駁點	1	/	/	/
	Towngas Connection Point 煤氣接駁點	1	/	/	/	

Notes:

1. The symbol " - " as shown in the above table denotes "Not Provided".
2. The symbol " / " as shown in the above table denotes "Not Applicable".
3. The symbol " * " as shown in the above table denotes "Provision for G/F only".
4. The symbol " ^ " as shown in the above table denotes "Provision for 1/F only".

備註：

1. 上表 " - " 代表「不提供」。
2. 上表 " / " 代表「不適用」。
3. 上表 " * " 代表「只適用於地下」。
4. 上表 " ^ " 代表「只適用於1樓」。

FITTINGS, FINISHES AND APPLIANCES

裝置、裝修物料及設備

Schedule of Mechanical and Electrical Provisions of Flats

單位機電裝置數量說明表

Tower 11 : G/F - 1/F

第11座：地下至1樓

Location 位置	Exposed Type 外露形	Non-exposed Type 非外露形	Flats 單位				
			A1	B1	B2	B3	
Open Kitchen 開放式廚房	Lighting Switch 燈掣		/	1	1	1	
	Lighting Point 燈位		/	1	1	1	
	Twin Socket Outlet 雙頭插座		/	2	2	2	
	Switch for Water Heater 熱水爐開關掣		/	1	1	1	
		Single Socket Outlet (Reserved for Future Use) 單頭插座 (預留作未來用途)		/	-	-	1
		Single Socket Outlet for Washer Dryer 單頭插座供洗衣乾衣機		/	1	1	1
		Single Socket Outlet for Microwave Oven with Grill 單頭插座供微波燒烤爐		/	1	1	1
		Switch for Induction Hob 電磁爐開關掣		/	1	1	1
		Single Socket Outlet for Cooker Hood 單頭插座供抽油煙機		/	1	1	1
		Connection unit for Electric Water Heater 有熔斷器的插線座供電熱水爐		/	1	1	1
		Fuse Spur Unit for Kitchen Cabinet Lighting 菲士蘇供廚櫃燈		/	2	2	2
		Fuse Spur Unit for Cabinet Lighting 菲士蘇供櫃燈		/	1	1	1
		Switched Fuse Spur Unit for Door Bell 菲士蘇連開關供門鐘		/	1	1	1
		Washer Dryer Connection Point 洗衣乾衣機接駁點		/	1	1	1

Notes:

1. The symbol "-" as shown in the above table denotes "Not Provided".
2. The symbol "/" as shown in the above table denotes "Not Applicable".

備註：

1. 上表 "-" 代表「不提供」。
2. 上表 "/" 代表「不適用」。

Schedule of Mechanical and Electrical Provisions of Flats

單位機電裝置數量說明表

Tower 11 : G/F - 1/F

第11座：地下至1樓

Location 位置	Exposed Type 外露形	Non-exposed Type 非外露形	Flats 單位				
			A1	B1	B2	B3	
Master Bathroom 主人浴室	Lighting Switch 燈掣		1	/	/	/	
	Lighting Point 燈位		4	/	/	/	
	Single Socket Outlet 單頭插座		1	/	/	/	
	Switch for Exhaust Fan 抽氣扇開關掣		1 [^]	/	/	/	
	Switch for Water Heater 熱水爐開關掣		1 [^]	/	/	/	
	Switch for Exhaust Fan & Water Heater 抽氣扇及熱水爐開關掣		1 [*]	/	/	/	
		Single Socket Outlet 單頭插座		-	/	/	/
		Connection unit for Electric Water Heater 有熔斷器的插線座供電熱水爐		-	/	/	/
		Fuse Spur Unit for Speaker 菲士蘇供喇叭		1	/	/	/
		Switched Fuse Spur Unit for Exhaust Fan 菲士蘇連開關供抽氣扇		1	/	/	/
		Gas Water Heater Remote Controller 煤氣熱水爐遙控器		1	/	/	/
	Fuse Spur Unit for Cabinet Lighting 菲士蘇供櫃燈		2	/	/	/	

Notes:

1. The symbol "-" as shown in the above table denotes "Not Provided".
2. The symbol "/" as shown in the above table denotes "Not Applicable".
3. The symbol "*" as shown in the above table denotes "Provision for G/F only".
4. The symbol "^" as shown in the above table denotes "Provision for 1/F only".

備註：

1. 上表 "-" 代表「不提供」。
2. 上表 "/" 代表「不適用」。
3. 上表 "*" 代表「只適用於地下」。
4. 上表 "^" 代表「只適用於1樓」。

FITTINGS, FINISHES AND APPLIANCES

裝置、裝修物料及設備

Schedule of Mechanical and Electrical Provisions of Flats

單位機電裝置數量說明表

Tower 11 : G/F - 1/F

第11座：地下至1樓

Location 位置	Exposed Type 外露形	Non-exposed Type 非外露形	Flats 單位				
			A1	B1	B2	B3	
Bathroom 浴室	Lighting Switch 燈掣		1	1	1	1	
	Lighting Point 燈位		5	4	4	4	
	Single Socket Outlet 單頭插座		-	-	1	-	
	Switch for Exhaust Fan 抽氣扇開關掣		-	-	1	1	
	Switch for Water Heater 熱水爐開關掣		-	1	1	1	
	Switch for Dehumidifer 抽濕機開關掣		-	-	1	1	
	Switch for Exhaust Fan & Dehumidifier 抽氣扇及抽濕機開關掣		1	1	-	-	
		Single Socket Outlet 單頭插座		1	1	-	1
		Connection unit for Electric Water Heater 有熔斷器的插線座供電熱水爐		-	1	1	1
		Fuse Spur Unit for Speaker 菲士蘇供喇叭		-	1	1	1
		Switched Fuse Spur Unit for Dehumidifer 菲士蘇連開關供抽濕機		1	1	1	1
		Switched Fuse Spur Unit for Exhaust Fan 菲士蘇連開關供抽氣扇		1	1	1	1
	Gas Water Heater Remote Controller 煤氣熱水爐遙控器		1	-	-	-	
	Fuse Spur Unit for Cabinet Lighting 菲士蘇供櫃燈		2	2	2	2	

Notes:

1. The symbol "-" as shown in the above table denotes "Not Provided".
2. The symbol "/" as shown in the above table denotes "Not Applicable".

備註：

1. 上表 "-" 代表「不提供」。
2. 上表 "/" 代表「不適用」。

Schedule of Mechanical and Electrical Provisions of Flats

單位機電裝置數量說明表

Tower 11 : G/F - 1/F

第11座：地下至1樓

Location 位置	Exposed Type 外露形	Non-exposed Type 非外露形	Flats 單位			
			A1	B1	B2	B3
Balcony (1/F only) 露台 (只適用於1樓)	Lighting Switch 燈掣		1	1	1	1
	Lighting Point 燈位		1	1	1	1
Utility Platform (1/F only) 工作平台 (只適用於1樓)	Lighting Switch 燈掣		1	1	1	/
	Lighting Point 燈位		1	1	1	/
Garden (G/F only) 花園 (只適用於地下)	Lighting Switch 燈掣		1	2	2	1
	Lighting Point 燈位		6	6	6	6
	Single Waterproof Socket Outlet 單頭防水插座		2	2	2	2

Notes:

1. The symbol "-" as shown in the above table denotes "Not Provided".
2. The symbol "/" as shown in the above table denotes "Not Applicable".

備註：

1. 上表 "-" 代表「不提供」。
2. 上表 "/" 代表「不適用」。

FITTINGS, FINISHES AND APPLIANCES

裝置、裝修物料及設備

Schedule of Mechanical and Electrical Provisions of Flats

單位機電裝置數量說明表

Tower 11 : 2/F - 3/F, 5/F - 12/F and 15/F - 19/F

第11座：2樓至3樓、5樓至12樓及15樓至19樓

Location 位置	Exposed Type 外露形	Non-exposed Type 非外露形	Flats 單位									
			A1	A2	A3	A5	B1	B2	B3	B5	B6	
Main Entrance 大門入口	Door Bell Button 門鐘掣		1	1	1	1	1	1	1	1	1	
Living Room/ Dining Room 客廳/ 飯廳	Lighting Switch 燈掣		4	4	4	4	4	3	2	3	2	
	Lighting Point 燈位		5	5	6	4	4	4	3	4	3	
	Single Socket Outlet 單頭插座		-	-	-	-	1	1	1	1	1	
	Twin Socket Outlet 雙頭插座		2	2	2	2	2	2	2	2	2	
	Switched Twin Socket Outlet with USB Module 雙頭及USB插座連開關		1	1	1	1	1	1	1	1	1	
	TV / FM Outlet 電視 / 電台天線插座		2	2	2	2	2	2	2	2	2	
	Telephone Outlet 電話插座		2	2	2	2	2	2	2	2	2	
	Switch for Air-conditioner 冷氣機開關掣		2	2	2	1	1	1	1	1	1	
	Video Door Phone 門口視像對講機		1	1	1	1	1	1	1	1	1	
	Data Point (Reserved for Future Use) 網絡插座 (預留作未來用途)		2	2	2	2	2	2	2	2	2	
	Fuse Spur Unit for Electric Curtain 菲士蘇供電簾		1	1	1	1	1	1	1	1	1	
	Distribution Board 配電箱		-	1	-	1	1	1	1	1	1	
		Door Bell 門鐘		-	1	-	1	1	1	1	1	1
		Single Socket Outlet 單頭插座		-	-	-	1	1	1	1	1	1
	Single Socket Outlet for Refrigerator 單頭插座供雪櫃		-	1	-	1	1	1	1	1	1	
	Single Socket Outlet (Reserved for Future Use) 單頭插座 (預留作未來用途)		1	1	1	1	1	1	-	1	-	

Notes:

1. The symbol "-" as shown in the above table denotes "Not Provided".
2. The symbol "/" as shown in the above table denotes "Not Applicable".

備註：

1. 上表 "-" 代表「不提供」。
2. 上表 "/" 代表「不適用」。

Schedule of Mechanical and Electrical Provisions of Flats

單位機電裝置數量說明表

Tower 11 : 2/F - 3/F, 5/F - 12/F and 15/F - 19/F

第11座：2樓至3樓、5樓至12樓及15樓至19樓

Location 位置	Exposed Type 外露形	Non-exposed Type 非外露形	Flats 單位									
			A1	A2	A3	A5	B1	B2	B3	B5	B6	
Master Bedroom 主人睡房	Lighting Switch 燈掣		1	1	1	1	1	1	1	1	1	1
	Lighting Point 燈位		2	2	1	1	1	1	1	1	1	1
	Twin Socket Outlet 雙頭插座		1	2	1	1	2	2	2	1	2	
	Switched Twin Socket Outlet with USB Module 雙頭及USB插座連開關		1	1	1	1	1	1	1	1	1	
	TV / FM Outlet 電視 / 電台天線插座		1	1	1	1	1	1	1	1	1	
	Telephone Outlet 電話插座		1	1	1	1	1	1	1	1	1	
	Data Point (Reserved for Future Use) 網絡插座 (預留作未來用途)		1	1	1	1	1	1	1	1	1	
	Fuse Spur Unit for Electric Curtain 菲士蘇供電簾		1	1	1	1	1	1	1	1	1	
	Switch for Air-conditioner 冷氣機開關掣		1	1	1	1	1	1	1	1	1	
Bedroom 2 睡房2	Lighting Switch 燈掣		1	1	1	1	1	1	/	/	1	/
	Lighting Point 燈位		1	1	1	1	1	1	/	/	1	/
	Twin Socket Outlet 雙頭插座		2	2	2	2	2	2	/	/	2	/
	TV / FM Outlet 電視 / 電台天線插座		1	1	1	1	1	1	/	/	1	/
	Telephone Outlet 電話插座		1	1	1	1	1	1	/	/	1	/
	Data Point (Reserved for Future Use) 網絡插座 (預留作未來用途)		1	1	1	1	1	1	/	/	1	/
	Fuse Spur Unit for Electric Curtain 菲士蘇供電簾		1	1	1	1	1	1	/	/	1	/
	Switch for Air-conditioner 冷氣機開關掣		1	1	1	1	1	1	/	/	1	/

Notes:

1. The symbol "-" as shown in the above table denotes "Not Provided".
2. The symbol "/" as shown in the above table denotes "Not Applicable".

備註：

1. 上表 "-" 代表「不提供」。
2. 上表 "/" 代表「不適用」。

FITTINGS, FINISHES AND APPLIANCES

裝置、裝修物料及設備

Schedule of Mechanical and Electrical Provisions of Flats

單位機電裝置數量說明表

Tower 11 : 2/F - 3/F, 5/F - 12/F and 15/F - 19/F

第11座：2樓至3樓、5樓至12樓及15樓至19樓

Location 位置	Exposed Type 外露形	Non-exposed Type 非外露形	Flats 單位										
			A1	A2	A3	A5	B1	B2	B3	B5	B6		
Bedroom 3 睡房3	Lighting Switch 燈掣		1	1	1	/	/	/	/	/	/	/	/
	Lighting Point 燈位		1	1	1	/	/	/	/	/	/	/	/
	Twin Socket Outlet 雙頭插座		2	2	2	/	/	/	/	/	/	/	/
	TV / FM Outlet 電視 / 電台天線插座		1	1	1	/	/	/	/	/	/	/	/
	Telephone Outlet 電話插座		1	1	1	/	/	/	/	/	/	/	/
	Data Point (Reserved for Future Use) 網絡插座 (預留作未來用途)		1	1	1	/	/	/	/	/	/	/	/
	Fuse Spur Unit for Electric Curtain 菲士蘇供電簾		1	1	1	/	/	/	/	/	/	/	/
	Switch for Air-conditioner 冷氣機開關掣		1	1	1	/	/	/	/	/	/	/	/
Store Room 儲物房	Lighting Switch 燈掣		1	/	/	1	1	/	/	/	/	/	/
	Lighting Point 燈位		1	/	/	1	1	/	/	/	/	/	/
	Twin Socket Outlet 雙頭插座		1	/	/	1	1	/	/	/	/	/	/
	Switched Twin Socket Outlet with USB Module 雙頭及USB插座連開關		1	/	/	-	-	/	/	/	/	/	/
	Switch for Air-conditioner 冷氣機開關掣		1	/	/	1	1	/	/	/	/	/	/
	TV / FM Outlet 電視 / 電台天線插座		1	/	/	-	-	/	/	/	/	/	/
	Telephone Outlet 電話插座		1	/	/	-	-	/	/	/	/	/	/
	Data Point (Reserved for Future Use) 網絡插座 (預留作未來用途)		1	/	/	-	-	/	/	/	/	/	/

Notes:

1. The symbol "-" as shown in the above table denotes "Not Provided".
2. The symbol "/" as shown in the above table denotes "Not Applicable".

備註：

1. 上表 "-" 代表「不提供」。
2. 上表 "/" 代表「不適用」。

Schedule of Mechanical and Electrical Provisions of Flats

單位機電裝置數量說明表

Tower 11 : 2/F - 3/F, 5/F - 12/F and 15/F - 19/F

第11座：2樓至3樓、5樓至12樓及15樓至19樓

Location 位置	Exposed Type 外露形	Non-exposed Type 非外露形	Flats 單位										
			A1	A2	A3	A5	B1	B2	B3	B5	B6		
Utility Room (with Lavatory) 工作間 (連洗手間)	Lighting Switch 燈掣		1	/	1	/	/	/	/	/	/	/	/
	Lighting Point 燈位		2	/	2	/	/	/	/	/	/	/	/
	Twin Socket Outlet 雙頭插座		1	/	1	/	/	/	/	/	/	/	/
	Switch for Exhaust Fan 抽氣扇開關掣		1	/	1	/	/	/	/	/	/	/	/
	Switch for Air-conditioner 冷氣機開關掣		1	/	1	/	/	/	/	/	/	/	/
	Gas Water Heater Remote Controller 煤氣熱水爐遙控器		1	/	1	/	/	/	/	/	/	/	/
	Distribution Board 配電箱		1	/	1	/	/	/	/	/	/	/	/
		Switched Fuse Spur Unit for Exhaust Fan 菲士蘇連開關供抽氣扇		1	/	1	/	/	/	/	/	/	/

Notes:

1. The symbol "-" as shown in the above table denotes "Not Provided".
2. The symbol "/" as shown in the above table denotes "Not Applicable".

備註：

1. 上表 "-" 代表「不提供」。
2. 上表 "/" 代表「不適用」。

FITTINGS, FINISHES AND APPLIANCES

裝置、裝修物料及設備

Schedule of Mechanical and Electrical Provisions of Flats

單位機電裝置數量說明表

Tower 11 : 2/F - 3/F, 5/F - 12/F and 15/F - 19/F

第11座：2樓至3樓、5樓至12樓及15樓至19樓

Location 位置	Exposed Type 外露形	Non-exposed Type 非外露形	Flats 單位											
			A1	A2	A3	A5	B1	B2	B3	B5	B6			
Kitchen 廚房	Lighting Switch 燈掣		1	/	1	/	/	/	/	/	/	/	/	/
	Lighting Point 燈位		5	/	5	/	/	/	/	/	/	/	/	/
	Twin Socket Outlet 雙頭插座		3	/	2	/	/	/	/	/	/	/	/	/
	Switch for Exhaust Fan & Water Heater 抽氣扇及熱水爐開關掣		1	/	1	/	/	/	/	/	/	/	/	/
		Single Socket Outlet for Refrigerator 單頭插座供雪櫃		1	/	1	/	/	/	/	/	/	/	/
		Single Socket Outlet for Washer Dryer 單頭插座供洗衣乾衣機		1	/	1	/	/	/	/	/	/	/	/
		Switch for Combi-oven with Microwave 微波焗爐開關掣		1	/	1	/	/	/	/	/	/	/	/
		Switched Fuse Spur Unit for Gas Hob 菲士蘇連開關供煤氣爐		2	/	2	/	/	/	/	/	/	/	/
		Switched Fuse Spur Unit for Gas Water Heater 菲士蘇連開關供煤氣熱水爐		2	/	2	/	/	/	/	/	/	/	/
		Single Socket Outlet for Cooker Hood 單頭插座供抽油煙機		1	/	1	/	/	/	/	/	/	/	/
		Switched Fuse Spur Unit for Exhaust Fan 菲士蘇連開關供抽氣扇		1	/	1	/	/	/	/	/	/	/	/
		Fuse Spur Unit for Kitchen Cabinet Lighting 菲士蘇供廚櫃燈		2	/	2	/	/	/	/	/	/	/	/
		Switched Fuse Spur Unit for Door Bell 菲士蘇連開關供門鐘		1	/	1	/	/	/	/	/	/	/	/
		Door Bell 門鐘		1	/	1	/	/	/	/	/	/	/	/
		Washer Dryer Connection Point 洗衣乾衣機接駁點		1	/	1	/	/	/	/	/	/	/	/
	Towngas Connection Point 煤氣接駁點		1	/	1	/	/	/	/	/	/	/	/	

Notes:

1. The symbol "-" as shown in the above table denotes "Not Provided".
2. The symbol "/" as shown in the above table denotes "Not Applicable".

備註：

1. 上表 "-" 代表「不提供」。
2. 上表 "/" 代表「不適用」。

Schedule of Mechanical and Electrical Provisions of Flats

單位機電裝置數量說明表

Tower 11 : 2/F - 3/F, 5/F - 12/F and 15/F - 19/F

第11座：2樓至3樓、5樓至12樓及15樓至19樓

Location 位置	Exposed Type 外露形	Non-exposed Type 非外露形	Flats 單位									
			A1	A2	A3	A5	B1	B2	B3	B5	B6	
Open Kitchen 開放式廚房	Lighting Switch 燈掣		/	1	/	1	1	1	1	1	1	
	Lighting Point 燈位		/	1	/	1	1	1	1	1	1	
	Twin Socket Outlet 雙頭插座		/	2	/	2	2	2	2	2	2	
	Switch for Water Heater 熱水爐開關掣		/	1	/	1	1	1	1	1	1	
		Single Socket Outlet (Reserved for Future Use) 單頭插座 (預留作未來用途)		/	-	/	-	-	-	1	-	1
		Single Socket Outlet for Washer Dryer 單頭插座供洗衣乾衣機		/	1	/	1	1	1	1	1	1
		Single Socket Outlet for Microwave Oven with Grill 單頭插座供微波燒烤爐		/	1	/	1	1	1	1	1	1
		Switch for Induction Hob 電磁爐開關掣		/	1	/	1	1	1	1	1	1
		Single Socket Outlet for Cooker Hood 單頭插座供抽油煙機		/	1	/	1	1	1	1	1	1
		Connection unit for Electric Water Heater 有熔斷器的插線座供電熱水爐		/	1	/	1	1	1	1	1	1
		Fuse Spur Unit for Kitchen Cabinet Lighting 菲士蘇供廚櫃燈		/	2	/	2	2	2	2	2	2
		Fuse Spur Unit for Cabinet Lighting 菲士蘇供櫃燈		/	-	/	1	1	1	1	1	1
		Switched Fuse Spur Unit for Door Bell 菲士蘇連開關供門鐘		/	1	/	1	1	1	1	1	1
	Washer Dryer Connection Point 洗衣乾衣機接駁點		/	1	/	1	1	1	1	1	1	

Notes:

1. The symbol "-" as shown in the above table denotes "Not Provided".
2. The symbol "/" as shown in the above table denotes "Not Applicable".

備註：

1. 上表 "-" 代表「不提供」。
2. 上表 "/" 代表「不適用」。

FITTINGS, FINISHES AND APPLIANCES

裝置、裝修物料及設備

Schedule of Mechanical and Electrical Provisions of Flats

單位機電裝置數量說明表

Tower 11 : 2/F - 3/F, 5/F - 12/F and 15/F - 19/F

第11座：2樓至3樓、5樓至12樓及15樓至19樓

Location 位置	Exposed Type 外露形	Non-exposed Type 非外露形	Flats 單位										
			A1	A2	A3	A5	B1	B2	B3	B5	B6		
Master Bathroom 主人浴室	Lighting Switch 燈掣		1	1	1	/	/	/	/	/	/	/	/
	Lighting Point 燈位		4	5	4	/	/	/	/	/	/	/	/
	Single Socket Outlet 單頭插座		1	-	1	/	/	/	/	/	/	/	/
	Switch for Exhaust Fan 抽氣扇開關掣		1	-	1	/	/	/	/	/	/	/	/
	Switch for Water Heater 熱水爐開關掣		1	-	1	/	/	/	/	/	/	/	/
	Switch for Exhaust Fan & Water Heater 抽氣扇及熱水爐開關掣		-	1	-	/	/	/	/	/	/	/	/
		Single Socket Outlet 單頭插座		-	1	-	/	/	/	/	/	/	/
		Connection unit for Electric Water Heater 有熔斷器的插線座供電熱水爐		-	1	-	/	/	/	/	/	/	/
		Fuse Spur Unit for Speaker 菲士蘇供喇叭		1	1	1	/	/	/	/	/	/	/
		Switched Fuse Spur Unit for Exhaust Fan 菲士蘇連開關供抽氣扇		1	1	1	/	/	/	/	/	/	/
		Gas Water Heater Remote Controller 煤氣熱水爐遙控器		1	-	1	/	/	/	/	/	/	/
		Fuse Spur Unit for Cabinet Lighting 菲士蘇供櫃燈		2	2	2	/	/	/	/	/	/	/

Notes:

1. The symbol "-" as shown in the above table denotes "Not Provided".
2. The symbol "/" as shown in the above table denotes "Not Applicable".

備註：

1. 上表 "-" 代表「不提供」。
2. 上表 "/" 代表「不適用」。

Schedule of Mechanical and Electrical Provisions of Flats

單位機電裝置數量說明表

Tower 11 : 2/F - 3/F, 5/F - 12/F and 15/F - 19/F

第11座：2樓至3樓、5樓至12樓及15樓至19樓

Location 位置	Exposed Type 外露形	Non-exposed Type 非外露形	Flats 單位										
			A1	A2	A3	A5	B1	B2	B3	B5	B6		
Bathroom 浴室	Lighting Switch 燈掣		1	1	1	1	1	1	1	1	1	1	
	Lighting Point 燈位		5	4	5	4	4	4	4	4	4	3	
	Single Socket Outlet 單頭插座		-	-	-	-	-	1	-	-	-	-	
	Switch for Exhaust Fan 抽氣扇開關掣		-	1	-	-	-	1	1	1	1	1	
	Switch for Water Heater 熱水爐開關掣		-	1	-	1	1	1	1	1	1	1	
	Switch for Dehumidifer 抽濕機開關掣		-	1	-	-	-	1	1	1	1	1	
	Switch for Exhaust Fan & Dehumidifier 抽氣扇及抽濕機開關掣		1	-	1	1	1	-	-	-	-	-	
		Single Socket Outlet 單頭插座		1	1	1	1	1	-	1	1	1	1
		Connection unit for Electric Water Heater 有熔斷器的插線座供電熱水爐		-	1	-	1	1	1	1	1	1	1
		Fuse Spur Unit for Speaker 菲士蘇供喇叭		-	-	-	1	1	1	1	1	1	1
		Switched Fuse Spur Unit for Dehumidifer 菲士蘇連開關供抽濕機		1	1	1	1	1	1	1	1	1	1
		Switched Fuse Spur Unit for Exhaust Fan 菲士蘇連開關供抽氣扇		1	1	1	1	1	1	1	1	1	1
		Gas Water Heater Remote Controller 煤氣熱水爐遙控器		1	-	1	-	-	-	-	-	-	-
	Fuse Spur Unit for Cabinet Lighting 菲士蘇供櫃燈		2	2	2	2	2	2	2	2	2	2	

Notes:

1. The symbol "-" as shown in the above table denotes "Not Provided".
2. The symbol "/" as shown in the above table denotes "Not Applicable".

備註：

1. 上表 "-" 代表「不提供」。
2. 上表 "/" 代表「不適用」。

FITTINGS, FINISHES AND APPLIANCES

裝置、裝修物料及設備

Schedule of Mechanical and Electrical Provisions of Flats

單位機電裝置數量說明表

Tower 11 : 2/F - 3/F, 5/F - 12/F and 15/F - 19/F

第11座：2樓至3樓、5樓至12樓及15樓至19樓

Location 位置	Exposed Type 外露形	Non-exposed Type 非外露形	Flats 單位									
			A1	A2	A3	A5	B1	B2	B3	B5	B6	
Balcony (2/F only) 露台 (只適用於2樓)	Lighting Switch 燈掣		1	1	1	1	1	1	1	1	1	1
	Lighting Point 燈位		1	1	1	1	1	1	1	1	1	1
Utility Platform (2/F only) 工作平台 (只適用於2樓)	Lighting Switch 燈掣		1	1	1	/	1	1	/	1	/	/
	Lighting Point 燈位		1	1	1	/	1	1	/	1	/	/
Balcony (Except 2/F) 露台 (2樓除外)	Lighting Switch 燈掣		1	1	1	1	1	1	1	1	1	1
	Lighting Point 燈位		1	1	1	1	1	1	1	1	1	1
Utility Platform (Except 2/F) 工作平台 (2樓除外)	Lighting Switch 燈掣		1	1	1	/	1	1	/	1	/	/
	Lighting Point 燈位		1	1	1	/	1	1	/	1	/	/
Flat Roof (2/F only) 平台 (只適用於2樓)	Lighting Switch 燈掣		/	/	1	/	/	/	/	/	/	/
	Lighting Point 燈位		/	/	3	/	/	/	/	/	/	/
	Single Waterproof Socket Outlet 單頭防水插座		/	/	1	/	/	/	/	/	/	/

Notes:

1. The symbol "-" as shown in the above table denotes "Not Provided".
2. The symbol "/" as shown in the above table denotes "Not Applicable".

備註：

1. 上表 "-" 代表「不提供」。
2. 上表 "/" 代表「不適用」。

Schedule of Mechanical and Electrical Provisions of Flats

單位機電裝置數量說明表

Tower 11 : 20/F - 21/F

第11座：20樓至21樓

Location 位置	Exposed Type 外露形	Non-exposed Type 非外露形	Flats 單位								
			A1	A3	A5	B1	B2	B3	B5	B6	
Main Entrance 大門入口	Door Bell Button 門鐘掣		1	1	1	1	1	1	1	1	
Living Room/ Dining Room 客廳/ 飯廳	Lighting Switch 燈掣		4	4	4	3	3	2	3	2	
	Lighting Point 燈位		5	6	4	4	4	3	4	3	
	Single Socket Outlet 單頭插座		-	-	-	1	1	1	1	1	
	Twin Socket Outlet 雙頭插座		2	2	2	2	2	2	2	2	
	Switched Twin Socket Outlet with USB Module 雙頭及USB插座連開關		2	1	1	1	1	1	1	1	
	TV / FM Outlet 電視 / 電台天線插座		2	2	2	2	2	2	2	2	
	Telephone Outlet 電話插座		2	2	2	2	2	2	2	2	
	Switch for Air-conditioner 冷氣機開關掣		-	2	1	1	1	1	1	1	
	Video Door Phone 門口視像對講機		1	1	1	1	1	1	1	1	
	Data Point (Reserved for Future Use) 網絡插座 (預留作未來用途)		2	2	2	2	2	2	2	2	
	Fuse Spur Unit for Electric Curtain 菲士蘇供電簾		2	1	1	1	1	1	1	1	
	Distribution Board 配電箱		-	-	1	1	1	1	1	1	
		Door Bell 門鐘		-	-	1	1	1	1	1	1
		Single Socket Outlet 單頭插座		-	-	1	1	1	1	1	1
		Single Socket Outlet for Refrigerator 單頭插座供雪櫃		-	-	1	1	1	1	1	1
	Single Socket Outlet (Reserved for Future Use) 單頭插座 (預留作未來用途)		1	1	1	1	1	-	1	-	
	Switch for Air-conditioner 冷氣機開關掣		2	-	-	-	-	-	-	-	

Notes:

1. The symbol "-" as shown in the above table denotes "Not Provided".
2. The symbol "/" as shown in the above table denotes "Not Applicable".

備註:

1. 上表 "-" 代表「不提供」。
2. 上表 "/" 代表「不適用」。

FITTINGS, FINISHES AND APPLIANCES

裝置、裝修物料及設備

Schedule of Mechanical and Electrical Provisions of Flats

單位機電裝置數量說明表

Tower 11 : 20/F - 21/F

第11座：20樓至21樓

Location 位置	Exposed Type 外露形	Non-exposed Type 非外露形	Flats 單位							
			A1	A3	A5	B1	B2	B3	B5	B6
Master Bedroom 主人睡房	Lighting Switch 燈掣		1	1	1	1	1	1	1	1
	Lighting Point 燈位		1	1	1	1	1	1	1	1
	Twin Socket Outlet 雙頭插座		2	1	1	2	2	2	1	2
	Switched Twin Socket Outlet with USB Module 雙頭及USB插座連開關		1	1	1	1	1	1	1	1
	TV / FM Outlet 電視 / 電台天線插座		1	1	1	1	1	1	1	1
	Telephone Outlet 電話插座		1	1	1	1	1	1	1	1
	Data Point (Reserved for Future Use) 網絡插座 (預留作未來用途)		1	1	1	1	1	1	1	1
	Fuse Spur Unit for Electric Curtain 菲士蘇供電簾		1	1	1	1	1	1	1	1
	Switch for Air-conditioner 冷氣機開關掣		2	1	1	1	1	1	1	1
Bedroom 2 睡房2	Lighting Switch 燈掣		1	1	1	1	1	/	1	/
	Lighting Point 燈位		1	1	1	1	1	/	1	/
	Twin Socket Outlet 雙頭插座		2	2	2	2	2	/	2	/
	TV / FM Outlet 電視 / 電台天線插座		1	1	1	1	1	/	1	/
	Telephone Outlet 電話插座		1	1	1	1	1	/	1	/
	Data Point (Reserved for Future Use) 網絡插座 (預留作未來用途)		1	1	1	1	1	/	1	/
	Fuse Spur Unit for Electric Curtain 菲士蘇供電簾		1	1	1	1	1	/	1	/
	Switch for Air-conditioner 冷氣機開關掣		1	1	1	1	1	/	1	/

Notes:

1. The symbol "-" as shown in the above table denotes "Not Provided".
2. The symbol "/" as shown in the above table denotes "Not Applicable".

備註：

1. 上表 "-" 代表「不提供」。
2. 上表 "/" 代表「不適用」。

Schedule of Mechanical and Electrical Provisions of Flats

單位機電裝置數量說明表

Tower 11 : 20/F - 21/F

第11座：20樓至21樓

Location 位置	Exposed Type 外露形	Non-exposed Type 非外露形	Flats 單位							
			A1	A3	A5	B1	B2	B3	B5	B6
Bedroom 3 睡房3	Lighting Switch 燈掣		1	1	/	/	/	/	/	/
	Lighting Point 燈位		1	1	/	/	/	/	/	/
	Twin Socket Outlet 雙頭插座		2	2	/	/	/	/	/	/
	TV / FM Outlet 電視 / 電台天線插座		1	1	/	/	/	/	/	/
	Telephone Outlet 電話插座		1	1	/	/	/	/	/	/
	Data Point (Reserved for Future Use) 網絡插座 (預留作未來用途)		1	1	/	/	/	/	/	/
	Fuse Spur Unit for Electric Curtain 菲士蘇供電簾		1	1	/	/	/	/	/	/
	Switch for Air-conditioner 冷氣機開關掣		1	1	/	/	/	/	/	/
Store Room 儲物房	Lighting Switch 燈掣		1	/	1	/	/	/	/	/
	Lighting Point 燈位		1	/	1	/	/	/	/	/
	Twin Socket Outlet 雙頭插座		1	/	1	/	/	/	/	/
	Switched Twin Socket Outlet with USB Module 雙頭及USB插座連開關		1*	/	-	/	/	/	/	/
	Switch for Air-conditioner 冷氣機開關掣		1*	/	1	/	/	/	/	/
	TV / FM Outlet 電視 / 電台天線插座		1*	/	-	/	/	/	/	/
	Telephone Outlet 電話插座		1*	/	-	/	/	/	/	/
	Data Point (Reserved for Future Use) 網絡插座 (預留作未來用途)		1*	/	-	/	/	/	/	/

Notes:

1. The symbol " - " as shown in the above table denotes "Not Provided".
2. The symbol " / " as shown in the above table denotes "Not Applicable".
3. The symbol " * " as shown in the above table denotes "Provision for 20/F only".

備註：

1. 上表 " - " 代表「不提供」。
2. 上表 " / " 代表「不適用」。
3. 上表 " * " 代表「只適用於20樓」。

FITTINGS, FINISHES AND APPLIANCES

裝置、裝修物料及設備

Schedule of Mechanical and Electrical Provisions of Flats

單位機電裝置數量說明表

Tower 11 : 20/F - 21/F

第11座：20樓至21樓

Location 位置	Exposed Type 外露形	Non-exposed Type 非外露形	Flats 單位							
			A1	A3	A5	B1	B2	B3	B5	B6
Utility Room (with Lavatory) 工作間 (連洗手間)	Lighting Switch 燈掣		1	1	/	/	/	/	/	/
	Lighting Point 燈位		2	2	/	/	/	/	/	/
	Twin Socket Outlet 雙頭插座		1	1	/	/	/	/	/	/
	Switch for Exhaust Fan 抽氣扇開關掣		1	1	/	/	/	/	/	/
	Switch for Air-conditioner 冷氣機開關掣		1	1	/	/	/	/	/	/
	Gas Water Heater Remote Controller 煤氣熱水爐遙控器		1	1	/	/	/	/	/	/
	Distribution Board 配電箱		1	1	/	/	/	/	/	/
		Switched Fuse Spur Unit for Exhaust Fan 菲士蘇連開關供抽氣扇		1	1	/	/	/	/	/

Notes:

1. The symbol "-" as shown in the above table denotes "Not Provided".
2. The symbol "/" as shown in the above table denotes "Not Applicable".

備註：

1. 上表 "-" 代表「不提供」。
2. 上表 "/" 代表「不適用」。

Schedule of Mechanical and Electrical Provisions of Flats

單位機電裝置數量說明表

Tower 11 : 20/F - 21/F

第11座：20樓至21樓

Location 位置	Exposed Type 外露形	Non-exposed Type 非外露形	Flats 單位								
			A1	A3	A5	B1	B2	B3	B5	B6	
Kitchen 廚房	Lighting Switch 燈掣		1	1	/	/	/	/	/	/	
	Lighting Point 燈位		5	5	/	/	/	/	/	/	
	Twin Socket Outlet 雙頭插座		3	2	/	/	/	/	/	/	
	Switch for Exhaust Fan & Water Heater 抽氣扇及熱水爐開關掣		1	1	/	/	/	/	/	/	
		Single Socket Outlet for Refrigerator 單頭插座供雪櫃		2	1	/	/	/	/	/	/
		Single Socket Outlet for Washer Dryer 單頭插座供洗衣乾衣機		1	1	/	/	/	/	/	/
		Switch for Combi-oven with Microwave 微波焗爐開關掣		1	1	/	/	/	/	/	/
		Switched Fuse Spur Unit for Gas Hob 菲士蘇連開關供煤氣爐		2	2	/	/	/	/	/	/
		Switched Fuse Spur Unit for Gas Water Heater 菲士蘇連開關供煤氣熱水爐		2	2	/	/	/	/	/	/
		Single Socket Outlet for Cooker Hood 單頭插座供抽油煙機		1	1	/	/	/	/	/	/
		Switched Fuse Spur Unit for Exhaust Fan 菲士蘇連開關供抽氣扇		1	1	/	/	/	/	/	/
		Switch for Induction Hob 電磁爐開關掣		1	-	/	/	/	/	/	/
		Fuse Spur Unit for Kitchen Cabinet Lighting 菲士蘇供廚櫃燈		2	2	/	/	/	/	/	/
		Switched Fuse Spur Unit for Door Bell 菲士蘇連開關供門鐘		1	1	/	/	/	/	/	/
		Door Bell 門鐘		1	1	/	/	/	/	/	/
		Washer Dryer Connection Point 洗衣乾衣機接駁點		1	1	/	/	/	/	/	/
	Towngas Connection Point 煤氣接駁點		1	1	/	/	/	/	/	/	

Notes:

1. The symbol "-" as shown in the above table denotes "Not Provided".
2. The symbol "/" as shown in the above table denotes "Not Applicable".

備註：

1. 上表 "-" 代表「不提供」。
2. 上表 "/" 代表「不適用」。

FITTINGS, FINISHES AND APPLIANCES

裝置、裝修物料及設備

Schedule of Mechanical and Electrical Provisions of Flats

單位機電裝置數量說明表

Tower 11 : 20/F - 21/F

第11座：20樓至21樓

Location 位置	Exposed Type 外露形	Non-exposed Type 非外露形	Flats 單位								
			A1	A3	A5	B1	B2	B3	B5	B6	
Open Kitchen 開放式廚房	Lighting Switch 燈掣		/	/	1	1	1	1	1	1	
	Lighting Point 燈位		/	/	1	1	1	1	1	1	
	Twin Socket Outlet 雙頭插座		/	/	2	2	2	2	2	2	
	Switch for Water Heater 熱水爐開關掣		/	/	1	1	1	1	1	1	
		Single Socket Outlet (Reserved for Future Use) 單頭插座 (預留作未來用途)		/	/	-	-	-	1	-	1
		Single Socket Outlet for Washer Dryer 單頭插座供洗衣乾衣機		/	/	1	1	1	1	1	1
		Single Socket Outlet for Microwave Oven with Grill 單頭插座供微波燒烤爐		/	/	1	1	1	1	1	1
		Switch for Induction Hob 電磁爐開關掣		/	/	1	1	1	1	1	1
		Single Socket Outlet for Cooker Hood 單頭插座供抽油煙機		/	/	1	1	1	1	1	1
		Connection unit for Electric Water Heater 有熔斷器的插線座供電熱水爐		/	/	1	1	1	1	1	1
		Fuse Spur Unit for Kitchen Cabinet Lighting 菲士蘇供廚櫃燈		/	/	2	2	2	2	2	2
		Fuse Spur Unit for Cabinet Lighting 菲士蘇供櫃燈		/	/	1	1	1	1	1	1
		Switched Fuse Spur Unit for Door Bell 菲士蘇連開關供門鐘		/	/	1	1	1	1	1	1
		Washer Dryer Connection Point 洗衣乾衣機接駁點		/	/	1	1	1	1	1	1

Notes:

1. The symbol "-" as shown in the above table denotes "Not Provided".
2. The symbol "/" as shown in the above table denotes "Not Applicable".

備註：

1. 上表 "-" 代表「不提供」。
2. 上表 "/" 代表「不適用」。

Schedule of Mechanical and Electrical Provisions of Flats

單位機電裝置數量說明表

Tower 11 : 20/F - 21/F

第11座：20樓至21樓

Location 位置	Exposed Type 外露形	Non-exposed Type 非外露形	Flats 單位								
			A1	A3	A5	B1	B2	B3	B5	B6	
Master Bathroom 主人浴室	Lighting Switch 燈掣		1	1	/	/	/	/	/	/	
	Lighting Point 燈位		6	4	/	/	/	/	/	/	
	Single Socket Outlet 單頭插座		1	1	/	/	/	/	/	/	
	Switch for Exhaust Fan 抽氣扇開關掣		-	1	/	/	/	/	/	/	
	Switch for Water Heater 熱水爐開關掣		-	1	/	/	/	/	/	/	
	Switch for Exhaust Fan & Water Heater 抽氣扇及熱水爐開關掣		1	-	/	/	/	/	/	/	
		Single Socket Outlet 單頭插座		-	-	/	/	/	/	/	/
		Connection unit for Electric Water Heater 有熔斷器的插線座供電熱水爐		-	-	/	/	/	/	/	/
		Fuse Spur Unit for Speaker 菲士蘇供喇叭		1	1	/	/	/	/	/	/
		Switched Fuse Spur Unit for Exhaust Fan 菲士蘇連開關供抽氣扇		1	1	/	/	/	/	/	/
		Gas Water Heater Remote Controller 煤氣熱水爐遙控器		1	1	/	/	/	/	/	/
	Fuse Spur Unit for Cabinet Lighting 菲士蘇供櫃燈		2	2	/	/	/	/	/	/	

Notes:

1. The symbol "-" as shown in the above table denotes "Not Provided".
2. The symbol "/" as shown in the above table denotes "Not Applicable".

備註：

1. 上表 "-" 代表「不提供」。
2. 上表 "/" 代表「不適用」。

FITTINGS, FINISHES AND APPLIANCES

裝置、裝修物料及設備

Schedule of Mechanical and Electrical Provisions of Flats

單位機電裝置數量說明表

Tower 11 : 20/F - 21/F

第11座：20樓至21樓

Location 位置	Exposed Type 外露形	Non-exposed Type 非外露形	Flats 單位								
			A1	A3	A5	B1	B2	B3	B5	B6	
Bathroom 浴室	Lighting Switch 燈掣		1	1	1	1	1	1	1	1	
	Lighting Point 燈位		4	5	4	4	4	4	4	3	
	Single Socket Outlet 單頭插座		-	-	-	-	1	-	-	-	
	Switch for Exhaust Fan 抽氣扇開關掣		-	-	-	1	1	1	1	1	
	Switch for Water Heater 熱水爐開關掣		-	-	1	1	1	1	1	1	
	Switch for Dehumidifer 抽濕機開關掣		-	-	-	1	1	1	1	1	
	Switch for Exhaust Fan & Dehumidifier 抽氣扇及抽濕機開關掣		1	1	1	-	-	-	-	-	
		Single Socket Outlet 單頭插座		1	1	1	1	-	1	1	1
		Connection unit for Electric Water Heater 有熔斷器的插線座供電熱水爐		-	-	1	1	1	1	1	1
		Fuse Spur Unit for Speaker 菲士蘇供喇叭		-	-	1	1	1	1	1	1
		Fuse Spur Unit for Dehumidifer 菲士蘇供抽濕機		1	1	1	1	1	1	1	1
		Switched Fuse Spur Unit for Exhaust Fan 菲士蘇連開關供抽氣扇		1	1	1	1	1	1	1	1
	Gas Water Heater Remote Controller 煤氣熱水爐遙控器		1	1	-	-	-	-	-	-	
	Fuse Spur Unit for Cabinet Lighting 菲士蘇供櫃燈		2	2	2	2	2	2	2	2	

Notes:

1. The symbol "-" as shown in the above table denotes "Not Provided".
2. The symbol "/" as shown in the above table denotes "Not Applicable".

備註：

1. 上表 "-" 代表「不提供」。
2. 上表 "/" 代表「不適用」。

Schedule of Mechanical and Electrical Provisions of Flats

單位機電裝置數量說明表

Tower 11 : 20/F - 21/F

第11座：20樓至21樓

Location 位置	Exposed Type 外露形	Non-exposed Type 非外露形	Flats 單位							
			A1	A3	A5	B1	B2	B3	B5	B6
Balcony 露台	Lighting Switch 燈掣		1	1	1	1	1	1	1	1
	Lighting Point 燈位		1	1	1	1	1	1	1	1
Utility Platform 工作平台	Lighting Switch 燈掣		/	1	/	1	1	/	1	/
	Lighting Point 燈位		/	1	/	1	1	/	1	/
Flat Roof (20/F only) 平台 (只適用於20樓)	Lighting Switch 燈掣		2	/	/	/	/	/	/	/
	Lighting Point 燈位		8	/	/	/	/	/	/	/
	Single Waterproof Socket Outlet 單頭防水插座		2	/	/	/	/	/	/	/
Roof with Stairhood (21/F only) 天台連梯屋 (只適用於21樓)	Lighting Switch 燈掣		3	/	/	/	/	/	/	/
	Lighting Point 燈位		23	/	/	/	/	/	/	/
	Single Waterproof Socket Outlet 單頭防水插座		2	/	/	/	/	/	/	/
Roof (21/F only) 天台 (只適用於21樓)	Lighting Switch 燈掣		/	1	1	1	1	1	1	/
	Lighting Point 燈位		/	16	11	11	9	9	10	/
	Single Waterproof Socket Outlet 單頭防水插座		/	2	2	2	2	2	2	/

Notes:

1. The symbol "-" as shown in the above table denotes "Not Provided".
2. The symbol "/" as shown in the above table denotes "Not Applicable".

備註：

1. 上表 "-" 代表「不提供」。
2. 上表 "/" 代表「不適用」。

SERVICE AGREEMENTS

服務協議

Potable and flushing water is supplied by Water Supplies Department.

食水及沖廁水由水務署供應。

Electricity is supplied by CLP Power Hong Kong Limited.

電力由中華電力有限公司供應。

Towngas is supplied by The Hong Kong and China Gas Company Limited.

煤氣由香港中華煤氣有限公司供應。

GOVERNMENT RENT

地稅

The Vendor will pay/has paid (as the case may be) all outstanding Government rent in respect of the residential property up to and including the date of the Assignment of the residential property.

賣方將會繳付/已繳付(視屬何種情況而定)有關住宅物業之地稅直至包括住宅物業之買賣成交日期。

MISCELLANEOUS PAYMENTS BY PURCHASER 買方的雜項付款

1. On the delivery of the vacant possession of the residential property to the purchaser, the purchaser is liable to reimburse the owner for the deposits for water, electricity and gas.
2. On that delivery, the purchaser is not liable to pay to the owner a debris removal fee.

Remarks:

1. The purchaser should pay to the manager and not the owner of the Phase the deposits for water, electricity and gas.
2. On the delivery of the vacant possession of the residential property to the purchaser, the purchaser should pay to the manager and not the owner of the Phase the debris removal fee.

1. 在向買方交付住宅物業在空置情況下的管有權時，買方須負責向擁有人補還水、電力及氣體的按金。
2. 在交付時，買方不須向擁有人支付清理廢料的費用。

備註：

1. 買方須向期數的管理人支付而非向擁有人支付水、電力及氣體的按金。
2. 在向買方交付住宅物業在空置情況下的管有權時，買方須向期數的管理人支付而並非向擁有人支付清理廢料的費用。

DEFECT LIABILITY WARRANTY PERIOD 欠妥之處的保養責任期

Defect liability warranty period for the residential property and the fittings, finishes and appliances as provided in the agreement for sale and purchase is within six (6) months from the date of completion of the sale and purchase.

按買賣合約的規定，住宅物業及其裝置、裝修物料及設備之欠妥之處的保養責任期為住宅物業之成交日期起計為期六(6)個月內。

MAINTENANCE OF SLOPES 斜坡維修

Not applicable.

不適用。

MODIFICATION 修訂

No application to the Government for a modification of the Land Grant for this Development is underway.

本發展項目現時並沒有向政府提出申請修訂批地文件。

RELEVANT INFORMATION

有關資料

1. Noise mitigation measures

The following measures to mitigate road traffic noise impact from Tolo Highway, Chong San Road, etc. will be provided in the Phase:

- Vertical acoustic fins
- Fixed windows
- Windows with sliding panel behind (acoustic windows (baffle type))
- Doors with sliding panel behind (acoustic sliding panel)
- Auto close doors not for ventilation purpose (maintenance doors with auto-close system and not for ventilation purpose)

Location of vertical acoustic fins, fixed windows, windows with sliding panel behind (acoustic windows (baffle type)), doors with sliding panel behind (acoustic sliding panel) and auto close doors not for ventilation purpose (maintenance doors with auto-close system and not for ventilation purpose):

Please refer to "Floor Plans of Residential Properties in the Phase" section of this Sales Brochure on pages AL01 to AL67 for details on the location of vertical acoustic fins, fixed windows, windows with sliding panel behind (acoustic windows (baffle type)), doors with sliding panel behind (acoustic sliding panel) and auto close doors not for ventilation purpose (maintenance doors with auto-close system and not for ventilation purpose).

No owner shall (i) alter, interfere with or remove, or permit or suffered to be altered, interfered with or removed any fixed windows, windows with sliding panel behind (acoustic windows (baffle type)) (if any) or any doors with sliding panel behind (acoustic sliding panel) (if any) or any auto close doors not for ventilation purpose (maintenance doors with auto-close system and not for ventilation purpose) (if any) which form part of his residential unit except in accordance with the building plans or (ii) alter, interfere with or remove the vertical acoustic fins.

2. Maintenance windows

Maintenance windows are openable for maintenance only.

Please refer to "Floor Plans of Residential Properties in the Phase" section of this Sales Brochure on pages AL01 to AL67 for details on the location of maintenance windows.

3. Gondola

During the necessary maintenance of the external walls of Tower 8 to Tower 11 arranged by the Manager of the Phase, the gondola will be operating in the airspace outside windows and above the roof/ flat roof/ garden/ the parapet walls thereof of units in such Towers.

4. Existence of Communal Aerial Broadcast Distribution System/ Lightning Rod/ Emergency Generator Room/ Switch Room/ Transformer Room/ VRF Type A/C Outdoor Unit nearby residential units

Please refer to the "Layout Plan of the Development" section of this Sales Brochure on page AK for identification of their approximate locations. Prospective purchasers should note the impact (if any) of the above facilities on individual units.

5. External wall lighting

<u>Description</u>	<u>Location</u>
External wall lighting	5/F, 8/F, 11/F, 16/F, 19/F, 20/F, 21/F of Tower 8 5/F, 8/F, 11/F, 16/F, 21/F of Tower 9 - Tower 11 Roof of Tower 8 - Tower 11

LED lighting on the external walls of the Phase may be turned on. Prospective purchasers should note the impact (if any) of the illumination of the LED lighting on individual units.

1. 噪音緩解措施

期數將提供以下措施以緩解吐露港公路、創新路等帶來的道路交通噪音影響：

- 垂直隔聲簷
- 固定式窗戶
- 背面裝設滑動嵌板的窗戶（減音窗（擋音式））
- 背面裝設滑動嵌板的門（減音滑動嵌板）
- 不作通風用途的自動關閉式門（不作通風用途具自動關閉系統的維修門）

垂直隔聲簷、固定式窗戶、背面裝設滑動嵌板的窗戶（減音窗（擋音式））、背面裝設滑動嵌板的門（減音滑動嵌板）及不作通風用途的自動關閉式門（不作通風用途具自動關閉系統的維修門）的位置：

有關垂直隔聲簷、固定式窗戶、背面裝設滑動嵌板的窗戶（減音窗（擋音式））、背面裝設滑動嵌板的門（減音滑動嵌板）及不作通風用途的自動關閉式門（不作通風用途具自動關閉系統的維修門）的詳情，請參閱本售樓說明書第AL01至AL67頁「期數的住宅物業的樓面平面圖」一節。

任何業主不可 (i)（除非根據建築圖則）更改、干擾或移除或准許他人更改、干擾或移除其住宅單位的任何固定式窗戶或背面裝設滑動嵌板的窗戶（減音窗（擋音式））（如有）或背面裝設滑動嵌板的門（減音滑動嵌板）（如有）或不作通風用途的自動關閉式門（不作通風用途具自動關閉系統的維修門）（如有）或 (ii) 更改、干擾或移除垂直隔聲簷。

2. 維修窗戶

維修窗戶只能在作維修時開啟。

有關維修窗戶位置的詳情，請參閱本售樓說明書本第AL01至AL67頁「期數的住宅物業的樓面平面圖」一節。

3. 吊船

在期數管理人安排第8座至第11座外牆之必要維修進行期間，吊船將在該等大樓單位之窗戶外及天台 / 平台 / 花園 / 彼等之護牆上之空間運作。

4. 鄰近住宅單位的公共天線系統/ 避雷針/ 緊急發電機機房/ 電掣房/ 變壓器房/ 變頻多聯分體式冷氣室外機

請參閱本售樓說明書第AK頁的「發展項目的布局圖」一節，以識別其大約位置。請準買家注意上述設施對個別單位造成的影響（如有）。

5. 外牆裝飾燈

<u>說明</u>	<u>位置</u>
外牆裝飾燈	第8座之5樓、8樓、11樓、16樓、19樓、20樓、21樓 第9至第11座之5樓、8樓、11樓、16樓、21樓 第8座至第11座之天台

期數外牆LED裝飾燈可能開啟。請準買家注意LED裝飾燈之燈光對個別單位造成的影響（如有）。

WEBSITE ADDRESS

互聯網網站的網址

The website address designed by the Vendor for the Phase for purpose of Part 2 of the Residential Properties (First-hand Sales) Ordinance:

www.stmartin.com.hk/p2

賣方為施行《一手住宅物業銷售條例》第2部就期數指定的互聯網網站的網址：

www.stmartin.com.hk/p2

INFORMATION IN APPLICATION FOR CONCESSION ON GROSS FLOOR AREA OF BUILDING

申請建築物總樓面面積寬免的資料

Breakdown of GFA Concessions Obtained for All Features

- Latest information on breakdown of GFA concessions as shown on the general building plans submitted to and approved by the Building Authority (BA) prior to the printing of the sales brochure is tabulated below. Information marked (#) may be based on information provided by the authorized person if the sales brochure is printed prior to submission of the final amendment plans to the BA. The breakdown of GFA concessions may be subject to further changes until final amendment plans are submitted to and approved by the BA prior to the issuance of the occupation permit for the development.

		Area (m ²)
Disregarded GFA under Building (Planning) Regulations 23(3)(b)		
1. (#)	Carpark and loading/ unloading area excluding public transport terminus	Not Applicable
2.	Plant rooms and similar services	
2.1 (#)	Mandatory feature or essential plant room, area of which is limited by respective Practice Notes for Authorized Persons, Registered Structural Engineers and Registered Geotechnical Engineers (PNAP) or regulation such as lift machine room, telecommunications and broadcasting (TBE) room, refuse storage and material recovery chamber, etc.	619.555
2.2 (#)	Mandatory feature or essential plant room, area of which is NOT limited by any PNAP or regulation such as room occupied solely by fire services installations (FSI) and equipment, meter room, transformer room, potable and flushing water tank, etc.	1583.242
2.3 (#)	Non-mandatory or non-essential plant room such as air-conditioning plant room, air handling unit (AHU) room, etc.	5.428
Green Features under Joint Practice Notes 1 and 2		
3. (#)	Balcony	689.483
4. (#)	Wider common corridor and lift lobby	114.920
5.	Communal sky garden	Not Applicable
6. (#)	Acoustic fin	12.181
7.	Wing wall, wind catcher and funnel	Not Applicable
8. (#)	Non-structural prefabricated external wall	411.244
9. (#)	Utility platform	337.500
10.	Noise barrier	Not Applicable

		Area (m ²)
Amenity Features		
11. (#)	Counter, office, store, guard room and lavatory for watchman and management staff, Owners' Corporation Office	64.024
12. (#)	Residential Recreational facilities including void, plant room, swimming pool filtration plant room, covered walkways etc. serving solely the recreational facilities	816.591
13. (#)	Covered landscaped and play area	Not Applicable
14. (#)	Horizontal screens/ covered walkways, trellis	Not Applicable
15.	Larger lift shaft	Not Applicable
16.	Chimney shaft	Not Applicable
17.	Other non-mandatory or non-essential plant room, such as boiler room, satellite master antenna television (SMATV) room	Not Applicable
18. (#)	Pipe duct, air duct for mandatory feature or essential plant room	414.438
19.	Pipe duct, air duct for non-mandatory feature or non-essential plant room	Not Applicable
20.	Plant room, pipe duct, air duct for environmentally friendly system and feature	Not Applicable
21.	Void in duplex domestic flat and house	Not Applicable
22.	Projections such as air-conditioning box and platform with a projection of more than 750 mm from the external wall	Not Applicable
Other Exempted Items		
23.	Refuge floor including refuge floor cum sky garden	Not Applicable
24.	Other projections	Not Applicable
25.	Public transport terminus	Not Applicable
26.	Party structure and common staircase	Not Applicable
27. (#)	Horizontal area of staircase, lift shaft and vertical duct solely serving floor accepted as not being accountable for GFA	204.123
28.	Public passage	Not Applicable
29.	Covered set back area	Not Applicable
Bonus GFA		
30.	Bonus GFA	Not Applicable

Note:

The above table is based on the requirements as stipulated in the Practice Note for Authorized Persons, Registered Structural Engineers and Registered Geotechnical Engineers ADM-2 issued by the Buildings Department. The Buildings Department may revise such requirements from time to time as appropriate.

INFORMATION IN APPLICATION FOR CONCESSION ON GROSS FLOOR AREA OF BUILDING

申請建築物總樓面面積寬免的資料

Estimated Energy Performance or Consumption for the Common Parts of the Development

Latest information of the estimated energy performance or consumption for the common parts of the development as submitted to the Building Authority prior to the printing of the sales brochures:

Part I	
Provision of Central Air Conditioning	YES
Provision of Energy Efficient Features	YES
Energy Efficient Features proposed:	1. Select AC unit with Energy Efficiency Label 2. Select ACVVVF Lift Motor 3. Provide Daylight/ Occupancy Sensor

Part II: The predicted annual energy use of the proposed building/ part of building (Note 1)					
Location	Internal Floor Area Served (m ²)	Annual Energy Use of Baseline Building (Note 2)		Annual Energy Use of Proposed Building	
		Electricity kWh/m ² /annum	Town Gas / LPG unit/m ² /annum	Electricity kWh/m ² /annum	Town Gas / LPG unit/m ² /annum
Area served by central building services installation (Note 3)	6,473.0	507.5	Not Applicable	487.4	Not Applicable

Part III: The following installation(s) are designed in accordance with the relevant Codes of Practices published by the Electrical & Mechanical Services Department (EMSD)			
Type of Installations	YES	NO	Not Applicable
Lighting Installations	✓		
Air Conditioning Installations	✓		
Electrical Installations	✓		
Lift & Escalator Installations	✓		
Performance-based Approach	✓		

Environment Assessment of the Building

Green Building Certification

Assessment result under the **BEAM Plus** certification conferred/ issued by Hong Kong Green Building Council Limited (HKGBC) for the building prior to the printing of the sales brochures.

Provisional

SILVER



Application no.: PAP0001/13

Note:

- In general, the lower the estimated "Annual Energy Use" of the building, the more efficient of the building in terms of energy use.
For example, if the estimated "annual energy use of proposed building" is less than the estimated "annual energy use of baseline building", it means the predicted use of energy is more efficient in the proposed building than in the baseline building. The larger the reduction, the greater the efficiency.
The predicted annual energy use per m² per annum, in terms of electricity consumption (kWh) and town gas/ LPG consumption (unit) of the development by the internal floor area served, where:-
(a) "total annual energy use" has the same meaning of "annual energy use" under Section 4 and Appendix 8 of the BEAM Plus for New Building (current version); and
(b) "internal floor area", in relation to a building, a space or a unit means the floor area of all enclosed space measured to the internal faces of enclosing external and/ or party walls.
- "Baseline Building" has the same meaning as "Baseline Building Model (zero-credit benchmark)" under Section 4 and Appendix 8 of the BEAM Plus for New Building (current version).
- "Central Building Services Installation" has the same meaning as that in the Code of Practice for Energy Efficiency of Building Services Installation (2015 Edition) issued by the Electrical and Mechanical Services Department.

獲寬免總樓面面積的設施分項

- 於印製售樓說明書前呈交予並已獲建築事務監督批准的一般建築圖則上有關總樓面面積寬免的分項的 最新資料，請見下表。如印製售樓說明書時尚未呈交最終修訂圖則予建築事務監督，則有(#)號的資料 可以由認可人士提供的資料作為基礎。直至最終修訂圖則於發出佔用許可證前呈交予並獲建築事務 監督批准前，以下分項資料仍可能有所修改。

		面積(平方米)
根據《建築物 (規劃) 條例》第23(3)(b)條不計算的總樓面面積		
1. (#)	停車場及上落客貨地方 (公共交通總站除外)	不適用
2.	機房及相類設施	
2.1 (#)	所佔面積受相關《認可人士、註冊結構工程師及註冊岩土工程師作業備考》或規例限制的強制性設施或必要機房，例如升降機機房、電訊及廣播設備室、垃圾及物料回收房等	619.555
2.2 (#)	所佔面積不受任何《認可人士、註冊結構工程師及註冊岩土工程師作業備考》或規例限制的強制性設施或必要機房，例如僅供消防裝置及設備佔用的房間、電錶房、電力變壓房、食水及鹹水缸等	1583.242
2.3 (#)	非強制性或非必要機房，例如空調機房、風櫃房等	5.428
根據聯合作業備考第1及第2號提供的環保設施		
3. (#)	露台	689.483
4. (#)	加闊的公用走廊及升降機大堂	114.920
5.	公用空中花園	不適用
6. (#)	隔聲牆	12.181
7.	翼牆、捕風器及風斗	不適用
8. (#)	非結構預製外牆	411.244
9. (#)	工作平台	337.500
10.	隔音屏障	不適用

		面積(平方米)
適意設施		
11. (#)	供保安人員和管理處員工使用的櫃枱、辦公室、儲物室、警衛室和廁所、業主立案法團辦公室	64.024
12. (#)	住宅康樂設施，包括僅供康樂設施使用的中空、機房、游泳池的濾水器機房、有蓋人行道等	816.591
13. (#)	有上蓋的園景區及遊樂場	不適用
14. (#)	橫向屏障 / 有蓋人行道、花棚	不適用
15.	擴大升降機井道	不適用
16.	煙囪管道	不適用
17.	其他非強制性或非必要機房，例如鍋爐房、衛星電視共用天線房	不適用
18. (#)	強制性設施或必要機房所需的管槽、氣槽	414.438
19.	非強制性設施或非必要機房所需的管槽、氣槽	不適用
20.	環保系統及設施所需的機房、管槽及氣槽	不適用
21.	複式住宅單位及洋房的中空	不適用
22.	伸出物，如空調機箱及伸出外牆超過750 毫米的平台	不適用
其他獲豁免的面積		
23.	庇護層，包括庇護層兼空中花園	不適用
24.	其他伸出物	不適用
25.	公共交通總站	不適用
26.	公用構築物及樓梯	不適用
27. (#)	僅供獲接納不計入總樓面面積的樓層使用的樓梯、升降機槽及垂直管道的水平面積	204.123
28.	公眾通道	不適用
29.	因建築物後移導致的覆蓋面積	不適用
額外總樓面面積		
30.	額外總樓面面積	不適用

備註:

上述表格是根據屋宇署所發出的《認可人士、註冊結構工程師及註冊岩土工程師作業備考》ADM-2 規定的要求而制訂的。屋宇署會按實際需要不時更改有關要求。

INFORMATION IN APPLICATION FOR CONCESSION ON GROSS FLOOR AREA OF BUILDING

申請建築物總樓面面積寬免的資料

發展項目的公用部份的預計能量表現或消耗

於印製售樓說明書前呈交予建築事務監督發展項目的公用部份的預計能量表現或消耗的最近期資料：

第I部分	
提供中央空調	是
提供具能源效益的設施	是
擬安裝的具能源效益的設施:-	1. 選用能源標籤分體式冷氣機 2. 選用交流變頻調速升降機 3. 提供日光 / 活動感應器

第II部分: 擬興建樓宇 / 部分樓宇預計每年能源消耗量 (註腳1) :-					
位置	使用有關裝置的內部樓面面積 (平方米)	基線樓宇每年能源消耗量 (註腳2)		擬興建樓宇每年能源消耗量	
		電力 千瓦小時 / 平方米 / 年	煤氣 / 石油氣 用量單位 / 平方米 / 年	電力 千瓦小時 / 平方米 / 年	煤氣 / 石油氣 用量單位 / 平方米 / 年
有使用中央屋宇裝備 (註腳3) 的部分	6,473.0	507.5	不適用	487.4	不適用

第III部分: 以下裝置乃按機電工程署公布的相關實務守則設計:-				
裝置類型	是	否	不適用	
照明裝置	✓			
空調裝置	✓			
電力裝置	✓			
升降機及自動梯的裝置	✓			
以總能源為本的方法	✓			

建築物的環境評估

綠色建築認證
在印刷此售樓說明書前，本物業根據香港綠色建築議會有限公司頒授 / 發出的綠建環評認證評級。

暫定評級
銀級



申請編號: PAP0001/13

備註：

- 一般而言，一棟樓宇的預計 "每年能源消耗量" 愈低，其節約能源的效益愈高。如一棟樓宇預計的 "每年能源消耗量" 低於該樓宇的 "基線樓宇每年能源消耗量"，則代表預計該樓宇的能源應用較其基線樓宇有效，削減幅度愈大則代表有關樓宇能源節約的效益愈高。
預計每年每平方米能源消耗量 (以耗電量 (千瓦小時) 及煤氣 / 石油氣消耗量用量單位) 計算，指將發展項目的每年能源消耗總量除以使用有關裝置的內部樓面面積所得出的商，其中：
(a) "每年能源消耗量" 與新建樓宇 BEAM Plus 標準 (現行版本) 第4節及附錄8中的「年能源消耗」具相同涵義；及
(b) 樓宇、空間或單位的 "內部樓面面積"，指外牆及 / 或共用牆的內壁之內表面起量度出來的樓面面積。
- "基線樓宇" 與新建樓宇 BEAM Plus 標準 (現行版本) 第4節及附錄8中的 "基準建築物模型 (零分標準)" 具相同涵義。
- "中央屋宇裝備裝置" 與機電工程署發出的《屋宇裝備裝置能源效益實務守則》(2015年版) 中的涵義相同。

INFORMATION REQUIRED TO BE SET OUT BY THE DIRECTOR OF LANDS UNDER CONSENT SCHEME

按地政總署署長同意方案要求列出的資料

1. The purchaser is required to agree with the Vendor in the Agreement for Sale and Purchase (the “Agreement”) to the effect that other than entering into a mortgage or charge, the purchaser will not nominate any person to take up the Assignment of the residential unit or the parking space specified in the Agreement, sub-sell that residential unit or parking space or transfer the benefit of the Agreement of that residential unit or parking space in any manner whatsoever or enter into any agreement so to do before completion of the sale and purchase and execution of the Assignment.
 2. If the Vendor, at the request of the purchaser under an Agreement, agrees (at its own discretion) to cancel the Agreement or the obligations of the purchaser under the Agreement, the Vendor is entitled to retain the sum of five percent 5% of the total purchase price of the residential unit and the parking space specified in the Agreement and the purchaser will in addition pay or reimburse (as the case may be) to the Vendor all legal costs, charges and disbursements (including any stamp duty) in connection with the cancellation of the Agreement.
 3. The Vendor will pay or has paid (as the case may be) all outstanding Government rent in respect of the land on which the Development is in the course of being erected, from the date of the Land Grant up to and including the date of the respective Assignments to the purchasers.
 4. The purchaser who has signed an Agreement has the right of access to and will, upon his request, be provided with a hard copy of an updated record of information as to the total construction costs and the total professional fees to complete the Phase as well as the total construction costs and the total professional fees expended and paid as at the end of the calendar month preceding the month at which the request is made subject to payment of a nominal fee of not more than HK\$100 per request.
 5. The “Green Area” is referred to in Special Condition Nos. (2), (3), (4) and (5) of the Land Grant, which are set out in full under the “Summary of Land Grant” section and the “Information on Public Facilities and Public Open Spaces” section of this Sales Brochure.
1. 買方須於正式買賣合約(「買賣合約」)下與賣方約定，除訂立按揭或押記外，在買賣完成及簽署轉讓契前，買方不得提名任何人士接受買賣合約指明之住宅單位或停車位之轉讓、轉售該住宅單位或停車位或以任何形式轉移該住宅單位或停車位之買賣合約之權益、或訂立任何有關上述提名、轉售或轉移權益之協議。
 2. 若賣方應買賣合約下買方要求同意(同意與否賣方有酌情權決定)取消買賣合約或買賣合約下買方之責任，賣方有權保留等同買賣合約指明之住宅單位及停車位總售價5%之金額，另買方須向賣方額外繳付或補還(視屬何情況而定)所有與取消買賣合約有關之法律費用、收費及開銷(包括任何印花稅)。
 3. 賣方將會或已經(視屬何情況而定)支付所有關發展項目在其上興建之土地於批文件日期起計至相關買家轉讓契日期(包括該兩日)期間之未付地稅。
 4. 已簽署買賣合約之買方，如已支付不多於港幣\$100之象徵式費用(按每次要求計)，有權獲取(而當其要求時將獲提供)以下資料之最新紀錄印本：完成期數的總建築費用及總專業費用及截至該要求作出當月前之月份完結時已支出和繳付之總建築費用及總專業費用。
 5. 「綠色範圍」在批地文件特別條款第(2)、(3)、(4)及(5)條提及。該等特別條款在本售樓說明書的「批地文件的摘要」一節及「公共設施及公眾休憩用地的資料」一節中全部列出。

DATE OF PRINTING OF SALES BROCHURE 售樓說明書印製日期

Date of printing of this Sales Brochure: 3rd July, 2018

本售樓說明書印製日期：2018年7月3日

POSSIBLE FUTURE CHANGE 日後可能出現的改變

There maybe future changes to the Phase and the surrounding areas.

期數及其周邊地區日後可能出現改變。

